

Investment Report

Ft. Bend County


04/01/12 - 04/30/12

1

This report summarizes the investment position of Ft. Bend County for the period 04/01/12 to 04/30/12.

	03/31/12	04/30/12
Book Value	193,694,229.28	179,908,888.12
Market Value	193,694,229.28	179,908,888.12
Par Value	193,694,229.28	179,908,888.12
Change in Market Value		0.00
Weighted Average Maturity (in Days)	1	1
Weighted Average Yield-to-Maturity of Portfolio	1.4870%	1.4861%
Yield-to-Maturity of	0.0000%	0.0000%
Accrued Interest		0.00

This report is presented in accordance with the Texas Government Code Title 10 Section 2256.023. The below signed hereby certify that, to the best of their knowledge on the date this report was created, Ft. Bend County is in compliance with the provisions of Government Code 2256 and with the stated policies and strategies of Ft. Bend County.



Director of Finance & Investments

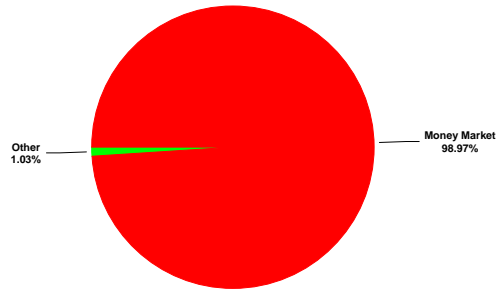
August 13, 2012

Investment Report

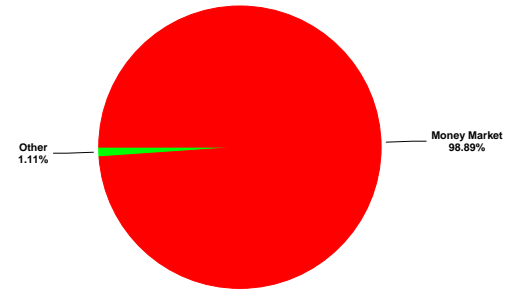
Ft. Bend County

04/01/12 - 04/30/12

Portfolio Composition - 03/31/12



Portfolio Composition - 04/30/12




Maturity Aging - 03/31/12 vs 04/30/12



■ Previous Period ■ Current Period

Portfolio Performance - 04/01/12 to 04/30/12



■ Portfolio ■ Series2

GASB 31 Compliance
Ft. Bend County
Effective Interest - Actual Life
Receipts in Period
04/01/12 - 04/30/12

CUSIP	Invest Number	Security Description	Purchase Date	Sale Date	Valuation Method	Yield Earned	Price Source 04/01/12	Beginning Unit Price	Par Value On 04/01/12	Reported Value 04/01/12	Purchase Cost	Sales Proceeds	Ending Unit Price	Par Value On 04/30/12	Price Source 04/30/12	Reported Value 04/30/12	Change in Fair Value	Interest	Net Investment Income
Prosperity-Money Market Accts.	AR-0009	Money Market	11/30/03	Open	Fair Value	1.2584	Manual	1.000000	191,698,568.87	191,698,568.87	0.00	13,785,754.92	1.000000	177,912,813.95	Manual	177,912,813.95	0.00	197,244.75	197,244.75
MB02-MBIA General	AR-0015	State Pool	11/01/08	Open	Fair Value	0.2531	Manual	1.000000	281,311.05	281,311.05	0.00	-58.36	1.000000	281,369.41	Manual	281,369.41	0.00	58.36	58.36
MB03-MBIA Road & Bridge	AR-0016	State Pool	11/01/08	Open	Fair Value	0.2534	Manual	1.000000	60,280.67	60,280.67	0.00	-12.52	1.000000	60,293.19	Manual	60,293.19	0.00	12.52	12.52
MB04-MBIA Drainage	AR-0017	State Pool	11/01/08	Open	Fair Value	0.2527	Manual	1.000000	43,201.20	43,201.20	0.00	-8.95	1.000000	43,210.15	Manual	43,210.15	0.00	8.95	8.95
MB06-MBIA Toll Rd. Operations	AR-0019	State Pool	11/01/08	Open	Fair Value	0.2531	Manual	1.000000	289,348.25	289,348.25	0.00	-60.04	1.000000	289,408.29	Manual	289,408.29	0.00	60.04	60.04
MB07-MBIA Fac. Construction	AR-0020	State Pool	11/01/08	Open	Fair Value	0.2531	Manual	1.000000	312,455.85	312,455.85	0.00	-64.83	1.000000	312,520.68	Manual	312,520.68	0.00	64.83	64.83
MB08-MBIA Fld.Cont.(Big Crk)	AR-0021	State Pool	11/01/08	Open	Fair Value	0.2528	Manual	1.000000	45,210.68	45,210.68	0.00	-9.37	1.000000	45,220.05	Manual	45,220.05	0.00	9.37	9.37
TT00-TX TERM General	AR-0022	State Pool	11/01/08	Open	Fair Value	0.0970	Manual	1.000000	1,006.63	1,006.63	0.00	-0.08	1.000000	1,006.71	Manual	1,006.71	0.00	0.08	0.08
TT02-TX TERM Toll Rd. Operation	AR-0024	State Pool	11/01/08	Open	Fair Value	0.0971	Manual	1.000000	1,005.50	1,005.50	0.00	-0.08	1.000000	1,005.58	Manual	1,005.58	0.00	0.08	0.08
TT03-TX TERM Fac. Construction	AR-0025	State Pool	11/01/08	Open	Fair Value	0.0972	Manual	1.000000	1,004.21	1,004.21	0.00	-0.08	1.000000	1,004.29	Manual	1,004.29	0.00	0.08	0.08
TT04-TX TERM Road & Bridge	AR-0026	State Pool	11/01/08	Open	Fair Value	0.0972	Manual	1.000000	1,003.67	1,003.67	0.00	-0.08	1.000000	1,003.75	Manual	1,003.75	0.00	0.08	0.08
TT05-TX TERM Drainage	AR-0027	State Pool	11/01/08	Open	Fair Value	0.1099	Manual	1.000000	332.98	332.98	0.00	-0.03	1.000000	333.01	Manual	333.01	0.00	0.03	0.03
LOG1-Logic- General	AR-0028	State Pool	11/10/08	Open	Fair Value	0.2911	Manual	1.000000	1,005.69	1,005.69	0.00	-0.24	1.000000	1,005.93	Manual	1,005.93	0.00	0.24	0.24
LOG2-Logic-Toll Rd.Operations	AR-0029	State Pool	11/10/08	Open	Fair Value	0.2894	Manual	1.000000	1,011.72	1,011.72	0.00	-0.24	1.000000	1,011.96	Manual	1,011.96	0.00	0.24	0.24
LOG3-Logic-Flood Control	AR-0030	State Pool	11/10/08	Open	Fair Value	0.2908	Manual	1.000000	1,006.97	1,006.97	0.00	-0.24	1.000000	1,007.21	Manual	1,007.21	0.00	0.24	0.24
LOG4-Logic-Facilities Const.Bnd	AR-0031	State Pool	11/10/08	Open	Fair Value	0.2870	Manual	1.000000	1,020.19	1,020.19	0.00	-0.24	1.000000	1,020.43	Manual	1,020.43	0.00	0.24	0.24
LOG5-Logic-Drainage	AR-0032	State Pool	11/10/08	Open	Fair Value	0.2912	Manual	1.000000	1,005.47	1,005.47	0.00	-0.24	1.000000	1,005.71	Manual	1,005.71	0.00	0.24	0.24
LOG8-Logic-Road & Bridge	AR-0035	State Pool	11/10/08	Open	Fair Value	0.2911	Manual	1.000000	1,005.89	1,005.89	0.00	-0.24	1.000000	1,006.13	Manual	1,006.13	0.00	0.24	0.24
LOG9-Logic-Employee Benefits	AR-0036	State Pool	02/12/09	Open	Fair Value	0.2912	Manual	1.000000	1,005.61	1,005.61	0.00	-0.24	1.000000	1,005.85	Manual	1,005.85	0.00	0.24	0.24
MB09-MBIA Justice Center Bnds	AR-0037	State Pool	01/07/10	Open	Fair Value	0.2532	Manual	1.000000	569,654.39	569,654.39	0.00	-118.22	1.000000	569,772.61	Manual	569,772.61	0.00	118.22	118.22
MB10-MBIA FBC 09 Mobility Fund	AR-0038	State Pool	01/07/10	Open	Fair Value	0.2532	Manual	1.000000	348,624.59	348,624.59	0.00	-72.35	1.000000	348,696.94	Manual	348,696.94	0.00	72.35	72.35
MB11-MBIA EMPLOYEE BENEFITS	AR-0040	State Pool	01/07/10	Open	Fair Value	0.2532	Manual	1.000000	34,159.20	34,159.20	0.00	-7.09	1.000000	34,166.29	Manual	34,166.29	0.00	7.09	7.09
Investment Total						1.2480		1.000000	193,694,229.28	193,694,229.28	0.00	13,785,341.16	1.000000	179,908,888.12		179,908,888.12	0.00	197,658.51	197,658.51

Portfolio Position

Ft. Bend County

Effective Interest - Actual Life

Receipts in Period

04/01/12 - 04/30/12

CUSIP	Invest Number	Security Description	Purchase Date	Call Date	Par Value On 04/01/12	Par Value On 04/30/12	Market Val On 04/01/12	Market Val On 04/30/12	Purchase Cost	Sales Proceeds	Original Princ/Cost	Amor Value On 04/01/12	Amor Value On 04/30/12
734 - 09 Justice Cent.Const.Bnds.													
State Pool													
MB09-MBIA Justice Center Bnds	AR-0037	State Pool	01/07/10	Open	569,654.39	569,772.61	569,654.39	569,772.61	0.00	0.00	567,000.00	569,654.39	569,772.61
State Pool Total					569,654.39	569,772.61	569,654.39	569,772.61	0.00	0.00	567,000.00	569,654.39	569,772.61
734 - 09 Justice Cent.Const.Bnds. Total					569,654.39	569,772.61	569,654.39	569,772.61	0.00	0.00	567,000.00	569,654.39	569,772.61
736 - 09 Mobility Proj.Const.Bnds.													
State Pool													
MB10-MBIA FBC 09 Mobility Fund	AR-0038	State Pool	01/07/10	Open	348,624.59	348,696.94	348,624.59	348,696.94	0.00	0.00	347,000.00	348,624.59	348,696.94
State Pool Total					348,624.59	348,696.94	348,624.59	348,696.94	0.00	0.00	347,000.00	348,624.59	348,696.94
736 - 09 Mobility Proj.Const.Bnds. Total					348,624.59	348,696.94	348,624.59	348,696.94	0.00	0.00	347,000.00	348,624.59	348,696.94
850 - EMPLOYEE BENEFITS													
State Pool													
MB11-MBIA EMPLOYEE BENEFITS	AR-0040	State Pool	01/07/10	Open	34,159.20	34,166.29	34,159.20	34,166.29	0.00	0.00	34,000.00	34,159.20	34,166.29
State Pool Total					34,159.20	34,166.29	34,159.20	34,166.29	0.00	0.00	34,000.00	34,159.20	34,166.29
850 - EMPLOYEE BENEFITS Total					34,159.20	34,166.29	34,159.20	34,166.29	0.00	0.00	34,000.00	34,159.20	34,166.29
810 - FBC Toll Road Operations													
State Pool													
TT02-TX TERM Toll Rd. Operation	AR-0024	State Pool	11/01/08	Open	0.00	0.00	0.00	0.00	0.00	0.00	0.00	0.00	0.00
State Pool Total					0.00	0.00	0.00	0.00	0.00	0.00	0.00	0.00	0.00
810 - FBC Toll Road Operations Total					0.00	0.00	0.00	0.00	0.00	0.00	0.00	0.00	0.00
728 - FBFCWSC BIG CREEK													
State Pool													
MB08-MBIA Fld.Cont.(Big Crk)	AR-0021	State Pool	11/01/08	Open	0.00	0.00	0.00	0.00	0.00	0.00	0.00	0.00	0.00
State Pool Total					0.00	0.00	0.00	0.00	0.00	0.00	0.00	0.00	0.00
728 - FBFCWSC BIG CREEK Total					0.00	0.00	0.00	0.00	0.00	0.00	0.00	0.00	0.00
LOG4 - LOGIC 07 FACILITIES CONST.													
State Pool													
LOG4-Logic-Facilities Const.Bnd	AR-0031	State Pool	11/10/08	Open	1,020.19	1,020.43	1,020.19	1,020.43	0.00	0.00	25,000,000.00	1,020.19	1,020.43
State Pool Total					1,020.19	1,020.43	1,020.19	1,020.43	0.00	0.00	25,000,000.00	1,020.19	1,020.43
LOG4 - LOGIC 07 FACILITIES CONST. Total					1,020.19	1,020.43	1,020.19	1,020.43	0.00	0.00	25,000,000.00	1,020.19	1,020.43
LOG5 - LOGIC DRAINAGE													
State Pool													
LOG5-Logic-Drainage	AR-0032	State Pool	11/10/08	Open	1,005.47	1,005.71	1,005.47	1,005.71	0.00	0.00	500,000.00	1,005.47	1,005.71
State Pool Total					1,005.47	1,005.71	1,005.47	1,005.71	0.00	0.00	500,000.00	1,005.47	1,005.71
LOG5 - LOGIC DRAINAGE Total					1,005.47	1,005.71	1,005.47	1,005.71	0.00	0.00	500,000.00	1,005.47	1,005.71
LOG9 - LOGIC EMPLOYEE BENEFITS													
State Pool													
LOG9-Logic-Employee Benefits	AR-0036	State Pool	02/12/09	Open	1,005.61	1,005.85	1,005.61	1,005.85	0.00	0.00	2,000,000.00	1,005.61	1,005.85
State Pool Total					1,005.61	1,005.85	1,005.61	1,005.85	0.00	0.00	2,000,000.00	1,005.61	1,005.85
LOG9 - LOGIC EMPLOYEE BENEFITS Total					1,005.61	1,005.85	1,005.61	1,005.85	0.00	0.00	2,000,000.00	1,005.61	1,005.85
LOG3 - LOGIC FLOOD CONT-BIG CREEK													
State Pool													
LOG3-Logic-Flood Control	AR-0030	State Pool	11/10/08	Open	1,006.97	1,007.21	1,006.97	1,007.21	0.00	0.00	3,000,000.00	1,006.97	1,007.21
State Pool Total					1,006.97	1,007.21	1,006.97	1,007.21	0.00	0.00	3,000,000.00	1,006.97	1,007.21
LOG3 - LOGIC FLOOD CONT-BIG CREEK Total					1,006.97	1,007.21	1,006.97	1,007.21	0.00	0.00	3,000,000.00	1,006.97	1,007.21
LOG1 - LOGIC GENERAL													
State Pool													

Portfolio Position
Ft. Bend County
Effective Interest - Actual Life
Receipts in Period
04/01/12 - 04/30/12

5

CUSIP	Invest Number	Security Description	Purchase Date	Call Date	Par Value On 04/01/12	Par Value On 04/30/12	Market Val On 04/01/12	Market Val On 04/30/12	Purchase Cost	Sales Proceeds	Original Princ/Cost	Amor Value On 04/01/12	Amor Value On 04/30/12
LOG1-Logic- General	AR-0028	State Pool	11/10/08	Open	1,005.69	1,005.93	1,005.69	1,005.93	0.00	0.00	10,000,000.00	1,005.69	1,005.93
State Pool Total					1,005.69	1,005.93	1,005.69	1,005.93	0.00	0.00	10,000,000.00	1,005.69	1,005.93
LOG1 - LOGIC GENERAL Total					1,005.69	1,005.93	1,005.69	1,005.93	0.00	0.00	10,000,000.00	1,005.69	1,005.93
LOG8 - LOGIC ROAD & BRIDGE													
State Pool													
LOG8-Logic-Road & Bridge	AR-0035	State Pool	11/10/08	Open	1,005.89	1,006.13	1,005.89	1,006.13	0.00	0.00	1,000,000.00	1,005.89	1,006.13
State Pool Total					1,005.89	1,006.13	1,005.89	1,006.13	0.00	0.00	1,000,000.00	1,005.89	1,006.13
LOG8 - LOGIC ROAD & BRIDGE Total					1,005.89	1,006.13	1,005.89	1,006.13	0.00	0.00	1,000,000.00	1,005.89	1,006.13
LOG2 - LOGIC TOLL OPERATIONS													
State Pool													
LOG2-Logic-Toll Rd.Operations	AR-0029	State Pool	11/10/08	Open	1,011.72	1,011.96	1,011.72	1,011.96	0.00	0.00	2,000,000.00	1,011.72	1,011.96
State Pool Total					1,011.72	1,011.96	1,011.72	1,011.96	0.00	0.00	2,000,000.00	1,011.72	1,011.96
LOG2 - LOGIC TOLL OPERATIONS Total					1,011.72	1,011.96	1,011.72	1,011.96	0.00	0.00	2,000,000.00	1,011.72	1,011.96
MB07 - MBIA 07 FACILITIES CONST.													
State Pool													
MB07-MBIA Fac. Construction	AR-0020	State Pool	11/01/08	Open	312,455.85	312,520.68	312,455.85	312,520.68	0.00	0.00	57,854,378.51	312,455.85	312,520.68
State Pool Total					312,455.85	312,520.68	312,455.85	312,520.68	0.00	0.00	57,854,378.51	312,455.85	312,520.68
MB07 - MBIA 07 FACILITIES CONST. Total					312,455.85	312,520.68	312,455.85	312,520.68	0.00	0.00	57,854,378.51	312,455.85	312,520.68
MB04 - MBIA DRAINAGE													
State Pool													
MB04-MBIA Drainage	AR-0017	State Pool	11/01/08	Open	43,201.20	43,210.15	43,201.20	43,210.15	0.00	0.00	1,267,218.21	43,201.20	43,210.15
State Pool Total					43,201.20	43,210.15	43,201.20	43,210.15	0.00	0.00	1,267,218.21	43,201.20	43,210.15
MB04 - MBIA DRAINAGE Total					43,201.20	43,210.15	43,201.20	43,210.15	0.00	0.00	1,267,218.21	43,201.20	43,210.15
MB08 - MBIA FLOOD CONT.-BIG CREEK													
State Pool													
MB08-MBIA Fld.Cont.(Big Crk)	AR-0021	State Pool	11/01/08	Open	45,210.68	45,220.05	45,210.68	45,220.05	0.00	0.00	4,405,170.92	45,210.68	45,220.05
State Pool Total					45,210.68	45,220.05	45,210.68	45,220.05	0.00	0.00	4,405,170.92	45,210.68	45,220.05
MB08 - MBIA FLOOD CONT.-BIG CREEK Total					45,210.68	45,220.05	45,210.68	45,220.05	0.00	0.00	4,405,170.92	45,210.68	45,220.05
MB02 - MBIA GENERAL													
State Pool													
MB02-MBIA General	AR-0015	State Pool	11/01/08	Open	281,311.05	281,369.41	281,311.05	281,369.41	0.00	0.00	17,374,917.83	281,311.05	281,369.41
State Pool Total					281,311.05	281,369.41	281,311.05	281,369.41	0.00	0.00	17,374,917.83	281,311.05	281,369.41
MB02 - MBIA GENERAL Total					281,311.05	281,369.41	281,311.05	281,369.41	0.00	0.00	17,374,917.83	281,311.05	281,369.41
MB03 - MBIA ROAD & BRIDGE													
State Pool													
MB03-MBIA Road & Bridge	AR-0016	State Pool	11/01/08	Open	60,280.67	60,293.19	60,280.67	60,293.19	0.00	0.00	2,856,438.24	60,280.67	60,293.19
State Pool Total					60,280.67	60,293.19	60,280.67	60,293.19	0.00	0.00	2,856,438.24	60,280.67	60,293.19
MB03 - MBIA ROAD & BRIDGE Total					60,280.67	60,293.19	60,280.67	60,293.19	0.00	0.00	2,856,438.24	60,280.67	60,293.19
MB06 - MBIA TOLL RD OPERATIONS													
State Pool													
MB06-MBIA Toll Rd. Operations	AR-0019	State Pool	11/01/08	Open	289,348.25	289,408.29	289,348.25	289,408.29	0.00	0.00	3,143,377.27	289,348.25	289,408.29
State Pool Total					289,348.25	289,408.29	289,348.25	289,408.29	0.00	0.00	3,143,377.27	289,348.25	289,408.29
MB06 - MBIA TOLL RD OPERATIONS Total					289,348.25	289,408.29	289,348.25	289,408.29	0.00	0.00	3,143,377.27	289,348.25	289,408.29
PROS - Prosperity Money Mkt. Accts.													
Money Market													
Prosperity-Money Market Accts.	AR-0009	Money Market	11/30/03	Open	191,698,568.87	177,912,813.95	191,698,568.87	177,912,813.95	0.00	0.00	12,505,577.66	191,698,568.87	177,912,813.95
Money Market Total					191,698,568.87	177,912,813.95	191,698,568.87	177,912,813.95	0.00	0.00	12,505,577.66	191,698,568.87	177,912,813.95

Portfolio Position
Ft. Bend County
Effective Interest - Actual Life
Receipts in Period
04/01/12 - 04/30/12

CUSIP	Invest Number	Security Description	Purchase Date	Call Date	Par Value On 04/01/12	Par Value On 04/30/12	Market Val On 04/01/12	Market Val On 04/30/12	Purchase Cost	Sales Proceeds	Original Princ/Cost	Amor Value On 04/01/12	Amor Value On 04/30/12
PROS - Prosperity Money Mkt. Accts. Total					<u>191,698,568.87</u>	<u>177,912,813.95</u>	<u>191,698,568.87</u>	<u>177,912,813.95</u>	<u>0.00</u>	<u>0.00</u>	<u>12,505,577.66</u>	<u>191,698,568.87</u>	<u>177,912,813.95</u>
TT03 - TEXAS TERM 07 FACILITIES													
State Pool													
TT03-TX TERM Fac. Construction	AR-0025	State Pool	11/01/08	Open	<u>1,004.21</u>	<u>1,004.29</u>	<u>1,004.21</u>	<u>1,004.29</u>	<u>0.00</u>	<u>0.00</u>	<u>25,480,636.20</u>	<u>1,004.21</u>	<u>1,004.29</u>
State Pool Total					<u>1,004.21</u>	<u>1,004.29</u>	<u>1,004.21</u>	<u>1,004.29</u>	<u>0.00</u>	<u>0.00</u>	<u>25,480,636.20</u>	<u>1,004.21</u>	<u>1,004.29</u>
TT03 - TEXAS TERM 07 FACILITIES Total					<u>1,004.21</u>	<u>1,004.29</u>	<u>1,004.21</u>	<u>1,004.29</u>	<u>0.00</u>	<u>0.00</u>	<u>25,480,636.20</u>	<u>1,004.21</u>	<u>1,004.29</u>
TT05 - TEXAS TERM DRAINAGE													
State Pool													
TT05-TX TERM Drainage	AR-0027	State Pool	11/01/08	Open	<u>332.98</u>	<u>333.01</u>	<u>332.98</u>	<u>333.01</u>	<u>0.00</u>	<u>0.00</u>	<u>109,774.61</u>	<u>332.98</u>	<u>333.01</u>
State Pool Total					<u>332.98</u>	<u>333.01</u>	<u>332.98</u>	<u>333.01</u>	<u>0.00</u>	<u>0.00</u>	<u>109,774.61</u>	<u>332.98</u>	<u>333.01</u>
TT05 - TEXAS TERM DRAINAGE Total					<u>332.98</u>	<u>333.01</u>	<u>332.98</u>	<u>333.01</u>	<u>0.00</u>	<u>0.00</u>	<u>109,774.61</u>	<u>332.98</u>	<u>333.01</u>
TT00 - TEXAS TERM GENERAL													
State Pool													
TT00-TX TERM General	AR-0022	State Pool	11/01/08	Open	<u>1,006.63</u>	<u>1,006.71</u>	<u>1,006.63</u>	<u>1,006.71</u>	<u>0.00</u>	<u>0.00</u>	<u>10,006,437.87</u>	<u>1,006.63</u>	<u>1,006.71</u>
State Pool Total					<u>1,006.63</u>	<u>1,006.71</u>	<u>1,006.63</u>	<u>1,006.71</u>	<u>0.00</u>	<u>0.00</u>	<u>10,006,437.87</u>	<u>1,006.63</u>	<u>1,006.71</u>
TT00 - TEXAS TERM GENERAL Total					<u>1,006.63</u>	<u>1,006.71</u>	<u>1,006.63</u>	<u>1,006.71</u>	<u>0.00</u>	<u>0.00</u>	<u>10,006,437.87</u>	<u>1,006.63</u>	<u>1,006.71</u>
TT04 - TEXAS TERM ROAD & BRIDGE													
State Pool													
TT04-TX TERM Road & Bridge	AR-0026	State Pool	11/01/08	Open	<u>1,003.67</u>	<u>1,003.75</u>	<u>1,003.67</u>	<u>1,003.75</u>	<u>0.00</u>	<u>0.00</u>	<u>10,463.28</u>	<u>1,003.67</u>	<u>1,003.75</u>
State Pool Total					<u>1,003.67</u>	<u>1,003.75</u>	<u>1,003.67</u>	<u>1,003.75</u>	<u>0.00</u>	<u>0.00</u>	<u>10,463.28</u>	<u>1,003.67</u>	<u>1,003.75</u>
TT04 - TEXAS TERM ROAD & BRIDGE Total					<u>1,003.67</u>	<u>1,003.75</u>	<u>1,003.67</u>	<u>1,003.75</u>	<u>0.00</u>	<u>0.00</u>	<u>10,463.28</u>	<u>1,003.67</u>	<u>1,003.75</u>
TT02 - TEXAS TERM TOLL OPERATIONS													
State Pool													
TT02-TX TERM Toll Rd. Operation	AR-0024	State Pool	11/01/08	Open	<u>1,005.50</u>	<u>1,005.58</u>	<u>1,005.50</u>	<u>1,005.58</u>	<u>0.00</u>	<u>0.00</u>	<u>0.00</u>	<u>1,005.50</u>	<u>1,005.58</u>
State Pool Total					<u>1,005.50</u>	<u>1,005.58</u>	<u>1,005.50</u>	<u>1,005.58</u>	<u>0.00</u>	<u>0.00</u>	<u>0.00</u>	<u>1,005.50</u>	<u>1,005.58</u>
TT02 - TEXAS TERM TOLL OPERATIONS Total					<u>1,005.50</u>	<u>1,005.58</u>	<u>1,005.50</u>	<u>1,005.58</u>	<u>0.00</u>	<u>0.00</u>	<u>0.00</u>	<u>1,005.50</u>	<u>1,005.58</u>
Combined Port													
Money Market													
Prosperity-Money Market Accts.	AR-0009	Money Market	11/30/03	Open	<u>191,698,568.87</u>	<u>177,912,813.95</u>	<u>191,698,568.87</u>	<u>177,912,813.95</u>	<u>0.00</u>	<u>0.00</u>	<u>12,505,577.66</u>	<u>191,698,568.87</u>	<u>177,912,813.95</u>
Money Market Total					<u>191,698,568.87</u>	<u>177,912,813.95</u>	<u>191,698,568.87</u>	<u>177,912,813.95</u>	<u>0.00</u>	<u>0.00</u>	<u>12,505,577.66</u>	<u>191,698,568.87</u>	<u>177,912,813.95</u>
State Pool													
LOG1-Logic- General	AR-0028	State Pool	11/10/08	Open	1,005.69	1,005.93	1,005.69	1,005.93	0.00	0.00	10,000,000.00	1,005.69	1,005.93
LOG2-Logic-Toll Rd.Operations	AR-0029	State Pool	11/10/08	Open	1,011.72	1,011.96	1,011.72	1,011.96	0.00	0.00	2,000,000.00	1,011.72	1,011.96
LOG3-Logic-Flood Control	AR-0030	State Pool	11/10/08	Open	1,006.97	1,007.21	1,006.97	1,007.21	0.00	0.00	3,000,000.00	1,006.97	1,007.21
LOG4-Logic-Facilities Const.Bnd	AR-0031	State Pool	11/10/08	Open	1,020.19	1,020.43	1,020.19	1,020.43	0.00	0.00	25,000,000.00	1,020.19	1,020.43
LOG5-Logic-Drainage	AR-0032	State Pool	11/10/08	Open	1,005.47	1,005.71	1,005.47	1,005.71	0.00	0.00	500,000.00	1,005.47	1,005.71
LOG8-Logic-Road & Bridge	AR-0035	State Pool	11/10/08	Open	1,005.89	1,006.13	1,005.89	1,006.13	0.00	0.00	1,000,000.00	1,005.89	1,006.13
LOG9-Logic-Employee Benefits	AR-0036	State Pool	02/12/09	Open	1,005.61	1,005.85	1,005.61	1,005.85	0.00	0.00	2,000,000.00	1,005.61	1,005.85
MB02-MBIA General	AR-0015	State Pool	11/01/08	Open	281,311.05	281,369.41	281,311.05	281,369.41	0.00	0.00	17,374,917.83	281,311.05	281,369.41
MB03-MBIA Road & Bridge	AR-0016	State Pool	11/01/08	Open	60,280.67	60,293.19	60,280.67	60,293.19	0.00	0.00	2,856,438.24	60,280.67	60,293.19
MB04-MBIA Drainage	AR-0017	State Pool	11/01/08	Open	43,201.20	43,210.15	43,201.20	43,210.15	0.00	0.00	1,267,218.21	43,201.20	43,210.15
MB06-MBIA Toll Rd. Operations	AR-0019	State Pool	11/01/08	Open	289,348.25	289,408.29	289,348.25	289,408.29	0.00	0.00	3,143,377.27	289,348.25	289,408.29
MB07-MBIA Fac. Construction	AR-0020	State Pool	11/01/08	Open	312,455.85	312,520.68	312,455.85	312,520.68	0.00	0.00	57,854,378.51	312,455.85	312,520.68
MB08-MBIA Fld.Cont.(Big Crk)	AR-0021	State Pool	11/01/08	Open	45,210.68	45,220.05	45,210.68	45,220.05	0.00	0.00	4,405,170.92	45,210.68	45,220.05
MB09-MBIA Justice Center Bnds	AR-0037	State Pool	01/07/10	Open	569,654.39	569,772.61	569,654.39	569,772.61	0.00	0.00	567,000.00	569,654.39	569,772.61
MB10-MBIA FBC 09 Mobility Fund	AR-0038	State Pool	01/07/10	Open	348,624.59	348,696.94	348,624.59	348,696.94	0.00	0.00	347,000.00	348,624.59	348,696.94
MB11-MBIA EMPLOYEE BENEFITS	AR-0040	State Pool	01/07/10	Open	34,159.20	34,166.29	34,159.20	34,166.29	0.00	0.00	34,000.00	34,159.20	34,166.29

Portfolio Position
Ft. Bend County
Effective Interest - Actual Life
Receipts in Period
04/01/12 - 04/30/12

7

CUSIP	Invest Number	Security Description	Purchase Date	Call Date	Par Value On 04/01/12	Par Value On 04/30/12	Market Val On 04/01/12	Market Val On 04/30/12	Purchase Cost	Sales Proceeds	Original Princ/Cost	Amor Value On 04/01/12	Amor Value On 04/30/12
TT00-TX TERM General	AR-0022	State Pool	11/01/08	Open	1,006.63	1,006.71	1,006.63	1,006.71	0.00	0.00	10,006,437.87	1,006.63	1,006.71
TT02-TX TERM Toll Rd. Operation	AR-0024	State Pool	11/01/08	Open	1,005.50	1,005.58	1,005.50	1,005.58	0.00	0.00	0.00	1,005.50	1,005.58
TT03-TX TERM Fac. Construction	AR-0025	State Pool	11/01/08	Open	1,004.21	1,004.29	1,004.21	1,004.29	0.00	0.00	25,480,636.20	1,004.21	1,004.29
TT04-TX TERM Road & Bridge	AR-0026	State Pool	11/01/08	Open	1,003.67	1,003.75	1,003.67	1,003.75	0.00	0.00	10,463.28	1,003.67	1,003.75
TT05-TX TERM Drainage	AR-0027	State Pool	11/01/08	Open	332.98	333.01	332.98	333.01	0.00	0.00	109,774.61	332.98	333.01
State Pool Total					<u>1,995,660.41</u>	<u>1,996,074.17</u>	<u>1,995,660.41</u>	<u>1,996,074.17</u>	<u>0.00</u>	<u>0.00</u>	<u>166,956,812.94</u>	<u>1,995,660.41</u>	<u>1,996,074.17</u>
Combined Port Total					<u>193,694,229.28</u>	<u>179,908,888.12</u>	<u>193,694,229.28</u>	<u>179,908,888.12</u>	<u>0.00</u>	<u>0.00</u>	<u>179,462,390.60</u>	<u>193,694,229.28</u>	<u>179,908,888.12</u>

Earnings and Yields Summary

8

Ft. Bend County Effective Interest - Actual Life Receipts in Period 04/01/12 - 04/30/12

Security Description	04/01/12 04/07/12	04/08/12 04/14/12	04/15/12 04/21/12	04/22/12 04/28/12	04/29/12 04/30/12	04/01/12 04/30/12
Combined Port						
Money Market	46,135.95	46,135.95	46,135.95	46,135.95	12,700.95	197,244.75
State Pool	<u>96.41</u>	<u>96.41</u>	<u>96.41</u>	<u>96.41</u>	<u>28.12</u>	<u>413.76</u>
Port Total	<u>46,232.36</u>	<u>46,232.36</u>	<u>46,232.36</u>	<u>46,232.36</u>	<u>12,729.07</u>	<u>197,658.51</u>
Combined Port						
Money Market	1.2584	1.2584	1.2584	1.2584	1.2584	1.2584
State Pool	<u>0.2526</u>	<u>0.2526</u>	<u>0.2526</u>	<u>0.2526</u>	<u>0.2578</u>	<u>0.2529</u>
Port Total	<u>1.2480</u>	<u>1.2480</u>	<u>1.2480</u>	<u>1.2480</u>	<u>1.2477</u>	<u>1.2480</u>

Maturity Aging
Ft. Bend County
 Effective Interest - Actual Life
 Receipts in Period
 04/30/12

CUSIP	Invest Number	Security Description	Purchase Date	Days to Maturity	Yield Matur	
0 - 30 Days						
	LOG1-Logic- General	AR-0028	State Pool	11/10/08	1	0.2864
	LOG2-Logic-Toll Rd.Operations	AR-0029	State Pool	11/10/08	1	0.2864
	LOG3-Logic-Flood Control	AR-0030	State Pool	11/10/08	1	0.2864
	LOG4-Logic-Facilities Const.Bnd	AR-0031	State Pool	11/10/08	1	0.2864
	LOG5-Logic-Drainage	AR-0032	State Pool	11/10/08	1	0.2864
	LOG8-Logic-Road & Bridge	AR-0035	State Pool	11/10/08	1	0.2864
	LOG9-Logic-Employee Benefits	AR-0036	State Pool	02/12/09	1	0.2864
	MB02-MBIA General	AR-0015	State Pool	11/01/08	1	0.2500
	MB03-MBIA Road & Bridge	AR-0016	State Pool	11/01/08	1	0.2500
	MB04-MBIA Drainage	AR-0017	State Pool	11/01/08	1	0.2500
	MB06-MBIA Toll Rd. Operations	AR-0019	State Pool	11/01/08	1	0.2500
	MB07-MBIA Fac. Construction	AR-0020	State Pool	11/01/08	1	0.2500
	MB08-MBIA Fld.Cont.(Big Crk)	AR-0021	State Pool	11/01/08	1	0.2500
	MB09-MBIA Justice Center Bnds	AR-0037	State Pool	01/07/10	1	0.2500
	MB10-MBIA FBC 09 Mobility Fund	AR-0038	State Pool	01/07/10	1	0.2500
	MB11-MBIA EMPLOYEE BENEFITS	AR-0040	State Pool	01/07/10	1	0.2500
	Prosperity-Money Market Accts.	AR-0009	Money Market	11/30/03	1	1.5000
	TT00-TX TERM General	AR-0022	State Pool	11/01/08	1	0.1000
	TT02-TX TERM Toll Rd. Operation	AR-0024	State Pool	11/01/08	1	0.1000
	TT03-TX TERM Fac. Construction	AR-0025	State Pool	11/01/08	1	0.1000
	TT04-TX TERM Road & Bridge	AR-0026	State Pool	11/01/08	1	0.1000
	TT05-TX TERM Drainage	AR-0027	State Pool	11/01/08	<u>1</u>	<u>0.1000</u>
	0 - 30 Days Total				<u>1</u>	<u>1.4861</u>
	Investment Total				<u>1</u>	<u>1.4861</u>

Activity Statement
Ft. Bend County
 Effective Interest - Actual Life
 Receipts in Period
 04/01/12 - 04/30/12

Purchase Date	Sale Date	CUSIP	Invest Number	Security Description	Amor Value On 04/01/12	Changes In Principal	Purchase Cost	Sales Proceeds	Purchased Interest	Int/Div Rec In the Perd	Amor Value On 04/30/12
Money Market											
11/30/03	Open	Prosperity-Money Market Accts.	AR-0009	Money Market	191,698,568.87	-13,785,754.92	0.00	0.00	0.00	197,244.75	177,912,813.95
Money Market Total					<u>191,698,568.87</u>	<u>-13,785,754.92</u>	<u>0.00</u>	<u>0.00</u>	<u>0.00</u>	<u>197,244.75</u>	<u>177,912,813.95</u>
State Pool											
11/01/08	Open	MB02-MBIA General	AR-0015	State Pool	281,311.05	58.36	0.00	0.00	0.00	58.36	281,369.41
11/01/08	Open	MB03-MBIA Road & Bridge	AR-0016	State Pool	60,280.67	12.52	0.00	0.00	0.00	12.52	60,293.19
11/01/08	Open	MB04-MBIA Drainage	AR-0017	State Pool	43,201.20	8.95	0.00	0.00	0.00	8.95	43,210.15
11/01/08	Open	MB06-MBIA Toll Rd. Operations	AR-0019	State Pool	289,348.25	60.04	0.00	0.00	0.00	60.04	289,408.29
11/01/08	Open	MB07-MBIA Fac. Construction	AR-0020	State Pool	312,455.85	64.83	0.00	0.00	0.00	64.83	312,520.68
11/01/08	Open	MB08-MBIA Fld.Cont.(Big Crk)	AR-0021	State Pool	45,210.68	9.37	0.00	0.00	0.00	9.37	45,220.05
11/01/08	Open	TT00-TX TERM General	AR-0022	State Pool	1,006.63	0.08	0.00	0.00	0.00	0.08	1,006.71
11/01/08	Open	TT02-TX TERM Toll Rd. Operation	AR-0024	State Pool	1,005.50	0.08	0.00	0.00	0.00	0.08	1,005.58
11/01/08	Open	TT03-TX TERM Fac. Construction	AR-0025	State Pool	1,004.21	0.08	0.00	0.00	0.00	0.08	1,004.29
11/01/08	Open	TT04-TX TERM Road & Bridge	AR-0026	State Pool	1,003.67	0.08	0.00	0.00	0.00	0.08	1,003.75
11/01/08	Open	TT05-TX TERM Drainage	AR-0027	State Pool	332.98	0.03	0.00	0.00	0.00	0.03	333.01
11/10/08	Open	LOG1-Logic- General	AR-0028	State Pool	1,005.69	0.24	0.00	0.00	0.00	0.24	1,005.93
11/10/08	Open	LOG2-Logic-Toll Rd.Operations	AR-0029	State Pool	1,011.72	0.24	0.00	0.00	0.00	0.24	1,011.96
11/10/08	Open	LOG3-Logic-Flood Control	AR-0030	State Pool	1,006.97	0.24	0.00	0.00	0.00	0.24	1,007.21
11/10/08	Open	LOG4-Logic-Facilities Const.Bnd	AR-0031	State Pool	1,020.19	0.24	0.00	0.00	0.00	0.24	1,020.43
11/10/08	Open	LOG5-Logic-Drainage	AR-0032	State Pool	1,005.47	0.24	0.00	0.00	0.00	0.24	1,005.71
11/10/08	Open	LOG8-Logic-Road & Bridge	AR-0035	State Pool	1,005.89	0.24	0.00	0.00	0.00	0.24	1,006.13
02/12/09	Open	LOG9-Logic-Employee Benefits	AR-0036	State Pool	1,005.61	0.24	0.00	0.00	0.00	0.24	1,005.85
01/07/10	Open	MB09-MBIA Justice Center Bnds	AR-0037	State Pool	569,654.39	118.22	0.00	0.00	0.00	118.22	569,772.61
01/07/10	Open	MB10-MBIA FBC 09 Mobility Fund	AR-0038	State Pool	348,624.59	72.35	0.00	0.00	0.00	72.35	348,696.94
01/07/10	Open	MB11-MBIA EMPLOYEE BENEFITS	AR-0040	State Pool	34,159.20	7.09	0.00	0.00	0.00	7.09	34,166.29
State Pool Total					<u>1,995,660.41</u>	<u>413.76</u>	<u>0.00</u>	<u>0.00</u>	<u>0.00</u>	<u>413.76</u>	<u>1,996,074.17</u>
Investment Total					<u>193,694,229.28</u>	<u>-13,785,341.16</u>	<u>0.00</u>	<u>0.00</u>	<u>0.00</u>	<u>197,658.51</u>	<u>179,908,888.12</u>

Interest Accrual
Ft. Bend County
Effective Interest - Actual Life
Receipts in Period
04/01/12 - 04/30/12

CUSIP	Invest Number	Security Description	Purchase Date	Sale Date	Yield Earned	Ending Par Val/Shares	Ending Amor Val/Cost	Purchased Interest	Int/Div Rec In the Perd	Int/Div Accrued In the Perd	PTD Purch Received	Int/Div Rec Purch/Date	Int/Div Accrued Purch/Date
Money Market													
Prosperity-Money Market Accts.	AR-0009	Money Market	11/30/03	Open	<u>1.2584</u>	<u>177,912,813.95</u>	<u>177,912,813.95</u>	<u>0.00</u>	<u>197,244.75</u>	<u>0.00</u>	<u>0.00</u>	<u>18,152,675.45</u>	<u>0.00</u>
Money Market Total						<u>1.2584</u>	<u>177,912,813.95</u>	<u>0.00</u>	<u>197,244.75</u>	<u>0.00</u>	<u>0.00</u>	<u>18,152,675.45</u>	<u>0.00</u>
State Pool													
MB02-MBIA General	AR-0015	State Pool	11/01/08	Open	0.2531	281,369.41	281,369.41	0.00	58.36	0.00	0.00	10,719.78	0.00
MB03-MBIA Road & Bridge	AR-0016	State Pool	11/01/08	Open	0.2534	60,293.19	60,293.19	0.00	12.52	0.00	0.00	1,032.34	0.00
MB04-MBIA Drainage	AR-0017	State Pool	11/01/08	Open	0.2527	43,210.15	43,210.15	0.00	8.95	0.00	0.00	538.06	0.00
MB06-MBIA Toll Rd. Operations	AR-0019	State Pool	11/01/08	Open	0.2531	289,408.29	289,408.29	0.00	60.04	0.00	0.00	5,345.84	0.00
MB07-MBIA Fac. Construction	AR-0020	State Pool	11/01/08	Open	0.2531	312,520.68	312,520.68	0.00	64.83	0.00	0.00	67,423.12	0.00
MB08-MBIA Fld.Cont.(Big Crk)	AR-0021	State Pool	11/01/08	Open	0.2528	45,220.05	45,220.05	0.00	9.37	0.00	0.00	4,691.45	0.00
TT00-TX TERM General	AR-0022	State Pool	11/01/08	Open	0.0970	1,006.71	1,006.71	0.00	0.08	0.00	0.00	21,391.48	0.00
TT02-TX TERM Toll Rd. Operation	AR-0024	State Pool	11/01/08	Open	0.0971	1,005.58	1,005.58	0.00	0.08	0.00	0.00	17,935.48	0.00
TT03-TX TERM Fac. Construction	AR-0025	State Pool	11/01/08	Open	0.0972	1,004.29	1,004.29	0.00	0.08	0.00	0.00	125,367.27	0.00
TT04-TX TERM Road & Bridge	AR-0026	State Pool	11/01/08	Open	0.0972	1,003.75	1,003.75	0.00	0.08	0.00	0.00	8,211.03	0.00
TT05-TX TERM Drainage	AR-0027	State Pool	11/01/08	Open	0.1099	333.01	333.01	0.00	0.03	0.00	0.00	5,012.28	0.00
LOG1-Logic- General	AR-0028	State Pool	11/10/08	Open	0.2911	1,005.93	1,005.93	0.00	0.24	0.00	0.00	50,011.51	0.00
LOG2-Logic-Toll Rd.Operations	AR-0029	State Pool	11/10/08	Open	0.2894	1,011.96	1,011.96	0.00	0.24	0.00	0.00	62,343.04	0.00
LOG3-Logic-Flood Control	AR-0030	State Pool	11/10/08	Open	0.2908	1,007.21	1,007.21	0.00	0.24	0.00	0.00	15,033.23	0.00
LOG4-Logic-Facilities Const.Bnd	AR-0031	State Pool	11/10/08	Open	0.2870	1,020.43	1,020.43	0.00	0.24	0.00	0.00	218,925.25	0.00
LOG5-Logic-Drainage	AR-0032	State Pool	11/10/08	Open	0.2912	1,005.71	1,005.71	0.00	0.24	0.00	0.00	3,249.48	0.00
LOG8-Logic-Road & Bridge	AR-0035	State Pool	11/10/08	Open	0.2911	1,006.13	1,006.13	0.00	0.24	0.00	0.00	6,493.65	0.00
LOG9-Logic-Employee Benefits	AR-0036	State Pool	02/12/09	Open	0.2912	1,005.85	1,005.85	0.00	0.24	0.00	0.00	4,334.67	0.00
MB09-MBIA Justice Center Bnds	AR-0037	State Pool	01/07/10	Open	0.2532	569,772.61	569,772.61	0.00	118.22	0.00	0.00	2,772.61	0.00
MB10-MBIA FBC 09 Mobility Fund	AR-0038	State Pool	01/07/10	Open	0.2532	348,696.94	348,696.94	0.00	72.35	0.00	0.00	1,696.94	0.00
MB11-MBIA EMPLOYEE BENEFITS	AR-0040	State Pool	01/07/10	Open	<u>0.2532</u>	<u>34,166.29</u>	<u>34,166.29</u>	<u>0.00</u>	<u>7.09</u>	<u>0.00</u>	<u>0.00</u>	<u>166.29</u>	<u>0.00</u>
State Pool Total					<u>0.2529</u>	<u>1,996,074.17</u>	<u>1,996,074.17</u>	<u>0.00</u>	<u>413.76</u>	<u>0.00</u>	<u>0.00</u>	<u>632,694.80</u>	<u>0.00</u>
Investment Total					<u>1.2480</u>	<u>179,908,888.12</u>	<u>179,908,888.12</u>	<u>0.00</u>	<u>197,658.51</u>	<u>0.00</u>	<u>0.00</u>	<u>18,785,370.25</u>	<u>0.00</u>

Premium/Discount Amortization
Ft. Bend County
Effective Interest - Actual Life
Receipts in Period
04/01/12 - 04/30/12

12

CUSIP	Invest Number	Security Description	Purchase Date	Amortiz Date	Yield Earned	Beginning Par Val/Shares	Beginning Unamor Val/Cost	Premium Discount	Ending Par Val/Shares	Ending Amor Val/Cost	Unamor Prem/Dscnt	Amortization In the Perd	Amortization Purch/Date
Money Market													
Prosperity-Money Market Accts.	AR-0009	Money Market	11/30/03	Open	<u>1.2584</u>	<u>191,698,568.87</u>	<u>191,698,568.87</u>	<u>0.00</u>	<u>177,912,813.95</u>	<u>177,912,813.95</u>	<u>0.00</u>	<u>0.00</u>	<u>0.00</u>
Money Market Total						<u>1.2584</u>	<u>191,698,568.87</u>	<u>0.00</u>	<u>177,912,813.95</u>	<u>177,912,813.95</u>	<u>0.00</u>	<u>0.00</u>	<u>0.00</u>
State Pool													
MB02-MBIA General	AR-0015	State Pool	11/01/08	Open	0.2531	281,311.05	281,311.05	0.00	281,369.41	281,369.41	0.00	0.00	0.00
MB03-MBIA Road & Bridge	AR-0016	State Pool	11/01/08	Open	0.2534	60,280.67	60,280.67	0.00	60,293.19	60,293.19	0.00	0.00	0.00
MB04-MBIA Drainage	AR-0017	State Pool	11/01/08	Open	0.2527	43,201.20	43,201.20	0.00	43,210.15	43,210.15	0.00	0.00	0.00
MB06-MBIA Toll Rd. Operations	AR-0019	State Pool	11/01/08	Open	0.2531	289,348.25	289,348.25	0.00	289,408.29	289,408.29	0.00	0.00	0.00
MB07-MBIA Fac. Construction	AR-0020	State Pool	11/01/08	Open	0.2531	312,455.85	312,455.85	0.00	312,520.68	312,520.68	0.00	0.00	0.00
MB08-MBIA Fld.Cont.(Big Crk)	AR-0021	State Pool	11/01/08	Open	0.2528	45,210.68	45,210.68	0.00	45,220.05	45,220.05	0.00	0.00	0.00
TT00-TX TERM General	AR-0022	State Pool	11/01/08	Open	0.0970	1,006.63	1,006.63	0.00	1,006.71	1,006.71	0.00	0.00	0.00
TT02-TX TERM Toll Rd. Operation	AR-0024	State Pool	11/01/08	Open	0.0971	1,005.50	1,005.50	0.00	1,005.58	1,005.58	0.00	0.00	0.00
TT03-TX TERM Fac. Construction	AR-0025	State Pool	11/01/08	Open	0.0972	1,004.21	1,004.21	0.00	1,004.29	1,004.29	0.00	0.00	0.00
TT04-TX TERM Road & Bridge	AR-0026	State Pool	11/01/08	Open	0.0972	1,003.67	1,003.67	0.00	1,003.75	1,003.75	0.00	0.00	0.00
TT05-TX TERM Drainage	AR-0027	State Pool	11/01/08	Open	0.1099	332.98	332.98	0.00	333.01	333.01	0.00	0.00	0.00
LOG1-Logic- General	AR-0028	State Pool	11/10/08	Open	0.2911	1,005.69	1,005.69	0.00	1,005.93	1,005.93	0.00	0.00	0.00
LOG2-Logic-Toll Rd.Operations	AR-0029	State Pool	11/10/08	Open	0.2894	1,011.72	1,011.72	0.00	1,011.96	1,011.96	0.00	0.00	0.00
LOG3-Logic-Flood Control	AR-0030	State Pool	11/10/08	Open	0.2908	1,006.97	1,006.97	0.00	1,007.21	1,007.21	0.00	0.00	0.00
LOG4-Logic-Facilities Const.Bnd	AR-0031	State Pool	11/10/08	Open	0.2870	1,020.19	1,020.19	0.00	1,020.43	1,020.43	0.00	0.00	0.00
LOG5-Logic-Drainage	AR-0032	State Pool	11/10/08	Open	0.2912	1,005.47	1,005.47	0.00	1,005.71	1,005.71	0.00	0.00	0.00
LOG8-Logic-Road & Bridge	AR-0035	State Pool	11/10/08	Open	0.2911	1,005.89	1,005.89	0.00	1,006.13	1,006.13	0.00	0.00	0.00
LOG9-Logic-Employee Benefits	AR-0036	State Pool	02/12/09	Open	0.2912	1,005.61	1,005.61	0.00	1,005.85	1,005.85	0.00	0.00	0.00
MB09-MBIA Justice Center Bnds	AR-0037	State Pool	01/07/10	Open	0.2532	569,654.39	569,654.39	0.00	569,772.61	569,772.61	0.00	0.00	0.00
MB10-MBIA FBC 09 Mobility Fund	AR-0038	State Pool	01/07/10	Open	0.2532	348,624.59	348,624.59	0.00	348,696.94	348,696.94	0.00	0.00	0.00
MB11-MBIA EMPLOYEE BENEFITS	AR-0040	State Pool	01/07/10	Open	<u>0.2532</u>	<u>34,159.20</u>	<u>34,159.20</u>	<u>0.00</u>	<u>34,166.29</u>	<u>34,166.29</u>	<u>0.00</u>	<u>0.00</u>	<u>0.00</u>
State Pool Total						<u>0.2529</u>	<u>1,995,660.41</u>	<u>0.00</u>	<u>1,996,074.17</u>	<u>1,996,074.17</u>	<u>0.00</u>	<u>0.00</u>	<u>0.00</u>
Investment Total						<u>1.2480</u>	<u>193,694,229.28</u>	<u>0.00</u>	<u>179,908,888.12</u>	<u>179,908,888.12</u>	<u>0.00</u>	<u>0.00</u>	<u>0.00</u>

Open Investments

Ft. Bend County

Effective Interest - Actual Life

Receipts in Period

04/30/12

13


CUSIP	Invest Number	Security Description	Invest Class	Purchase Date	Call Date	Purchase Institut	SafeKeep Institut	Issuing Institut	Yield Matur	Yield Call	Original Unit Cost	Original Par Val/Shares	Original Princ/Cost	Orig Prem Discount	Ending Unit Price	Ending Par Val/Shares	Ending Amor Val/Cost	Unamor Prem/Dscnt
Money Market																		
Prosperity-Money Market Accts.	AR-0009	Money Market		11/30/03	Open	100	100	100	1.5000	1.5000	1.000000	12,505,577.66	12,505,577.66	0.00	1.000000	177,912,813.95	177,912,813.95	0.00
Money Market Total									<u>1.5000</u>	<u>1.5000</u>	<u>1.000000</u>	<u>12,505,577.66</u>	<u>12,505,577.66</u>	<u>0.00</u>	<u>1.000000</u>	<u>177,912,813.95</u>	<u>177,912,813.95</u>	<u>0.00</u>
State Pool																		
MB02-MBIA General	AR-0015	State Pool		11/01/08	Open	2000	2000	2000	0.2500	0.2500	1.000000	17,374,917.83	17,374,917.83	0.00	1.000000	281,369.41	281,369.41	0.00
MB03-MBIA Road & Bridge	AR-0016	State Pool		11/01/08	Open	2000	2000	2000	0.2500	0.2500	1.000000	2,856,438.24	2,856,438.24	0.00	1.000000	60,293.19	60,293.19	0.00
MB04-MBIA Drainage	AR-0017	State Pool		11/01/08	Open	2000	2000	2000	0.2500	0.2500	1.000000	1,267,218.21	1,267,218.21	0.00	1.000000	43,210.15	43,210.15	0.00
MB06-MBIA Toll Rd. Operations	AR-0019	State Pool		11/01/08	Open	2000	2000	2000	0.2500	0.2500	1.000000	3,143,377.27	3,143,377.27	0.00	1.000000	289,408.29	289,408.29	0.00
MB07-MBIA Fac. Construction	AR-0020	State Pool		11/01/08	Open	2000	2000	2000	0.2500	0.2500	1.000000	57,854,378.51	57,854,378.51	0.00	1.000000	312,520.68	312,520.68	0.00
MB08-MBIA Fld.Cont.(Big Crk)	AR-0021	State Pool		11/01/08	Open	2000	2000	2000	0.2500	0.2500	1.000000	4,405,170.92	4,405,170.92	0.00	1.000000	45,220.05	45,220.05	0.00
TT00-TX TERM General	AR-0022	State Pool		11/01/08	Open	2005	2005	2005	0.1000	0.1000	1.000000	10,006,437.87	10,006,437.87	0.00	1.000000	1,006.71	1,006.71	0.00
TT02-TX TERM Toll Rd. Operation	AR-0024	State Pool		11/01/08	Open	2005	2005	2005	0.1000	0.1000	0.000000	0.00	0.00	0.00	1.000000	1,005.58	1,005.58	0.00
TT03-TX TERM Fac. Construction	AR-0025	State Pool		11/01/08	Open	2005	2005	2005	0.1000	0.1000	1.000000	25,480,636.20	25,480,636.20	0.00	1.000000	1,004.29	1,004.29	0.00
TT04-TX TERM Road & Bridge	AR-0026	State Pool		11/01/08	Open	2005	2005	2005	0.1000	0.1000	1.000000	10,463.28	10,463.28	0.00	1.000000	1,003.75	1,003.75	0.00
TT05-TX TERM Drainage	AR-0027	State Pool		11/01/08	Open	2005	2005	2005	0.1000	0.1000	1.000000	109,774.61	109,774.61	0.00	1.000000	333.01	333.01	0.00
LOG1-Logic- General	AR-0028	State Pool		11/10/08	Open	200	200	200	0.2864	0.2864	1.000000	10,000,000.00	10,000,000.00	0.00	1.000000	1,005.93	1,005.93	0.00
LOG2-Logic-Toll Rd.Operations	AR-0029	State Pool		11/10/08	Open	200	200	200	0.2864	0.2864	1.000000	2,000,000.00	2,000,000.00	0.00	1.000000	1,011.96	1,011.96	0.00
LOG3-Logic-Flood Control	AR-0030	State Pool		11/10/08	Open	200	200	200	0.2864	0.2864	1.000000	3,000,000.00	3,000,000.00	0.00	1.000000	1,007.21	1,007.21	0.00
LOG4-Logic-Facilities Const.Bnd	AR-0031	State Pool		11/10/08	Open	200	200	200	0.2864	0.2864	1.000000	25,000,000.00	25,000,000.00	0.00	1.000000	1,020.43	1,020.43	0.00
LOG5-Logic-Drainage	AR-0032	State Pool		11/10/08	Open	200	200	200	0.2864	0.2864	1.000000	500,000.00	500,000.00	0.00	1.000000	1,005.71	1,005.71	0.00
LOG8-Logic-Road & Bridge	AR-0035	State Pool		11/10/08	Open	200	200	200	0.2864	0.2864	1.000000	1,000,000.00	1,000,000.00	0.00	1.000000	1,006.13	1,006.13	0.00
LOG9-Logic-Employee Benefits	AR-0036	State Pool		02/12/09	Open	200	200	200	0.2864	0.2864	1.000000	2,000,000.00	2,000,000.00	0.00	1.000000	1,005.85	1,005.85	0.00
MB09-MBIA Justice Center Bnds	AR-0037	State Pool		01/07/10	Open	2000	2000	2000	0.2500	0.2500	1.000000	567,000.00	567,000.00	0.00	1.000000	569,772.61	569,772.61	0.00
MB10-MBIA FBC 09 Mobility Fund	AR-0038	State Pool		01/07/10	Open	2000	2000	2000	0.2500	0.2500	1.000000	347,000.00	347,000.00	0.00	1.000000	348,696.94	348,696.94	0.00
MB11-MBIA EMPLOYEE BENEFITS	AR-0040	State Pool		01/07/10	Open	2000	2000	2000	0.2500	0.2500	1.000000	34,000.00	34,000.00	0.00	1.000000	34,166.29	34,166.29	0.00
State Pool Total									<u>0.2498</u>	<u>0.2498</u>	<u>1.000000</u>	<u>166,956,812.94</u>	<u>166,956,812.94</u>	<u>0.00</u>	<u>1.000000</u>	<u>1,996,074.17</u>	<u>1,996,074.17</u>	<u>0.00</u>
Investment Total									<u>1.4861</u>	<u>1.4861</u>	<u>1.000000</u>	<u>179,462,390.60</u>	<u>179,462,390.60</u>	<u>0.00</u>	<u>1.000000</u>	<u>179,908,888.12</u>	<u>179,908,888.12</u>	<u>0.00</u>

Open Investments
Ft. Bend County
Effective Interest - Actual Life
Receipts in Period
04/30/12

14

By Security

Open Investments \$179,908,888



FBC INVESTMENT TRAILING 12 MONTHS

Open Investments		FARMERS MAC DN	FMC	FHLB	FHLMC	FNMA	FNMA DISCOUNT NOTE	State Pool	Prosperity Money Market	Prosperity - Invst. Acct.
\$ 255,388,397	4/30/2011	\$ -	\$ -	\$ -	\$ -	\$ -	\$ -	\$ 2,205,159	\$ 253,183,238	\$ -
\$ 239,117,776	5/31/2011	\$ -	\$ -	\$ -	\$ -	\$ -	\$ -	\$ 2,205,462	\$ 236,912,314	\$ -
\$ 222,939,178	6/30/2011	\$ -	\$ -	\$ -	\$ -	\$ -	\$ -	\$ 2,205,743	\$ 220,733,435	\$ -
\$ 204,594,981	7/31/2011	\$ -	\$ -	\$ -	\$ -	\$ -	\$ -	\$ 2,206,005	\$ 202,388,977	\$ -
\$ 170,973,298	8/31/2011	\$ -	\$ -	\$ -	\$ -	\$ -	\$ -	\$ 2,206,260	\$ 168,767,039	\$ -
\$ 149,996,961	9/30/2011	\$ -	\$ -	\$ -	\$ -	\$ -	\$ -	\$ 2,206,506	\$ 147,790,455	\$ -
\$ 124,057,865	10/31/2011	\$ -	\$ -	\$ -	\$ -	\$ -	\$ -	\$ 2,206,761	\$ 121,851,104	\$ -
\$ 101,219,691	11/30/2011	\$ -	\$ -	\$ -	\$ -	\$ -	\$ -	\$ 2,207,025	\$ 99,012,666	\$ -
\$ 112,891,589	12/31/2011	\$ -	\$ -	\$ -	\$ -	\$ -	\$ -	\$ 2,207,388	\$ 110,684,201	\$ -
\$ 175,130,224	1/31/2012	\$ -	\$ -	\$ -	\$ -	\$ -	\$ -	\$ 1,994,858	\$ 173,135,366	\$ -
\$ 201,940,264	2/29/2012	\$ -	\$ -	\$ -	\$ -	\$ -	\$ -	\$ 1,995,247	\$ 199,945,017	\$ -
\$ 193,694,229	3/31/2012	\$ -	\$ -	\$ -	\$ -	\$ -	\$ -	\$ 1,995,660	\$ 191,698,569	\$ -
\$ 179,908,888	4/30/2012	\$ -	\$ -	\$ -	\$ -	\$ -	\$ -	\$ 1,996,074	\$ 177,912,814	\$ -

Wendt, Sandra

From: Laura Turner (111) [laura.turner@prosperitybanktx.com]
Sent: Tuesday, April 03, 2012 8:16 AM
To: Gasser, Debbie; Sturdivant, Ed; Schultz, Patsy; Vrana, Robin; Wendt, Sandra
Subject: April Interest Rates

Good Morning,

In accordance to the Depository bid, the variable interest rate for the month of April will reflect the change in the 91 day t-bill rate. The 91 day t-bill investment rate is 0.086%. Rate paid will be 1.50%. The Texpool rate is 0.0793%. Rate paid on the designated investment accounts will be 1.00%.

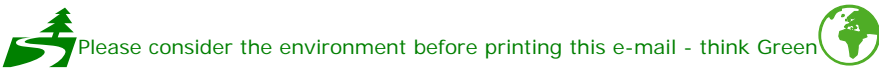
Thank you!

Laura Turner
Banking Officer
Lending Assistant
Prosperity Bank
Sugar Land Banking Center
14060 Southwest Freeway
Sugar Land, TX 77478
Direct: 281.269.7254
Main: 281.269.7200
Fax: 281.269.7108

Email: laura.turner@prosperitybanktx.com

NYSE: PB

Prosperity Bank[®], ranked #1 Best Bank by Forbes "America's Best And Worst Banks"



This transmission may contain information that is privileged, confidential and or exempt from disclosure under applicable law. If you are not the intended recipient, you are hereby notified that any disclosure, copying, distribution or use of the information contained herein (including any reliance thereon) is STRICTLY PROHIBITED. If you received this transmission in error, please immediately contact the sender and destroy the material in its entirety, whether in electronic or hard copy format. Thank you.

Texas CLASS Daily Rates

April 2012

For more information, call Texas CLASS at (800)707-6242
Fax: (855)848-9910



<i>Date</i>	<i>Daily Rates</i>	<i>Annual Yield</i>
04/01/12	0.25%	0.25%
04/02/12	0.28%	0.28%
04/03/12	0.27%	0.27%
04/04/12	0.28%	0.28%
04/05/12	0.26%	0.26%
04/06/12	0.25%	0.25%
04/07/12	0.25%	0.25%
04/08/12	0.25%	0.25%
04/09/12	0.25%	0.25%
04/10/12	0.26%	0.26%
04/11/12	0.25%	0.26%
04/12/12	0.25%	0.25%
04/13/12	0.27%	0.27%
04/14/12	0.27%	0.27%
04/15/12	0.27%	0.27%
04/16/12	0.25%	0.25%
04/17/12	0.24%	0.24%
04/18/12	0.24%	0.24%
04/19/12	0.22%	0.22%
04/20/12	0.23%	0.23%
04/21/12	0.23%	0.23%
04/22/12	0.23%	0.23%
04/23/12	0.23%	0.23%
04/24/12	0.24%	0.24%
04/25/12	0.25%	0.25%
04/26/12	0.25%	0.25%
04/27/12	0.26%	0.26%
04/28/12	0.26%	0.26%
04/29/12	0.26%	0.26%
04/30/12	0.26%	0.26%
<i>Average</i>	0.25%	0.25%

Rates can vary over time. Past performance is no guarantee of future results.

Current Rates:

As of **April 30, 2012**

Current Yield⁽¹⁾	<u>.10%</u>
One-Day Yield⁽¹⁾	<u>.10%</u>
Allocation Factor⁽¹⁾	<u>0.000002599</u>

Historical Rates:

Monthly Distribution Yields⁽²⁾

	<u>2003</u>	<u>2004</u>	<u>2005</u>	<u>2006</u>	<u>2007</u>	<u>2008</u>	<u>2009</u>	<u>2010</u>	<u>2011</u>	<u>2012</u>
January	1.43%	1.03%	2.21%	4.25%	5.25%	4.27%	1.14%	0.17%	0.14%	0.08%
February	1.34%	1.03%	2.40%	4.48%	5.28%	3.57%	0.83%	0.17%	0.17%	0.10%
March	1.36%	1.03%	2.53%	4.55%	5.29%	2.98%	0.74%	0.18%	0.14%	0.10%
April	1.33%	1.02%	2.71%	4.72%	5.26%	2.51%	0.63%	0.19%	0.10%	0.10%
May	1.24%	1.01%	2.90%	4.87%	5.23%	2.36%	0.55%	0.19%	0.09%	
June	1.15%	1.07%	2.97%	4.98%	5.26%	2.26%	0.50%	0.21%	0.09%	
July	1.06%	1.25%	3.17%	5.16%	5.25%	2.29%	0.42%	0.23%	0.06%	
August	1.05%	1.39%	3.36%	5.20%	5.25%	2.39%	0.41%	0.24%	0.08%	
September	1.03%	1.55%	3.52%	5.24%	5.15%	2.38%	0.37%	0.21%	0.07%	
October	1.05%	1.68%	3.72%	5.25%	4.99%	2.65%	0.27%	0.19%	0.07%	
November	1.03%	1.82%	3.92%	5.25%	4.80%	2.13%	0.26%	0.17%	0.08%	
December	1.05%	2.05%	4.13%	5.25%	4.53%	1.79%	0.23%	0.15%	0.11%	

**Call Toll-Free
1-866-TEX-TERM**

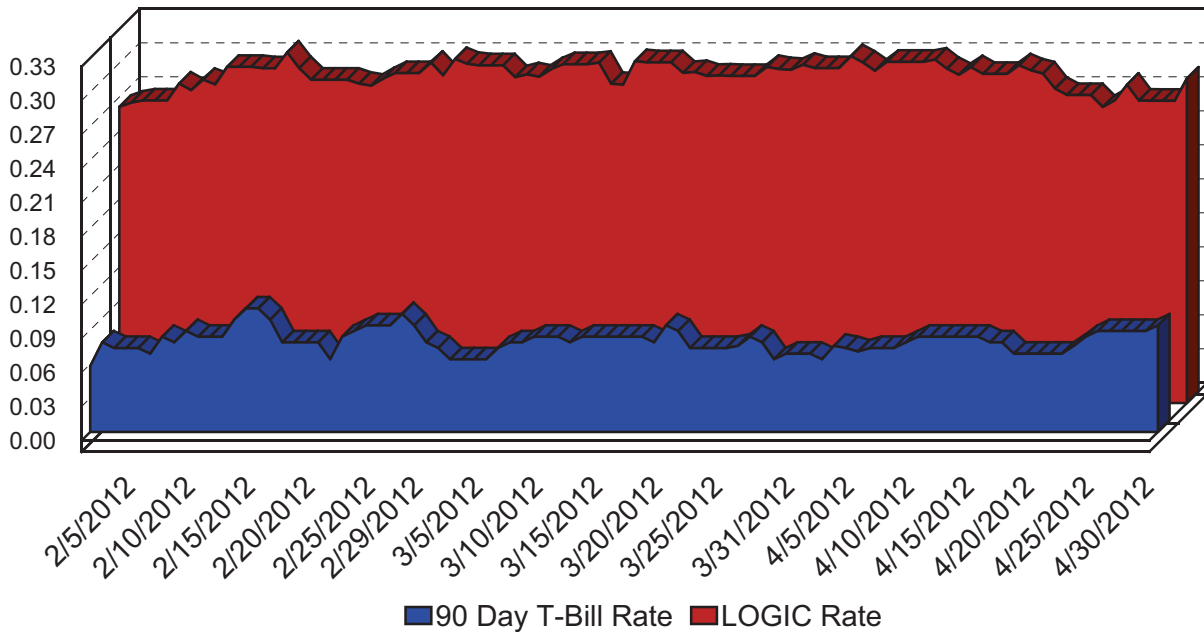
Past performance is not indicative of future results and yields may vary.

(1) The current yield, which is also known as the current annualized yield or current seven-day yield, represents the net change, exclusive of capital changes and income other than investment income, in the value of a hypothetical account with a balance of one share (normally \$1.00 per share) over a seven-day base period expressed as a percentage of the value of one share at the beginning of the seven-day period. This resulting net change in account value is then annualized by multiplying it by 365 and dividing the result by 7. The yields shown may reflect fee waivers by service providers that subsidize and reduce the total operating expenses of the TexasDAILY portfolio. Portfolio yields would be lower if there were no such waivers. The allocation factor represents the daily net income dividend declared by the TexasDAILY portfolio divided by the portfolio's daily net assets. The one-day yield represents the allocation factor of the TexasDAILY portfolio divided by the daily net asset value per share (normally \$1.00) multiplied by 365. Unlike the current yield—which excludes capital changes and income other than investment income—the allocation factor and one-day yield are inclusive of capital changes and any income other than investment income.

(2) The monthly distribution yield represents the sum of a month's one-day allocation factors divided by the number of days in that month, and multiplied by 365. The yields shown may reflect fee waivers by service providers that subsidize and reduce the total operating expenses of the TexasDAILY portfolio. Portfolio yields would be lower if there were no such waivers.

*This information does not represent an offer to sell or a solicitation of an offer to buy or sell any fund or other security. Investors should consider the Pool's investment objectives, risks, charges and expenses before investing. This and other information about the Pool is available in the Pool's Information Statements, which should be read carefully before investing. Copies of the Pool's Information Statements may be obtained by calling 1-866-839-8376 or are available on the Pool's website at www.texasterm.net. While TexasDAILY seeks to maintain a stable net asset value of \$1.00 per share and TexasTERM seeks to achieve a net asset value of \$1.00 per share at its stated maturity, it is possible to lose money investing in the Pool. An investment in the Pool is not insured or guaranteed by the Federal Deposit Insurance Corporation or any other government agency. Shares of the Pool are distributed by **PFM Fund Distributors, Inc.**, member Financial Industry Regulatory Authority (FINRA) (www.finra.org) and Securities Investor Protection Corporation (SIPC) (www.sipc.org). PFM Fund Distributors, Inc. is a wholly owned subsidiary of PFM Asset Management LLC.*

LOGIC versus 90-Day Treasury Bill



This material is for information purposes only. This information does not represent an offer to buy or sell a security. The above rate information is obtained from sources that are believed to be reliable; however, its accuracy or completeness April be subject to change. The LOGIC management fee may be waived in full or in part at the discretion of the LOGIC co-administrators and the LOGIC rate for the period shown reflects waiver of fees. This table represents investment performance/return to the customer, net of fees, and is not an indication of future performance. An investment in the security is not insured or guaranteed by the Federal Deposit Insurance Corporation or any other government agency. Although the issuer seeks to preserve the value of an investment at \$1.00 per share, it is possible to lose money by investing in the security. Information about these and other program details are in the fund's Information Statement which should be read carefully before investing. The yield on the 90-Day Treasury Bill ("T-Bill Yield") is shown for comparative purposes only. When comparing the investment returns of the LOGIC pool to the T-Bill Yield, you should know that the LOGIC pool consist of allocations of specific diversified securities as detailed in the respective Information Statements. The T-Bill Yield is taken from Bloomberg Finance L.P. and represents the daily closing yield on the then current 90-day T-Bill.

Daily Summary for April 2012

Date	Mny Mkt Fund Equiv. [SEC Std.]	Daily Allocation Factor	LOGIC Invested Balance	Market Value Per Share	WAM Days (1)*	WAM Days (2)*
4/1/2012	0.2955%	0.000008097	\$3,263,401,089.13	1.000121	45	49
4/2/2012	0.3061%	0.000008385	\$3,268,591,242.96	1.000136	44	48
4/3/2012	0.3005%	0.000008232	\$3,263,480,458.90	1.000139	43	47
4/4/2012	0.2932%	0.000008033	\$3,273,664,073.77	1.000130	46	49
4/5/2012	0.3011%	0.000008249	\$3,267,366,277.54	1.000120	45	49
4/6/2012	0.3011%	0.000008249	\$3,267,366,277.54	1.000120	45	49
4/7/2012	0.3011%	0.000008249	\$3,267,366,277.54	1.000120	45	49
4/8/2012	0.3011%	0.000008249	\$3,267,366,277.54	1.000120	45	49
4/9/2012	0.3031%	0.000008304	\$3,254,603,927.24	1.000146	45	49
4/10/2012	0.2950%	0.000008083	\$3,247,132,633.63	1.000142	45	49
4/11/2012	0.2896%	0.000007935	\$3,242,240,235.21	1.000144	44	48
4/12/2012	0.2964%	0.000008120	\$3,216,091,711.56	1.000145	44	48
4/13/2012	0.2905%	0.000007959	\$3,179,439,438.23	1.000130	43	46
4/14/2012	0.2905%	0.000007959	\$3,179,439,438.23	1.000130	43	46
4/15/2012	0.2905%	0.000007959	\$3,179,439,438.23	1.000130	43	46
4/16/2012	0.2980%	0.000008164	\$3,170,877,963.55	1.000141	42	46
4/17/2012	0.2936%	0.000008044	\$3,182,140,197.28	1.000131	45	45
4/18/2012	0.2908%	0.000007966	\$3,156,688,522.40	1.000135	45	49
4/19/2012	0.2775%	0.000007602	\$3,157,270,087.31	1.000134	45	49
4/20/2012	0.2718%	0.000007447	\$3,152,285,725.73	1.000117	43	47
4/21/2012	0.2718%	0.000007447	\$3,152,285,725.73	1.000117	43	47
4/22/2012	0.2718%	0.000007447	\$3,152,285,725.73	1.000117	43	47
4/23/2012	0.2612%	0.000007156	\$3,136,180,336.17	1.000126	43	48
4/24/2012	0.2670%	0.000007316	\$3,102,462,020.30	1.000130	44	49
4/25/2012	0.2809%	0.000007695	\$3,162,810,624.71	1.000125	42	47
4/26/2012	0.2669%	0.000007312	\$3,198,355,949.92	1.000113	43	48
4/27/2012	0.2667%	0.000007306	\$3,191,424,961.79	1.000094	41	47
4/28/2012	0.2667%	0.000007306	\$3,191,424,961.79	1.000094	41	47
4/29/2012	0.2667%	0.000007306	\$3,191,424,961.79	1.000094	41	47
4/30/2012	0.2864%	0.000007847	\$3,146,524,243.82	1.000116	42	49
Average	0.2864%	0.000007847	\$3,202,714,360.18		44	48

Prosperity Bank
Money Market Accounts

April 30, 2012

FUND	DESCRIPTION	BEGINNING BALANCE	DEPOSITS	WITH- DRAWALS	INTEREST	ENDING BALANCE
100	General Operating	75,925,151.74	11,577,445.77	22,133,918.00	84,702.51	65,453,382.02
150	Juvenile Operations	6,863,249.42	139,711.12	1,091,152.21	7,708.27	5,919,516.60
155	Road & Bridge	10,855,913.43	801,886.17	1,521,024.77	12,625.69	10,149,400.52
160	Drainage District	8,360,299.95	184,285.32	653,309.19	9,919.61	7,901,195.69
165	Lateral Road	478,548.60	-	-	392.25	478,940.85
170	Statue Restoration	4,234.09	-	-	3.47	4,237.56
175	City Water Assistance	23,031.21	299.00	-	18.91	23,349.12
185	Entex Contributions	731.58	-	-	0.60	732.18
190	H L & P Assistance	1.85	-	-	-	1.85
195	County Law Library	967,839.44	29,692.59	7,593.22	800.77	990,739.58
200	Law Enforcement Academy	795,769.21	7,440.00	4,681.97	653.67	799,180.91
210	Ambulance Paramedics	8,724.34	-	7.38	7.15	8,724.11
360	Law Enforcement Training	39,558.64	488.75	1,838.42	31.78	38,240.75
215	Library Donations	132,240.06	21,358.36	1,917.73	119.55	151,800.24
225	FBC Asset Forfeiture-Task-State	1,025,658.49	-	4,820.06	839.11	1,021,677.54
235	Probate Court Training	65,660.14	405.00	-	53.95	66,119.09
245	Alert Program-Juvenile	41,831.77	495.00	-	34.52	42,361.29
255	D A Asset Forfeiture-Fed.	12,524.71	-	1,198.75	9.54	11,335.50
260	D A Bad Check Coll Fund	118,045.94	2,660.05	2,131.96	97.57	118,671.60
265	Gus George Memorial	3,042.22	-	-	2.49	3,044.71
275	D A Special Fund Run	16,889.11	-	-	13.84	16,902.95
280	Co.Atty.Supplemental Salary	143,475.12	-	5,887.04	114.98	137,703.06
285	FBC Records Management	1,948,155.89	75,497.02	22,912.00	1,610.11	2,002,351.02
290	VIT Interest (Tax Coll)	419.94	10,300.00	-	8.22	10,728.16
295	Courthouse Security	469,507.22	84,558.64	-	401.44	554,467.30
300	FBC Elections	865,377.21	-	2,678.24	708.78	863,407.75
305	FBC Asset Forfeiture-Task-Fed.	42,870.80	481.21	8,728.05	31.98	34,655.94
310	Sheriff Ofc/Forfeiture-Assets-St.	585,451.59	-	38,111.80	469.98	547,809.77
315	Sheriff Ofc/Forfeiture-Assets-Fed.	696,444.37	9,974.75	50,012.06	554.67	656,961.73
320	Constable Pct. 2 F/A	2,762.32	-	-	2.26	2,764.58
335	DA Asset Forfeiture-State	572,683.93	1,045.75	27,677.77	458.77	546,510.68

Prosperity Bank
Money Market Accounts

355	FBC Co.Child Abuse Prev.	7,025.00	253.49	5.89	5.84	7,278.44
732	2007 Facilities Constr.Bonds	5,415,427.24	588.00	181,541.90	4,379.93	5,238,853.27
810	Toll Road Operations	33,749,760.76	3,005,986.63	1,051,034.63	28,172.51	35,732,885.27
896	On Site Wastewater	1,405.04	350.00	801.04	0.87	954.87
898	Consolidated Court Cost	535,667.00	394,707.14	850,654.58	582.89	80,302.45
390	Child Protective Service IV-E	146,483.80	1,076.53	17,968.93	118.32	129,709.72
400	CDGB 2001	39,193.47	503,436.82	536,429.06	111.06	6,312.29
402	Hope 3 Program Sales	787.42	-	-	0.65	788.07
410	Child Support IVD Reimb.	186,942.36	1,226.98	-	154.10	188,323.44
415	Local Law Enf.Block Grant	134,575.53	40,000.00	23,624.47	117.27	151,068.33
440	Supervision	2,035,665.93	254,687.47	517,956.03	2,319.92	1,774,717.29
855	Work.Comp &Unempl. Ins.	1,485,004.40	7,353.60	119,116.73	1,156.17	1,374,397.44
205	Surface Water Supply Corp.	7,652.46	-	-	6.27	7,658.73
TREA	Treasurer's Account	228,513.56	3,374,142.24	3,321,571.24	193.17	281,277.73
INVE	FBC Investment Account	-	-	-	-	-
850M	Boon-Chapman Medical	10,858,304.97	8.90	1,981,797.94	12,134.83	8,888,650.76
850D	Boon-Chapman Dental	2,495,089.88	-	102,287.55	2,994.18	2,395,796.51
850	Employee Benefits	3,831,536.13	551,080.77	455,099.65	3,231.79	3,930,749.04
882	Boon-Chapman 125	85,759.09	44,952.85	48,926.83	97.79	81,882.90
884	Fee Officer's Account	2,037,060.95	1,826,119.39	1,909,405.04	2,594.97	1,956,370.27
912	JP Credit Card Processing	88,676.27	120,707.34	168,227.81	57.57	41,213.37
908	EMS Credit Card Processing	3,276.85	8,539.90	3,859.25	5.82	7,963.32
600/605	Debt Service Account	11,320,580.49	148,719.64	2,115.56	9,336.73	11,476,521.30
726	Oyster Creek	39,980.08	-	-	32.77	40,012.85
728	Flood Control Water Supply	3,706,659.93	-	148,525.43	4,447.94	3,562,582.44
GAS	FBC Fuel Account (Susser)	15.88	156,667.69	156,683.57	36.51	36.51
734	2009 Justice Center Const.Bnds	1,171,599.31	565.32	7,751.54	1,437.30	1,165,850.39
332	Fire Marshal St. Ass't. Forfeiture	642.49	-	-	0.79	643.28
736	Mobiliby Proj.Const.Bnds 2009	393,373.62	622,665.41	820,386.64	374.15	196,026.54
JPEF	JP #4 E-Filing	4.02	172.00	8.02	0.05	168.05
DACC	D A Credit Card Processing	8,962.01	4,235.57	11,297.92	6.16	1,905.82
PTCC	Public Transportation Credit Cards	2,046.78	799.62	2,734.74	1.35	113.01
CSCDCC	CSCD Credit Card	20,297.41	24,514.55	22,214.91	18.22	22,615.27

Prosperity Bank
Money Market Accounts

815	Grand Pkwy Toll Road Ops	52,783.49	-	-	43.27	52,826.76
145	Emergency Svc Dist 100	541,362.17	-	-	665.61	542,027.78
SOCC	Sheriffs Inmate Credit Card	358.75	17,045.50	-	11.54	17,415.79
130	Assistance Dist Number 1	-	-	-	-	-
738	Mobility Projects Bond 2012	-	-	-	-	-
	Total	191,698,568.87	24,058,627.85	38,041,627.52	197,244.75	177,912,813.95