

Investment Report

Ft. Bend County

01/01/17 - 01/31/17


This report summarizes the investment position of Ft. Bend County for the period 01/01/17 to 01/31/17.

	12/31/16	01/31/17
Book Value	325,572,163.06	457,937,770.19
Market Value	325,286,066.70	457,684,195.24
Par Value	325,566,776.70	457,932,735.24
Change in Market Value		32,170.00
Weighted Average Maturity (in Days)	69	47
Weighted Average Yield-to-Maturity of Portfolio	0.8308%	0.8941%
Yield-to-Maturity of	0.0000%	0.0000%
Accrued Interest		27,155.00

This report is presented in accordance with the Texas Government Code Title 10 Section 2256.023. The below signed hereby certify that, to the best of their knowledge on the date this report was created, Ft. Bend County is in compliance with the provisions of Government Code 2256 and with the stated policies and strategies of Ft. Bend County.



 Director of Finance & Investments 4-26-17
 Date



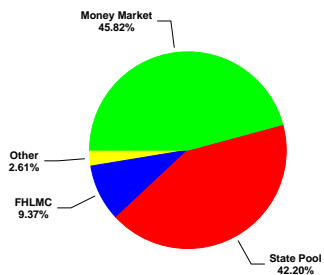
 County Treasurer 4/26/2017
 Date

Investment Report

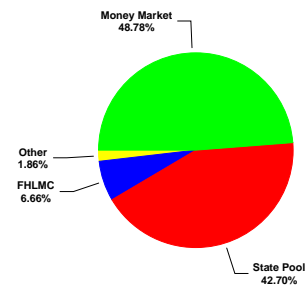
Ft. Bend County

01/01/17 - 01/31/17

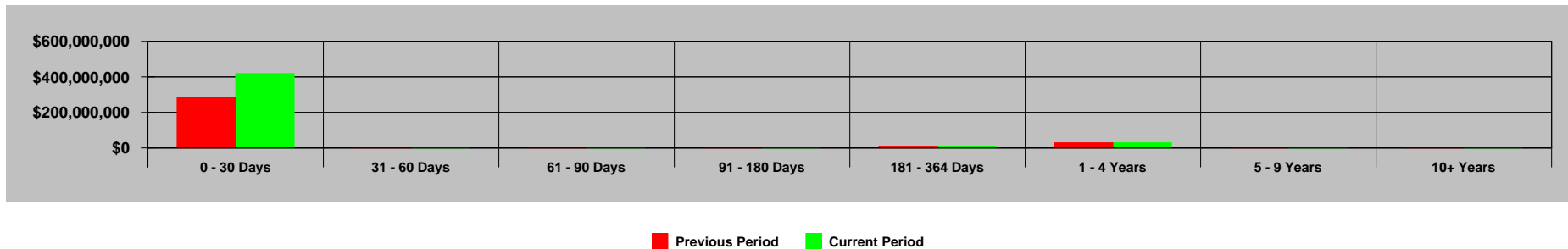
Portfolio Composition - 12/31/16



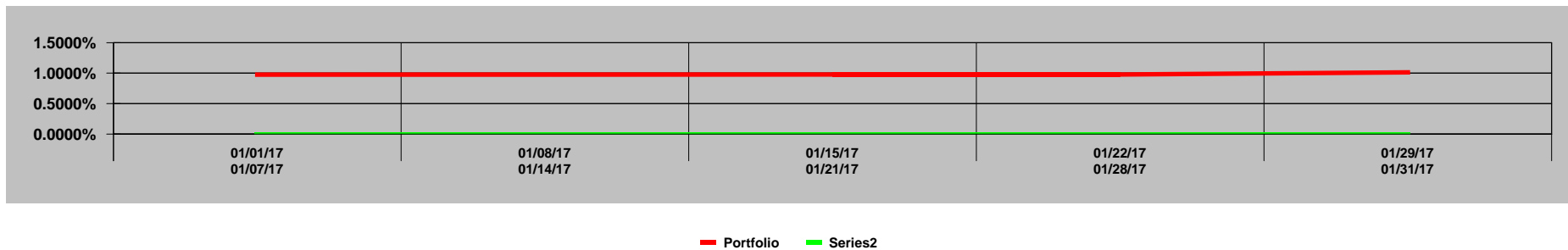
Portfolio Composition - 01/31/17



Maturity Aging - 12/31/16 vs 01/31/17



Portfolio Performance - 01/01/17 to 01/31/17



GASB 31 Compliance
Ft. Bend County
Effective Interest - Actual Life
Receipts in Period
01/01/17 - 01/31/17

CUSIP	Invest Number	Security Description	Purchase Date	Sale Date	Valuation Method	Yield Earned	Price Source 01/01/17	Beginning Unit Price	Par Value On 01/01/17	Reported Value 01/01/17	Purchase Cost	Sales Proceeds	Ending Unit Price	Par Value On 01/31/17	Price Source 01/31/17	Reported Value 01/31/17	Change in Fair Value	Interest	Net Investment Income
31337BARA3	16-0001	FHLMC 0.75 04/09/18	06/29/16	Open	Fair Value	1.7442	FTI	0.996310	6,000,000.00	5,977,860.00	0.00	0.00	0.997140	6,000,000.00	FTI	5,982,840.00	4,980.00	3,750.00	8,730.00
3134G9H42	16-0002	FHLMC 0.70 12/29/17	06/30/16	Open	Fair Value	2.2720	FTI	0.995560	10,000,000.00	9,955,600.00	0.00	0.00	0.996870	10,000,000.00	FTI	9,968,700.00	13,100.00	5,833.33	18,933.33
3134G9G76	16-0003	FHLMC 0.80 06/29/18	06/30/16	Open	Fair Value	1.5440	FTI	0.992950	14,500,000.00	14,397,775.00	0.00	0.00	0.993570	14,500,000.00	FTI	14,406,765.00	8,990.00	9,666.67	18,656.67
3133EGJX4	16-0004	FFCB 1.08 07/05/19	07/05/16	Open	Fair Value	1.7768	FTI	0.986830	8,500,000.00	8,388,055.00	0.00	0.00	0.987430	8,500,000.00	FTI	8,393,155.00	5,100.00	7,905.00	13,005.00
Prosperity-Money Market Accts.	AR-0009	Money Market	11/30/03	Open	Fair Value	1.0424	Manual	1.000000	149,164,786.75	149,164,786.75	0.00	-74,219,946.93	1.000000	223,384,733.68	Manual	223,384,733.68	0.00	134,173.17	134,173.17
MB02-MBIA General	AR-0015	State Pool	11/01/08	Open	Fair Value	0.9735	Manual	1.000000	284,800.50	284,800.50	0.00	-50,029,574.03	1.000000	50,314,374.53	Manual	50,314,374.53	0.00	29,574.03	29,574.03
MB03-MBIA Road & Bridge	AR-0016	State Pool	11/01/08	Open	Fair Value	0.9636	Manual	1.000000	6,982,469.87	6,982,469.87	0.00	-4,008,037.74	1.000000	10,990,507.61	Manual	10,990,507.61	0.00	8,037.74	8,037.74
MB04-MBIA Drainage	AR-0017	State Pool	11/01/08	Open	Fair Value	0.9635	Manual	1.000000	7,163,680.68	7,163,680.68	0.00	-4,008,185.39	1.000000	11,171,866.07	Manual	11,171,866.07	0.00	8,185.39	8,185.39
MB06-MBIA Toll Rd. Operations	AR-0019	State Pool	11/01/08	Open	Fair Value	0.9595	Manual	1.000000	8,315,410.13	8,315,410.13	0.00	-6,776.66	1.000000	8,322,186.79	Manual	8,322,186.79	0.00	6,776.66	6,776.66
TT00-TX TERM General	AR-0022	State Pool	11/01/08	Open	Fair Value	0.5804	Manual	1.000000	1,014.30	1,014.30	0.00	-0.50	1.000000	1,014.80	Manual	1,014.80	0.00	0.50	0.50
TT02-TX TERM Toll Rd. Operation	AR-0024	State Pool	11/01/08	Open	Fair Value	0.5811	Manual	1.000000	1,013.14	1,013.14	0.00	-0.50	1.000000	1,013.64	Manual	1,013.64	0.00	0.50	0.50
TT04-TX TERM Road & Bridge	AR-0026	State Pool	11/01/08	Open	Fair Value	0.5821	Manual	1.000000	1,011.30	1,011.30	0.00	-0.50	1.000000	1,011.80	Manual	1,011.80	0.00	0.50	0.50
TT05-TX TERM Drainage	AR-0027	State Pool	11/01/08	Open	Fair Value	0.5615	Manual	1.000000	335.51	335.51	0.00	-0.16	1.000000	335.67	Manual	335.67	0.00	0.16	0.16
LOG1-Logic- General	AR-0028	State Pool	11/10/08	Open	Fair Value	1.0200	Manual	1.000000	1,015.81	1,015.81	0.00	-0.88	1.000000	1,016.69	Manual	1,016.69	0.00	0.88	0.88
LOG2-Logic-Toll Rd.Operations	AR-0029	State Pool	11/10/08	Open	Fair Value	1.0138	Manual	1.000000	1,021.98	1,021.98	0.00	-0.88	1.000000	1,022.86	Manual	1,022.86	0.00	0.88	0.88
LOG5-Logic-Drainage	AR-0032	State Pool	11/10/08	Open	Fair Value	1.0202	Manual	1.000000	1,015.59	1,015.59	0.00	-0.88	1.000000	1,016.47	Manual	1,016.47	0.00	0.88	0.88
LOG8-Logic-Road & Bridge	AR-0035	State Pool	11/10/08	Open	Fair Value	1.0198	Manual	1.000000	1,016.01	1,016.01	0.00	-0.88	1.000000	1,016.89	Manual	1,016.89	0.00	0.88	0.88
MB12-MBIA ESD 100 AGREEMENT	AR-0041	State Pool	08/31/16	Open	Fair Value	0.9595	Manual	1.000000	3,910,878.09	3,910,878.09	0.00	-3,187.18	1.000000	3,914,065.27	Manual	3,914,065.27	0.00	3,187.18	3,187.18
MB13-MBIA ASSISTANCE DIST #1	AR-0042	State Pool	08/31/16	Open	Fair Value	0.9595	Manual	1.000000	10,027,892.61	10,027,892.61	0.00	-8,172.24	1.000000	10,036,064.85	Manual	10,036,064.85	0.00	8,172.24	8,172.24
MB14-MBIA GR PARKWAY OPERATIONS	AR-0043	State Pool	08/31/16	Open	Fair Value	0.9595	Manual	1.000000	8,523,708.73	8,523,708.73	0.00	-6,946.38	1.000000	8,530,655.11	Manual	8,530,655.11	0.00	6,946.38	6,946.38
MB15-FACILITIES BONDS 2016	AR-0044	State Pool	08/31/16	Open	Fair Value	0.9595	Manual	1.000000	30,083,677.84	30,083,677.84	0.00	-24,516.73	1.000000	30,108,194.57	Manual	30,108,194.57	0.00	24,516.73	24,516.73
MB16-MOBILITY BONDS 2016	AR-0045	State Pool	08/31/16	Open	Fair Value	0.9595	Manual	1.000000	27,082,348.13	27,082,348.13	0.00	-22,070.79	1.000000	27,104,418.92	Manual	27,104,418.92	0.00	22,070.79	22,070.79
MB17 - SR LIEN BOND 2016	AR-0046	State Pool	12/09/16	Open	Fair Value	0.9595	Manual	1.000000	35,019,679.73	35,019,679.73	0.00	-28,539.29	1.000000	35,048,219.02	Manual	35,048,219.02	0.00	28,539.29	28,539.29
Investment Total						1.0843		0.999138	325,566,776.70	325,286,066.70	0.00	-132,365,958.54	0.999457	457,932,735.24		457,684,195.24	32,170.00	307,339.78	339,509.78

Portfolio Position
Ft. Bend County
Effective Interest - Actual Life
Receipts in Period
01/01/17 - 01/31/17

4

CUSIP	Invest Number	Security Description	Purchase Date	Call Date	Par Value On 01/01/17	Par Value On 01/31/17	Market Val On 01/01/17	Market Val On 01/31/17	Purchase Cost	Sales Proceeds	Original Princ/Cost	Amor Value On 01/01/17	Amor Value On 01/31/17
130 - Assistance Dist #1													
State Pool													
MB13-MBIA ASSISTANCE DIST #1	AR-0042	State Pool	08/31/16	Open	<u>10,027,892.61</u>	<u>10,036,064.85</u>	<u>10,027,892.61</u>	<u>10,036,064.85</u>	<u>0.00</u>	<u>0.00</u>	<u>10,000,000.00</u>	<u>10,027,892.61</u>	<u>10,036,064.85</u>
State Pool Total					<u>10,027,892.61</u>	<u>10,036,064.85</u>	<u>10,027,892.61</u>	<u>10,036,064.85</u>	<u>0.00</u>	<u>0.00</u>	<u>10,000,000.00</u>	<u>10,027,892.61</u>	<u>10,036,064.85</u>
130 - Assistance Dist #1 Total					<u>10,027,892.61</u>	<u>10,036,064.85</u>	<u>10,027,892.61</u>	<u>10,036,064.85</u>	<u>0.00</u>	<u>0.00</u>	<u>10,000,000.00</u>	<u>10,027,892.61</u>	<u>10,036,064.85</u>
145 - ESD 100 Agreement													
State Pool													
MB12-MBIA ESD 100 AGREEMENT	AR-0041	State Pool	08/31/16	Open	<u>3,910,878.09</u>	<u>3,914,065.27</u>	<u>3,910,878.09</u>	<u>3,914,065.27</u>	<u>0.00</u>	<u>0.00</u>	<u>3,900,000.00</u>	<u>3,910,878.09</u>	<u>3,914,065.27</u>
State Pool Total					<u>3,910,878.09</u>	<u>3,914,065.27</u>	<u>3,910,878.09</u>	<u>3,914,065.27</u>	<u>0.00</u>	<u>0.00</u>	<u>3,900,000.00</u>	<u>3,910,878.09</u>	<u>3,914,065.27</u>
145 - ESD 100 Agreement Total					<u>3,910,878.09</u>	<u>3,914,065.27</u>	<u>3,910,878.09</u>	<u>3,914,065.27</u>	<u>0.00</u>	<u>0.00</u>	<u>3,900,000.00</u>	<u>3,910,878.09</u>	<u>3,914,065.27</u>
810 - FBC Toll Road Operations													
State Pool													
TT02-TX TERM Toll Rd. Operation	AR-0024	State Pool	11/01/08	Open	<u>0.00</u>	<u>0.00</u>	<u>0.00</u>	<u>0.00</u>	<u>0.00</u>	<u>0.00</u>	<u>0.00</u>	<u>0.00</u>	<u>0.00</u>
State Pool Total					<u>0.00</u>	<u>0.00</u>	<u>0.00</u>	<u>0.00</u>	<u>0.00</u>	<u>0.00</u>	<u>0.00</u>	<u>0.00</u>	<u>0.00</u>
810 - FBC Toll Road Operations Total					<u>0.00</u>	<u>0.00</u>	<u>0.00</u>	<u>0.00</u>	<u>0.00</u>	<u>0.00</u>	<u>0.00</u>	<u>0.00</u>	<u>0.00</u>
742 - Facilities Bond Projects 2016													
State Pool													
MB15-FACILITIES BONDS 2016	AR-0044	State Pool	08/31/16	Open	<u>30,083,677.84</u>	<u>30,108,194.57</u>	<u>30,083,677.84</u>	<u>30,108,194.57</u>	<u>0.00</u>	<u>0.00</u>	<u>30,000,000.00</u>	<u>30,083,677.84</u>	<u>30,108,194.57</u>
State Pool Total					<u>30,083,677.84</u>	<u>30,108,194.57</u>	<u>30,083,677.84</u>	<u>30,108,194.57</u>	<u>0.00</u>	<u>0.00</u>	<u>30,000,000.00</u>	<u>30,083,677.84</u>	<u>30,108,194.57</u>
742 - Facilities Bond Projects 2016 Total					<u>30,083,677.84</u>	<u>30,108,194.57</u>	<u>30,083,677.84</u>	<u>30,108,194.57</u>	<u>0.00</u>	<u>0.00</u>	<u>30,000,000.00</u>	<u>30,083,677.84</u>	<u>30,108,194.57</u>
815 - Grand Parkway Operations													
State Pool													
MB14-MBIA GR PARKWAY OPERATIONS	AR-0043	State Pool	08/31/16	Open	<u>8,523,708.73</u>	<u>8,530,655.11</u>	<u>8,523,708.73</u>	<u>8,530,655.11</u>	<u>0.00</u>	<u>0.00</u>	<u>8,500,000.00</u>	<u>8,523,708.73</u>	<u>8,530,655.11</u>
State Pool Total					<u>8,523,708.73</u>	<u>8,530,655.11</u>	<u>8,523,708.73</u>	<u>8,530,655.11</u>	<u>0.00</u>	<u>0.00</u>	<u>8,500,000.00</u>	<u>8,523,708.73</u>	<u>8,530,655.11</u>
815 - Grand Parkway Operations Total					<u>8,523,708.73</u>	<u>8,530,655.11</u>	<u>8,523,708.73</u>	<u>8,530,655.11</u>	<u>0.00</u>	<u>0.00</u>	<u>8,500,000.00</u>	<u>8,523,708.73</u>	<u>8,530,655.11</u>
LOG5 - LOGIC DRAINAGE													
State Pool													
LOG5-Logic-Drainage	AR-0032	State Pool	11/10/08	Open	<u>1,015.59</u>	<u>1,016.47</u>	<u>1,015.59</u>	<u>1,016.47</u>	<u>0.00</u>	<u>0.00</u>	<u>500,000.00</u>	<u>1,015.59</u>	<u>1,016.47</u>
State Pool Total					<u>1,015.59</u>	<u>1,016.47</u>	<u>1,015.59</u>	<u>1,016.47</u>	<u>0.00</u>	<u>0.00</u>	<u>500,000.00</u>	<u>1,015.59</u>	<u>1,016.47</u>
LOG5 - LOGIC DRAINAGE Total					<u>1,015.59</u>	<u>1,016.47</u>	<u>1,015.59</u>	<u>1,016.47</u>	<u>0.00</u>	<u>0.00</u>	<u>500,000.00</u>	<u>1,015.59</u>	<u>1,016.47</u>
LOG1 - LOGIC GENERAL													
State Pool													
LOG1-Logic- General	AR-0028	State Pool	11/10/08	Open	<u>1,015.81</u>	<u>1,016.69</u>	<u>1,015.81</u>	<u>1,016.69</u>	<u>0.00</u>	<u>0.00</u>	<u>10,000,000.00</u>	<u>1,015.81</u>	<u>1,016.69</u>
State Pool Total					<u>1,015.81</u>	<u>1,016.69</u>	<u>1,015.81</u>	<u>1,016.69</u>	<u>0.00</u>	<u>0.00</u>	<u>10,000,000.00</u>	<u>1,015.81</u>	<u>1,016.69</u>
LOG1 - LOGIC GENERAL Total					<u>1,015.81</u>	<u>1,016.69</u>	<u>1,015.81</u>	<u>1,016.69</u>	<u>0.00</u>	<u>0.00</u>	<u>10,000,000.00</u>	<u>1,015.81</u>	<u>1,016.69</u>
LOG8 - LOGIC ROAD & BRIDGE													
State Pool													
LOG8-Logic-Road & Bridge	AR-0035	State Pool	11/10/08	Open	<u>1,016.01</u>	<u>1,016.89</u>	<u>1,016.01</u>	<u>1,016.89</u>	<u>0.00</u>	<u>0.00</u>	<u>1,000,000.00</u>	<u>1,016.01</u>	<u>1,016.89</u>
State Pool Total					<u>1,016.01</u>	<u>1,016.89</u>	<u>1,016.01</u>	<u>1,016.89</u>	<u>0.00</u>	<u>0.00</u>	<u>1,000,000.00</u>	<u>1,016.01</u>	<u>1,016.89</u>
LOG8 - LOGIC ROAD & BRIDGE Total					<u>1,016.01</u>	<u>1,016.89</u>	<u>1,016.01</u>	<u>1,016.89</u>	<u>0.00</u>	<u>0.00</u>	<u>1,000,000.00</u>	<u>1,016.01</u>	<u>1,016.89</u>
LOG2 - LOGIC TOLL OPERATIONS													
State Pool													
LOG2-Logic-Toll Rd.Operations	AR-0029	State Pool	11/10/08	Open	<u>1,021.98</u>	<u>1,022.86</u>	<u>1,021.98</u>	<u>1,022.86</u>	<u>0.00</u>	<u>0.00</u>	<u>2,000,000.00</u>	<u>1,021.98</u>	<u>1,022.86</u>
State Pool Total					<u>1,021.98</u>	<u>1,022.86</u>	<u>1,021.98</u>	<u>1,022.86</u>	<u>0.00</u>	<u>0.00</u>	<u>2,000,000.00</u>	<u>1,021.98</u>	<u>1,022.86</u>
LOG2 - LOGIC TOLL OPERATIONS Total					<u>1,021.98</u>	<u>1,022.86</u>	<u>1,021.98</u>	<u>1,022.86</u>	<u>0.00</u>	<u>0.00</u>	<u>2,000,000.00</u>	<u>1,021.98</u>	<u>1,022.86</u>
MB04 - MBIA DRAINAGE													
State Pool													

Portfolio Position
Ft. Bend County
Effective Interest - Actual Life
Receipts in Period
01/01/17 - 01/31/17

CUSIP	Invest Number	Security Description	Purchase Date	Call Date	Par Value On 01/01/17	Par Value On 01/31/17	Market Val On 01/01/17	Market Val On 01/31/17	Purchase Cost	Sales Proceeds	Original Princ/Cost	Amor Value On 01/01/17	Amor Value On 01/31/17
MB04-MBIA Drainage	AR-0017	State Pool	11/01/08	Open	7,163,680.68	11,171,866.07	7,163,680.68	11,171,866.07	0.00	0.00	1,267,218.21	7,163,680.68	11,171,866.07
State Pool Total					7,163,680.68	11,171,866.07	7,163,680.68	11,171,866.07	0.00	0.00	1,267,218.21	7,163,680.68	11,171,866.07
MB04 - MBIA DRAINAGE Total					7,163,680.68	11,171,866.07	7,163,680.68	11,171,866.07	0.00	0.00	1,267,218.21	7,163,680.68	11,171,866.07
MB02 - MBIA GENERAL													
State Pool													
MB02-MBIA General	AR-0015	State Pool	11/01/08	Open	284,800.50	50,314,374.53	284,800.50	50,314,374.53	0.00	0.00	17,374,917.83	284,800.50	50,314,374.53
State Pool Total					284,800.50	50,314,374.53	284,800.50	50,314,374.53	0.00	0.00	17,374,917.83	284,800.50	50,314,374.53
MB02 - MBIA GENERAL Total					284,800.50	50,314,374.53	284,800.50	50,314,374.53	0.00	0.00	17,374,917.83	284,800.50	50,314,374.53
MB03 - MBIA ROAD & BRIDGE													
State Pool													
MB03-MBIA Road & Bridge	AR-0016	State Pool	11/01/08	Open	6,982,469.87	10,990,507.61	6,982,469.87	10,990,507.61	0.00	0.00	2,856,438.24	6,982,469.87	10,990,507.61
State Pool Total					6,982,469.87	10,990,507.61	6,982,469.87	10,990,507.61	0.00	0.00	2,856,438.24	6,982,469.87	10,990,507.61
MB03 - MBIA ROAD & BRIDGE Total					6,982,469.87	10,990,507.61	6,982,469.87	10,990,507.61	0.00	0.00	2,856,438.24	6,982,469.87	10,990,507.61
MB06 - MBIA TOLL RD OPERATIONS													
State Pool													
MB06-MBIA Toll Rd. Operations	AR-0019	State Pool	11/01/08	Open	8,315,410.13	8,322,186.79	8,315,410.13	8,322,186.79	0.00	0.00	3,143,377.27	8,315,410.13	8,322,186.79
State Pool Total					8,315,410.13	8,322,186.79	8,315,410.13	8,322,186.79	0.00	0.00	3,143,377.27	8,315,410.13	8,322,186.79
MB06 - MBIA TOLL RD OPERATIONS Total					8,315,410.13	8,322,186.79	8,315,410.13	8,322,186.79	0.00	0.00	3,143,377.27	8,315,410.13	8,322,186.79
744 - Mobility Project Bonds 2016													
State Pool													
MB16-MOBILITY BONDS 2016	AR-0045	State Pool	08/31/16	Open	27,082,348.13	27,104,418.92	27,082,348.13	27,104,418.92	0.00	0.00	30,000,000.00	27,082,348.13	27,104,418.92
State Pool Total					27,082,348.13	27,104,418.92	27,082,348.13	27,104,418.92	0.00	0.00	30,000,000.00	27,082,348.13	27,104,418.92
744 - Mobility Project Bonds 2016 Total					27,082,348.13	27,104,418.92	27,082,348.13	27,104,418.92	0.00	0.00	30,000,000.00	27,082,348.13	27,104,418.92
PROS - Prosperity Money Mkt. Accts.													
Money Market													
Prosperity-Money Market Accts.	AR-0009	Money Market	11/30/03	Open	149,164,786.75	223,384,733.68	149,164,786.75	223,384,733.68	0.00	0.00	12,505,577.66	149,164,786.75	223,384,733.68
Money Market Total					149,164,786.75	223,384,733.68	149,164,786.75	223,384,733.68	0.00	0.00	12,505,577.66	149,164,786.75	223,384,733.68
PROS - Prosperity Money Mkt. Accts. Total					149,164,786.75	223,384,733.68	149,164,786.75	223,384,733.68	0.00	0.00	12,505,577.66	149,164,786.75	223,384,733.68
802 - Sr Lien 2016													
State Pool													
MB17 - SR LIEN BOND 2016	AR-0046	State Pool	12/09/16	Open	35,019,679.73	35,048,219.02	35,019,679.73	35,048,219.02	0.00	0.00	35,000,000.00	35,019,679.73	35,048,219.02
State Pool Total					35,019,679.73	35,048,219.02	35,019,679.73	35,048,219.02	0.00	0.00	35,000,000.00	35,019,679.73	35,048,219.02
802 - Sr Lien 2016 Total					35,019,679.73	35,048,219.02	35,019,679.73	35,048,219.02	0.00	0.00	35,000,000.00	35,019,679.73	35,048,219.02
TT05 - TEXAS TERM DRAINAGE													
State Pool													
TT05-TX TERM Drainage	AR-0027	State Pool	11/01/08	Open	335.51	335.67	335.51	335.67	0.00	0.00	109,774.61	335.51	335.67
State Pool Total					335.51	335.67	335.51	335.67	0.00	0.00	109,774.61	335.51	335.67
TT05 - TEXAS TERM DRAINAGE Total					335.51	335.67	335.51	335.67	0.00	0.00	109,774.61	335.51	335.67
TT00 - TEXAS TERM GENERAL													
State Pool													
TT00-TX TERM General	AR-0022	State Pool	11/01/08	Open	1,014.30	1,014.80	1,014.30	1,014.80	0.00	0.00	10,006,437.87	1,014.30	1,014.80
State Pool Total					1,014.30	1,014.80	1,014.30	1,014.80	0.00	0.00	10,006,437.87	1,014.30	1,014.80
TT00 - TEXAS TERM GENERAL Total					1,014.30	1,014.80	1,014.30	1,014.80	0.00	0.00	10,006,437.87	1,014.30	1,014.80
TT04 - TEXAS TERM ROAD & BRIDGE													
State Pool													
TT04-TX TERM Road & Bridge	AR-0026	State Pool	11/01/08	Open	1,011.30	1,011.80	1,011.30	1,011.80	0.00	0.00	10,463.28	1,011.30	1,011.80
State Pool Total					1,011.30	1,011.80	1,011.30	1,011.80	0.00	0.00	10,463.28	1,011.30	1,011.80

Portfolio Position
Ft. Bend County
Effective Interest - Actual Life
Receipts in Period
01/01/17 - 01/31/17

CUSIP	Invest Number	Security Description	Purchase Date	Call Date	Par Value On 01/01/17	Par Value On 01/31/17	Market Val On 01/01/17	Market Val On 01/31/17	Purchase Cost	Sales Proceeds	Original Princ/Cost	Amor Value On 01/01/17	Amor Value On 01/31/17
TT04 - TEXAS TERM ROAD & BRIDGE Total					<u>1,011.30</u>	<u>1,011.80</u>	<u>1,011.30</u>	<u>1,011.80</u>	<u>0.00</u>	<u>0.00</u>	<u>10,463.28</u>	<u>1,011.30</u>	<u>1,011.80</u>
TT02 - TEXAS TERM TOLL OPERATIONS													
State Pool													
TT02-TX TERM Toll Rd. Operation	AR-0024	State Pool	11/01/08	Open	<u>1,013.14</u>	<u>1,013.64</u>	<u>1,013.14</u>	<u>1,013.64</u>	<u>0.00</u>	<u>0.00</u>	<u>0.00</u>	<u>1,013.14</u>	<u>1,013.64</u>
State Pool Total					<u>1,013.14</u>	<u>1,013.64</u>	<u>1,013.14</u>	<u>1,013.64</u>	<u>0.00</u>	<u>0.00</u>	<u>0.00</u>	<u>1,013.14</u>	<u>1,013.64</u>
TT02 - TEXAS TERM TOLL OPERATIONS Total					<u>1,013.14</u>	<u>1,013.64</u>	<u>1,013.14</u>	<u>1,013.64</u>	<u>0.00</u>	<u>0.00</u>	<u>0.00</u>	<u>1,013.14</u>	<u>1,013.64</u>
09 - Temporary Holding													
FFCB													
3133EGY4	16-0004	FFCB 1.08 07/05/19	07/05/16	Open	<u>8,500,000.00</u>	<u>8,500,000.00</u>	<u>8,388,055.00</u>	<u>8,393,155.00</u>	<u>0.00</u>	<u>0.00</u>	<u>8,500,000.00</u>	<u>8,500,000.00</u>	<u>8,500,000.00</u>
FFCB Total					<u>8,500,000.00</u>	<u>8,500,000.00</u>	<u>8,388,055.00</u>	<u>8,393,155.00</u>	<u>0.00</u>	<u>0.00</u>	<u>8,500,000.00</u>	<u>8,500,000.00</u>	<u>8,500,000.00</u>
FHLMC													
3134G9G76	16-0003	FHLMC 0.80 06/29/18	06/30/16	Open	<u>14,500,000.00</u>	<u>14,500,000.00</u>	<u>14,397,775.00</u>	<u>14,406,765.00</u>	<u>0.00</u>	<u>0.00</u>	<u>14,500,000.00</u>	<u>14,500,000.00</u>	<u>14,500,000.00</u>
3134G9H42	16-0002	FHLMC 0.70 12/29/17	06/30/16	Open	<u>10,000,000.00</u>	<u>10,000,000.00</u>	<u>9,955,600.00</u>	<u>9,968,700.00</u>	<u>0.00</u>	<u>0.00</u>	<u>10,000,000.00</u>	<u>10,000,000.00</u>	<u>10,000,000.00</u>
3137EABA3	16-0001	FHLMC 0.75 04/09/18	06/29/16	Open	<u>6,000,000.00</u>	<u>6,000,000.00</u>	<u>5,977,860.00</u>	<u>5,982,840.00</u>	<u>0.00</u>	<u>0.00</u>	<u>6,007,505.28</u>	<u>6,005,386.36</u>	<u>6,005,034.95</u>
FHLMC Total					<u>30,500,000.00</u>	<u>30,500,000.00</u>	<u>30,331,235.00</u>	<u>30,358,305.00</u>	<u>0.00</u>	<u>0.00</u>	<u>30,507,505.28</u>	<u>30,505,386.36</u>	<u>30,505,034.95</u>
Money Market													
Prosperity-Money Market Accts.	AR-0009	Money Market	11/30/03	Open	<u>0.00</u>	<u>0.00</u>	<u>0.00</u>	<u>0.00</u>	<u>0.00</u>	<u>0.00</u>	<u>0.00</u>	<u>0.00</u>	<u>0.00</u>
Money Market Total					<u>0.00</u>	<u>0.00</u>	<u>0.00</u>	<u>0.00</u>	<u>0.00</u>	<u>0.00</u>	<u>0.00</u>	<u>0.00</u>	<u>0.00</u>
09 - Temporary Holding Total					<u>39,000,000.00</u>	<u>39,000,000.00</u>	<u>38,719,290.00</u>	<u>38,751,460.00</u>	<u>0.00</u>	<u>0.00</u>	<u>39,007,505.28</u>	<u>39,005,386.36</u>	<u>39,005,034.95</u>
Combined Port													
FFCB													
3133EGY4	16-0004	FFCB 1.08 07/05/19	07/05/16	Open	<u>8,500,000.00</u>	<u>8,500,000.00</u>	<u>8,388,055.00</u>	<u>8,393,155.00</u>	<u>0.00</u>	<u>0.00</u>	<u>8,500,000.00</u>	<u>8,500,000.00</u>	<u>8,500,000.00</u>
FFCB Total					<u>8,500,000.00</u>	<u>8,500,000.00</u>	<u>8,388,055.00</u>	<u>8,393,155.00</u>	<u>0.00</u>	<u>0.00</u>	<u>8,500,000.00</u>	<u>8,500,000.00</u>	<u>8,500,000.00</u>
FHLMC													
3134G9G76	16-0003	FHLMC 0.80 06/29/18	06/30/16	Open	<u>14,500,000.00</u>	<u>14,500,000.00</u>	<u>14,397,775.00</u>	<u>14,406,765.00</u>	<u>0.00</u>	<u>0.00</u>	<u>14,500,000.00</u>	<u>14,500,000.00</u>	<u>14,500,000.00</u>
3134G9H42	16-0002	FHLMC 0.70 12/29/17	06/30/16	Open	<u>10,000,000.00</u>	<u>10,000,000.00</u>	<u>9,955,600.00</u>	<u>9,968,700.00</u>	<u>0.00</u>	<u>0.00</u>	<u>10,000,000.00</u>	<u>10,000,000.00</u>	<u>10,000,000.00</u>
3137EABA3	16-0001	FHLMC 0.75 04/09/18	06/29/16	Open	<u>6,000,000.00</u>	<u>6,000,000.00</u>	<u>5,977,860.00</u>	<u>5,982,840.00</u>	<u>0.00</u>	<u>0.00</u>	<u>6,007,505.28</u>	<u>6,005,386.36</u>	<u>6,005,034.95</u>
FHLMC Total					<u>30,500,000.00</u>	<u>30,500,000.00</u>	<u>30,331,235.00</u>	<u>30,358,305.00</u>	<u>0.00</u>	<u>0.00</u>	<u>30,507,505.28</u>	<u>30,505,386.36</u>	<u>30,505,034.95</u>
Money Market													
Prosperity-Money Market Accts.	AR-0009	Money Market	11/30/03	Open	<u>149,164,786.75</u>	<u>223,384,733.68</u>	<u>149,164,786.75</u>	<u>223,384,733.68</u>	<u>0.00</u>	<u>0.00</u>	<u>12,505,577.66</u>	<u>149,164,786.75</u>	<u>223,384,733.68</u>
Money Market Total					<u>149,164,786.75</u>	<u>223,384,733.68</u>	<u>149,164,786.75</u>	<u>223,384,733.68</u>	<u>0.00</u>	<u>0.00</u>	<u>12,505,577.66</u>	<u>149,164,786.75</u>	<u>223,384,733.68</u>
State Pool													
LOG1-Logic- General	AR-0028	State Pool	11/10/08	Open	<u>1,015.81</u>	<u>1,016.69</u>	<u>1,015.81</u>	<u>1,016.69</u>	<u>0.00</u>	<u>0.00</u>	<u>10,000,000.00</u>	<u>1,015.81</u>	<u>1,016.69</u>
LOG2-Logic-Toll Rd.Operations	AR-0029	State Pool	11/10/08	Open	<u>1,021.98</u>	<u>1,022.86</u>	<u>1,021.98</u>	<u>1,022.86</u>	<u>0.00</u>	<u>0.00</u>	<u>2,000,000.00</u>	<u>1,021.98</u>	<u>1,022.86</u>
LOG5-Logic-Drainage	AR-0032	State Pool	11/10/08	Open	<u>1,015.59</u>	<u>1,016.47</u>	<u>1,015.59</u>	<u>1,016.47</u>	<u>0.00</u>	<u>0.00</u>	<u>500,000.00</u>	<u>1,015.59</u>	<u>1,016.47</u>
LOG8-Logic-Road & Bridge	AR-0035	State Pool	11/10/08	Open	<u>1,016.01</u>	<u>1,016.89</u>	<u>1,016.01</u>	<u>1,016.89</u>	<u>0.00</u>	<u>0.00</u>	<u>1,000,000.00</u>	<u>1,016.01</u>	<u>1,016.89</u>
MB02-MBIA General	AR-0015	State Pool	11/01/08	Open	<u>284,800.50</u>	<u>50,314,374.53</u>	<u>284,800.50</u>	<u>50,314,374.53</u>	<u>0.00</u>	<u>0.00</u>	<u>17,374,917.83</u>	<u>284,800.50</u>	<u>50,314,374.53</u>
MB03-MBIA Road & Bridge	AR-0016	State Pool	11/01/08	Open	<u>6,982,469.87</u>	<u>10,990,507.61</u>	<u>6,982,469.87</u>	<u>10,990,507.61</u>	<u>0.00</u>	<u>0.00</u>	<u>2,856,438.24</u>	<u>6,982,469.87</u>	<u>10,990,507.61</u>
MB04-MBIA Drainage	AR-0017	State Pool	11/01/08	Open	<u>7,163,680.68</u>	<u>11,171,866.07</u>	<u>7,163,680.68</u>	<u>11,171,866.07</u>	<u>0.00</u>	<u>0.00</u>	<u>1,267,218.21</u>	<u>7,163,680.68</u>	<u>11,171,866.07</u>
MB06-MBIA Toll Rd. Operations	AR-0019	State Pool	11/01/08	Open	<u>8,315,410.13</u>	<u>8,322,186.79</u>	<u>8,315,410.13</u>	<u>8,322,186.79</u>	<u>0.00</u>	<u>0.00</u>	<u>3,143,377.27</u>	<u>8,315,410.13</u>	<u>8,322,186.79</u>
MB12-MBIA ESD 100 AGREEMENT	AR-0041	State Pool	08/31/16	Open	<u>3,910,878.09</u>	<u>3,914,065.27</u>	<u>3,910,878.09</u>	<u>3,914,065.27</u>	<u>0.00</u>	<u>0.00</u>	<u>3,900,000.00</u>	<u>3,910,878.09</u>	<u>3,914,065.27</u>
MB13-MBIA ASSISTANCE DIST #1	AR-0042	State Pool	08/31/16	Open	<u>10,027,892.61</u>	<u>10,036,064.85</u>	<u>10,027,892.61</u>	<u>10,036,064.85</u>	<u>0.00</u>	<u>0.00</u>	<u>10,000,000.00</u>	<u>10,027,892.61</u>	<u>10,036,064.85</u>
MB14-MBIA GR PARKWAY OPERATIONS	AR-0043	State Pool	08/31/16	Open	<u>8,523,708.73</u>	<u>8,530,655.11</u>	<u>8,523,708.73</u>	<u>8,530,655.11</u>	<u>0.00</u>	<u>0.00</u>	<u>8,500,000.00</u>	<u>8,523,708.73</u>	<u>8,530,655.11</u>
MB15-FACILITIES BONDS 2016	AR-0044	State Pool	08/31/16	Open	<u>30,083,677.84</u>	<u>30,108,194.57</u>	<u>30,083,677.84</u>	<u>30,108,194.57</u>	<u>0.00</u>	<u>0.00</u>	<u>30,000,000.00</u>	<u>30,083,677.84</u>	<u>30,108,194.57</u>
MB16-MOBILITY BONDS 2016	AR-0045	State Pool	08/31/16	Open	<u>27,082,348.13</u>	<u>27,104,418.92</u>	<u>27,082,348.13</u>	<u>27,104,418.92</u>	<u>0.00</u>	<u>0.00</u>	<u>30,000,000.00</u>	<u>27,082,348.13</u>	<u>27,104,418.92</u>
MB17 - SR LIEN BOND 2016	AR-0046	State Pool	12/09/16	Open	<u>35,019,679.73</u>	<u>35,048,219.02</u>	<u>35,019,679.73</u>	<u>35,048,219.02</u>	<u>0.00</u>	<u>0.00</u>	<u>35,000,000.00</u>	<u>35,019,679.73</u>	<u>35,048,219.02</u>
TT00-TX TERM General	AR-0022	State Pool	11/01/08	Open	<u>1,014.30</u>	<u>1,014.80</u>	<u>1,014.30</u>	<u>1,014.80</u>	<u>0.00</u>	<u>0.00</u>	<u>10,006,437.87</u>	<u>1,014.30</u>	<u>1,014.80</u>

Portfolio Position
Ft. Bend County
 Effective Interest - Actual Life
 Receipts in Period
 01/01/17 - 01/31/17

7

CUSIP	Invest Number	Security Description	Purchase Date	Call Date	Par Value On 01/01/17	Par Value On 01/31/17	Market Val On 01/01/17	Market Val On 01/31/17	Purchase Cost	Sales Proceeds	Original Princ/Cost	Amor Value On 01/01/17	Amor Value On 01/31/17
TT02-TX TERM Toll Rd. Operation	AR-0024	State Pool	11/01/08	Open	1,013.14	1,013.64	1,013.14	1,013.64	0.00	0.00	0.00	1,013.14	1,013.64
TT04-TX TERM Road & Bridge	AR-0026	State Pool	11/01/08	Open	1,011.30	1,011.80	1,011.30	1,011.80	0.00	0.00	10,463.28	1,011.30	1,011.80
TT05-TX TERM Drainage	AR-0027	State Pool	11/01/08	Open	<u>335.51</u>	<u>335.67</u>	<u>335.51</u>	<u>335.67</u>	0.00	0.00	<u>109,774.61</u>	<u>335.51</u>	<u>335.67</u>
State Pool Total					<u>137,401,989.95</u>	<u>195,548,001.56</u>	<u>137,401,989.95</u>	<u>195,548,001.56</u>	<u>0.00</u>	<u>0.00</u>	<u>165,668,627.31</u>	<u>137,401,989.95</u>	<u>195,548,001.56</u>
Combined Port Total					<u>325,566,776.70</u>	<u>457,932,735.24</u>	<u>325,286,066.70</u>	<u>457,684,195.24</u>	<u>0.00</u>	<u>0.00</u>	<u>217,181,710.25</u>	<u>325,572,163.06</u>	<u>457,937,770.19</u>

Earnings and Yields Summary

Ft. Bend County

Effective Interest - Actual Life

Receipts in Period

01/01/17 - 01/31/17

8

Security Description	01/01/17 01/07/17	01/08/17 01/14/17	01/15/17 01/21/17	01/22/17 01/28/17	01/29/17 01/31/17	01/01/17 01/31/17
Combined Port						
FFCB	1,785.00	1,785.00	1,785.00	1,785.00	765.00	7,905.00
FHLMC	4,409.67	4,409.67	4,409.67	4,409.67	1,259.91	18,898.59
Money Market	29,692.78	29,692.79	29,692.79	29,692.79	15,402.02	134,173.17
State Pool	<u>25,081.15</u>	<u>32,963.13</u>	<u>36,115.92</u>	<u>36,115.92</u>	<u>15,735.49</u>	<u>146,011.61</u>
Port Total	<u>60,968.60</u>	<u>68,850.59</u>	<u>72,003.38</u>	<u>72,003.38</u>	<u>33,162.42</u>	<u>306,988.37</u>
Combined Port						
FFCB	1.0800	1.0800	1.0800	1.0800	1.0800	1.0800
FHLMC	0.7434	0.7434	0.7434	0.7434	0.7434	0.7434
Money Market	1.0380	1.0380	1.0380	1.0380	1.0778	1.0424
State Pool	<u>0.9518</u>	<u>0.9611</u>	<u>0.9638</u>	<u>0.9638</u>	<u>0.9796</u>	<u>0.9628</u>
Port Total	<u>0.9748</u>	<u>0.9768</u>	<u>0.9774</u>	<u>0.9774</u>	<u>1.0124</u>	<u>0.9804</u>

Maturity Aging
Ft. Bend County
 Effective Interest - Actual Life
 Receipts in Period
 01/31/17

9

CUSIP	Invest Number	Security Description	Purchase Date	Days to Maturity	Yield Matur
0 - 30 Days					
LOG1-Logic- General	AR-0028	State Pool	11/10/08	1	0.9642
LOG2-Logic-Toll Rd.Operations	AR-0029	State Pool	11/10/08	1	0.9642
LOG5-Logic-Drainage	AR-0032	State Pool	11/10/08	1	0.9642
LOG8-Logic-Road & Bridge	AR-0035	State Pool	11/10/08	1	0.9642
MB02-MBIA General	AR-0015	State Pool	11/01/08	1	0.9600
MB03-MBIA Road & Bridge	AR-0016	State Pool	11/01/08	1	0.9600
MB04-MBIA Drainage	AR-0017	State Pool	11/01/08	1	0.9600
MB06-MBIA Toll Rd. Operations	AR-0019	State Pool	11/01/08	1	0.9600
MB12-MBIA ESD 100 AGREEMENT	AR-0041	State Pool	08/31/16	1	0.9600
MB13-MBIA ASSISTANCE DIST #1	AR-0042	State Pool	08/31/16	1	0.9600
MB14-MBIA GR PARKWAY OPERATIONS	AR-0043	State Pool	08/31/16	1	0.9600
MB15-FACILITIES BONDS 2016	AR-0044	State Pool	08/31/16	1	0.9600
MB16-MOBILITY BONDS 2016	AR-0045	State Pool	08/31/16	1	0.9600
MB17 - SR LIEN BOND 2016	AR-0046	State Pool	12/09/16	1	0.9600
Prosperity-Money Market Accts.	AR-0009	Money Market	11/30/03	1	0.8500
TT00-TX TERM General	AR-0022	State Pool	11/01/08	1	0.5800
TT02-TX TERM Toll Rd. Operation	AR-0024	State Pool	11/01/08	1	0.5800
TT04-TX TERM Road & Bridge	AR-0026	State Pool	11/01/08	1	0.5800
TT05-TX TERM Drainage	AR-0027	State Pool	11/01/08	1	0.5800
0 - 30 Days Total				<u>1</u>	<u>0.9014</u>
181 - 364 Days					
3134G9H42	16-0002	FHLMC 0.70 12/29/17	06/30/16	<u>329</u>	<u>0.7000</u>
181 - 364 Days Total				<u>329</u>	<u>0.7000</u>
1 - 4 Years					
3133EGJX4	16-0004	FFCB 1.08 07/05/19	07/05/16	885	1.0800
3134G9G76	16-0003	FHLMC 0.80 06/29/18	06/30/16	509	0.8000
3137EAEA3	16-0001	FHLMC 0.75 04/09/18	06/29/16	<u>429</u>	<u>0.6790</u>
1 - 4 Years Total				<u>603</u>	<u>0.8570</u>
Investment Total				<u>47</u>	<u>0.8941</u>

Activity Statement
Ft. Bend County
 Effective Interest - Actual Life
 Receipts in Period
 01/01/17 - 01/31/17

Purchase Date	Sale Date	CUSIP	Invest Number	Security Description	Amor Value On 01/01/17	Changes In Principal	Purchase Cost	Sales Proceeds	Purchased Interest	Int/Div Rec In the Perd	Amor Value On 01/31/17
FFCB											
07/05/16	Open	3133EGJX4	16-0004	FFCB 1.08 07/05/19	8,500,000.00	0.00	0.00	0.00	0.00	0.00	8,500,000.00
FFCB Total					<u>8,500,000.00</u>	<u>0.00</u>	<u>0.00</u>	<u>0.00</u>	<u>0.00</u>	<u>0.00</u>	<u>8,500,000.00</u>
FHLMC											
06/29/16	Open	3137EAEA3	16-0001	FHLMC 0.75 04/09/18	6,005,386.36	0.00	0.00	0.00	0.00	0.00	6,005,034.95
06/30/16	Open	3134G9H42	16-0002	FHLMC 0.70 12/29/17	10,000,000.00	0.00	0.00	0.00	0.00	0.00	10,000,000.00
06/30/16	Open	3134G9G76	16-0003	FHLMC 0.80 06/29/18	14,500,000.00	0.00	0.00	0.00	0.00	0.00	14,500,000.00
FHLMC Total					<u>30,505,386.36</u>	<u>0.00</u>	<u>0.00</u>	<u>0.00</u>	<u>0.00</u>	<u>0.00</u>	<u>30,505,034.95</u>
Money Market											
11/30/03	Open	Prosperity-Money Market Accts.	AR-0009	Money Market	149,164,786.75	74,219,946.93	0.00	0.00	0.00	134,173.17	223,384,733.68
Money Market Total					<u>149,164,786.75</u>	<u>74,219,946.93</u>	<u>0.00</u>	<u>0.00</u>	<u>0.00</u>	<u>134,173.17</u>	<u>223,384,733.68</u>
State Pool											
11/01/08	Open	MB02-MBIA General	AR-0015	State Pool	284,800.50	50,029,574.03	0.00	0.00	0.00	29,574.03	50,314,374.53
11/01/08	Open	MB03-MBIA Road & Bridge	AR-0016	State Pool	6,982,469.87	4,008,037.74	0.00	0.00	0.00	8,037.74	10,990,507.61
11/01/08	Open	MB04-MBIA Drainage	AR-0017	State Pool	7,163,680.68	4,008,185.39	0.00	0.00	0.00	8,185.39	11,171,866.07
11/01/08	Open	MB06-MBIA Toll Rd. Operations	AR-0019	State Pool	8,315,410.13	6,776.66	0.00	0.00	0.00	6,776.66	8,322,186.79
11/01/08	Open	TT00-TX TERM General	AR-0022	State Pool	1,014.30	0.50	0.00	0.00	0.00	0.50	1,014.80
11/01/08	Open	TT02-TX TERM Toll Rd. Operation	AR-0024	State Pool	1,013.14	0.50	0.00	0.00	0.00	0.50	1,013.64
11/01/08	Open	TT04-TX TERM Road & Bridge	AR-0026	State Pool	1,011.30	0.50	0.00	0.00	0.00	0.50	1,011.80
11/01/08	Open	TT05-TX TERM Drainage	AR-0027	State Pool	335.51	0.16	0.00	0.00	0.00	0.16	335.67
11/10/08	Open	LOG1-Logic- General	AR-0028	State Pool	1,015.81	0.88	0.00	0.00	0.00	0.88	1,016.69
11/10/08	Open	LOG2-Logic-Toll Rd.Operations	AR-0029	State Pool	1,021.98	0.88	0.00	0.00	0.00	0.88	1,022.86
11/10/08	Open	LOG5-Logic-Drainage	AR-0032	State Pool	1,015.59	0.88	0.00	0.00	0.00	0.88	1,016.47
11/10/08	Open	LOG8-Logic-Road & Bridge	AR-0035	State Pool	1,016.01	0.88	0.00	0.00	0.00	0.88	1,016.89
08/31/16	Open	MB12-MBIA ESD 100 AGREEMENT	AR-0041	State Pool	3,910,878.09	3,187.18	0.00	0.00	0.00	3,187.18	3,914,065.27
08/31/16	Open	MB13-MBIA ASSISTANCE DIST #1	AR-0042	State Pool	10,027,892.61	8,172.24	0.00	0.00	0.00	8,172.24	10,036,064.85
08/31/16	Open	MB14-MBIA GR PARKWAY OPERATIONS	AR-0043	State Pool	8,523,708.73	6,946.38	0.00	0.00	0.00	6,946.38	8,530,655.11
08/31/16	Open	MB15-FACILITIES BONDS 2016	AR-0044	State Pool	30,083,677.84	24,516.73	0.00	0.00	0.00	24,516.73	30,108,194.57
08/31/16	Open	MB16-MOBILITY BONDS 2016	AR-0045	State Pool	27,082,348.13	22,070.79	0.00	0.00	0.00	22,070.79	27,104,418.92
12/09/16	Open	MB17 - SR LIEN BOND 2016	AR-0046	State Pool	35,019,679.73	28,539.29	0.00	0.00	0.00	28,539.29	35,048,219.02
State Pool Total					<u>137,401,989.95</u>	<u>58,146,011.61</u>	<u>0.00</u>	<u>0.00</u>	<u>0.00</u>	<u>146,011.61</u>	<u>195,548,001.56</u>
Investment Total					<u>325,572,163.06</u>	<u>132,365,958.54</u>	<u>0.00</u>	<u>0.00</u>	<u>0.00</u>	<u>280,184.78</u>	<u>457,937,770.19</u>

Interest Accrual
Ft. Bend County
Effective Interest - Actual Life
Receipts in Period
01/01/17 - 01/31/17

CUSIP	Invest Number	Security Description	Purchase Date	Sale Date	Yield Earned	Ending Par Val/Shares	Ending Amor Val/Cost	Purchased Interest	Int/Div Rec In the Perd	Int/Div Accrued In the Perd	PTD Purch Received	Int/Div Rec Purch/Date	Int/Div Accrued Purch/Date		
FFCB															
3133EGJX4	16-0004	FFCB 1.08 07/05/19	07/05/16	Open	1.0800	8,500,000.00	8,500,000.00	0.00	0.00	7,905.00	0.00	0.00	53,805.00		
FFCB Total					<u>1.0800</u>	<u>8,500,000.00</u>	<u>8,500,000.00</u>	<u>0.00</u>	<u>0.00</u>	<u>7,905.00</u>	<u>0.00</u>	<u>0.00</u>	<u>53,805.00</u>		
FHLMC															
3134G9H42	16-0002	FHLMC 0.70 12/29/17	06/30/16	Open	0.7000	10,000,000.00	10,000,000.00	0.00	0.00	5,833.33	0.00	0.00	41,027.78		
3137EAEA3	16-0001	FHLMC 0.75 04/09/18	06/29/16	Open	0.6790	6,000,000.00	6,005,034.95	0.00	0.00	3,750.00	0.00	0.00	26,500.00		
3134G9G76	16-0003	FHLMC 0.80 06/29/18	06/30/16	Open	0.8000	14,500,000.00	14,500,000.00	0.00	0.00	9,666.67	0.00	0.00	67,988.89		
FHLMC Total					<u>0.7434</u>	<u>30,500,000.00</u>	<u>30,505,034.95</u>	<u>0.00</u>	<u>0.00</u>	<u>19,250.00</u>	<u>0.00</u>	<u>0.00</u>	<u>135,516.67</u>		
Money Market															
Prosperity-Money Market Accts.			AR-0009	Money Market	11/30/03	Open	1.0424	223,384,733.68	223,384,733.68	0.00	134,173.17	0.00	0.00	25,285,408.79	0.00
Money Market Total					<u>1.0424</u>	<u>223,384,733.68</u>	<u>223,384,733.68</u>	<u>0.00</u>	<u>134,173.17</u>	<u>0.00</u>	<u>0.00</u>	<u>25,285,408.79</u>	<u>0.00</u>		
State Pool															
MB02-MBIA General	AR-0015	State Pool	11/01/08	Open	0.9735	50,314,374.53	50,314,374.53	0.00	29,574.03	0.00	0.00	43,724.90	0.00		
MB03-MBIA Road & Bridge	AR-0016	State Pool	11/01/08	Open	0.9636	10,990,507.61	10,990,507.61	0.00	8,037.74	0.00	0.00	31,246.76	0.00		
MB04-MBIA Drainage	AR-0017	State Pool	11/01/08	Open	0.9635	11,171,866.07	11,171,866.07	0.00	8,185.39	0.00	0.00	29,193.98	0.00		
MB06-MBIA Toll Rd. Operations	AR-0019	State Pool	11/01/08	Open	0.9595	8,322,186.79	8,322,186.79	0.00	6,776.66	0.00	0.00	38,123.59	0.00		
TT00-TX TERM General	AR-0022	State Pool	11/01/08	Open	0.5804	1,014.80	1,014.80	0.00	0.50	0.00	0.00	21,399.57	0.00		
TT02-TX TERM Toll Rd. Operation	AR-0024	State Pool	11/01/08	Open	0.5811	1,013.64	1,013.64	0.00	0.50	0.00	0.00	17,943.54	0.00		
TT04-TX TERM Road & Bridge	AR-0026	State Pool	11/01/08	Open	0.5821	1,011.80	1,011.80	0.00	0.50	0.00	0.00	8,219.08	0.00		
TT05-TX TERM Drainage	AR-0027	State Pool	11/01/08	Open	0.5615	335.67	335.67	0.00	0.16	0.00	0.00	5,014.94	0.00		
LOG1-Logic- General	AR-0028	State Pool	11/10/08	Open	1.0200	1,016.69	1,016.69	0.00	0.88	0.00	0.00	50,022.27	0.00		
LOG2-Logic-Toll Rd.Operations	AR-0029	State Pool	11/10/08	Open	1.0138	1,022.86	1,022.86	0.00	0.88	0.00	0.00	62,353.94	0.00		
LOG5-Logic-Drainage	AR-0032	State Pool	11/10/08	Open	1.0202	1,016.47	1,016.47	0.00	0.88	0.00	0.00	3,260.24	0.00		
LOG8-Logic-Road & Bridge	AR-0035	State Pool	11/10/08	Open	1.0198	1,016.89	1,016.89	0.00	0.88	0.00	0.00	6,504.41	0.00		
MB12-MBIA ESD 100 AGREEMENT	AR-0041	State Pool	08/31/16	Open	0.9595	3,914,065.27	3,914,065.27	0.00	3,187.18	0.00	0.00	14,065.27	0.00		
MB13-MBIA ASSISTANCE DIST #1	AR-0042	State Pool	08/31/16	Open	0.9595	10,036,064.85	10,036,064.85	0.00	8,172.24	0.00	0.00	36,064.85	0.00		
MB14-MBIA GR PARKWAY OPERATIONS	AR-0043	State Pool	08/31/16	Open	0.9595	8,530,655.11	8,530,655.11	0.00	6,946.38	0.00	0.00	30,649.63	0.00		
MB15-FACILITIES BONDS 2016	AR-0044	State Pool	08/31/16	Open	0.9595	30,108,194.57	30,108,194.57	0.00	24,516.73	0.00	0.00	107,601.46	573.78		
MB16-MOBILITY BONDS 2016	AR-0045	State Pool	08/31/16	Open	0.9595	27,104,418.92	27,104,418.92	0.00	22,070.79	0.00	0.00	104,418.92	0.00		
MB17 - SR LIEN BOND 2016	AR-0046	State Pool	12/09/16	Open	0.9595	35,048,219.02	35,048,219.02	0.00	28,539.29	0.00	0.00	48,219.02	0.00		
State Pool Total					<u>0.9628</u>	<u>195,548,001.56</u>	<u>195,548,001.56</u>	<u>0.00</u>	<u>146,011.61</u>	<u>0.00</u>	<u>0.00</u>	<u>658,026.37</u>	<u>573.78</u>		
Investment Total					<u>0.9804</u>	<u>457,932,735.24</u>	<u>457,937,770.19</u>	<u>0.00</u>	<u>280,184.78</u>	<u>27,155.00</u>	<u>0.00</u>	<u>25,943,435.16</u>	<u>189,895.45</u>		

Premium/Discount Amortization
Ft. Bend County
Effective Interest - Actual Life
Receipts in Period
01/01/17 - 01/31/17

12

CUSIP	Invest Number	Security Description	Purchase Date	Amortiz Date	Yield Earned	Beginning Par Val/Shares	Beginning Unamor Val/Cost	Premium Discount	Ending Par Val/Shares	Ending Amor Val/Cost	Unamor Prem/Dscnt	Amortization In the Perd	Amortization Purch/Date
FFCB													
3133EGJX4	16-0004	FFCB 1.08 07/05/19	07/05/16	07/05/19	1.0800	8,500,000.00	8,500,000.00	0.00	8,500,000.00	8,500,000.00	0.00	0.00	0.00
FFCB Total						<u>1.0800</u>	<u>8,500,000.00</u>	<u>8,500,000.00</u>	<u>0.00</u>	<u>8,500,000.00</u>	<u>8,500,000.00</u>	<u>0.00</u>	<u>0.00</u>
FHLMC													
3134G9H42	16-0002	FHLMC 0.70 12/29/17	06/30/16	12/29/17	0.7000	10,000,000.00	10,000,000.00	0.00	10,000,000.00	10,000,000.00	0.00	0.00	0.00
3137EAEA3	16-0001	FHLMC 0.75 04/09/18	06/29/16	04/09/18	0.6790	6,000,000.00	6,007,505.28	-7,505.28	6,000,000.00	6,005,034.95	-5,034.95	-351.41	-2,470.33
3134G9G76	16-0003	FHLMC 0.80 06/29/18	06/30/16	06/29/18	0.8000	14,500,000.00	14,500,000.00	0.00	14,500,000.00	14,500,000.00	0.00	0.00	0.00
FHLMC Total						<u>0.7434</u>	<u>30,500,000.00</u>	<u>30,507,505.28</u>	<u>-7,505.28</u>	<u>30,500,000.00</u>	<u>30,505,034.95</u>	<u>-5,034.95</u>	<u>-351.41</u>
Money Market													
Prosperity-Money Market Accts.		AR-0009	Money Market	11/30/03	Open	1.0424	149,164,786.75	149,164,786.75	0.00	223,384,733.68	223,384,733.68	0.00	0.00
Money Market Total						<u>1.0424</u>	<u>149,164,786.75</u>	<u>149,164,786.75</u>	<u>0.00</u>	<u>223,384,733.68</u>	<u>223,384,733.68</u>	<u>0.00</u>	<u>0.00</u>
State Pool													
MB02-MBIA General	AR-0015	State Pool	11/01/08	Open	0.9735	284,800.50	284,800.50	0.00	50,314,374.53	50,314,374.53	0.00	0.00	0.00
MB03-MBIA Road & Bridge	AR-0016	State Pool	11/01/08	Open	0.9636	6,982,469.87	6,982,469.87	0.00	10,990,507.61	10,990,507.61	0.00	0.00	0.00
MB04-MBIA Drainage	AR-0017	State Pool	11/01/08	Open	0.9635	7,163,680.68	7,163,680.68	0.00	11,171,866.07	11,171,866.07	0.00	0.00	0.00
MB06-MBIA Toll Rd. Operations	AR-0019	State Pool	11/01/08	Open	0.9595	8,315,410.13	8,315,410.13	0.00	8,322,186.79	8,322,186.79	0.00	0.00	0.00
TT00-TX TERM General	AR-0022	State Pool	11/01/08	Open	0.5804	1,014.30	1,014.30	0.00	1,014.80	1,014.80	0.00	0.00	0.00
TT02-TX TERM Toll Rd. Operation	AR-0024	State Pool	11/01/08	Open	0.5811	1,013.14	1,013.14	0.00	1,013.64	1,013.64	0.00	0.00	0.00
TT04-TX TERM Road & Bridge	AR-0026	State Pool	11/01/08	Open	0.5821	1,011.30	1,011.30	0.00	1,011.80	1,011.80	0.00	0.00	0.00
TT05-TX TERM Drainage	AR-0027	State Pool	11/01/08	Open	0.5615	335.51	335.51	0.00	335.67	335.67	0.00	0.00	0.00
LOG1-Logic- General	AR-0028	State Pool	11/10/08	Open	1.0200	1,015.81	1,015.81	0.00	1,016.69	1,016.69	0.00	0.00	0.00
LOG2-Logic-Toll Rd.Operations	AR-0029	State Pool	11/10/08	Open	1.0138	1,021.98	1,021.98	0.00	1,022.86	1,022.86	0.00	0.00	0.00
LOG5-Logic-Drainage	AR-0032	State Pool	11/10/08	Open	1.0202	1,015.59	1,015.59	0.00	1,016.47	1,016.47	0.00	0.00	0.00
LOG8-Logic-Road & Bridge	AR-0035	State Pool	11/10/08	Open	1.0198	1,016.01	1,016.01	0.00	1,016.89	1,016.89	0.00	0.00	0.00
MB12-MBIA ESD 100 AGREEMENT	AR-0041	State Pool	08/31/16	Open	0.9595	3,910,878.09	3,910,878.09	0.00	3,914,065.27	3,914,065.27	0.00	0.00	0.00
MB13-MBIA ASSISTANCE DIST #1	AR-0042	State Pool	08/31/16	Open	0.9595	10,027,892.61	10,027,892.61	0.00	10,036,064.85	10,036,064.85	0.00	0.00	0.00
MB14-MBIA GR PARKWAY OPERATIONS	AR-0043	State Pool	08/31/16	Open	0.9595	8,523,708.73	8,523,708.73	0.00	8,530,655.11	8,530,655.11	0.00	0.00	0.00
MB15-FACILITIES BONDS 2016	AR-0044	State Pool	08/31/16	Open	0.9595	30,083,677.84	30,083,677.84	0.00	30,108,194.57	30,108,194.57	0.00	0.00	0.00
MB16-MOBILITY BONDS 2016	AR-0045	State Pool	08/31/16	Open	0.9595	27,082,348.13	27,082,348.13	0.00	27,104,418.92	27,104,418.92	0.00	0.00	0.00
MB17 - SR LIEN BOND 2016	AR-0046	State Pool	12/09/16	Open	0.9595	35,019,679.73	35,019,679.73	0.00	35,048,219.02	35,048,219.02	0.00	0.00	0.00
State Pool Total						<u>0.9628</u>	<u>137,401,989.95</u>	<u>137,401,989.95</u>	<u>0.00</u>	<u>195,548,001.56</u>	<u>195,548,001.56</u>	<u>0.00</u>	<u>0.00</u>
Investment Total						<u>0.9804</u>	<u>325,566,776.70</u>	<u>325,574,281.98</u>	<u>-7,505.28</u>	<u>457,932,735.24</u>	<u>457,937,770.19</u>	<u>-5,034.95</u>	<u>-351.41</u>

Open Investments

Ft. Bend County

Effective Interest - Actual Life

Receipts in Period

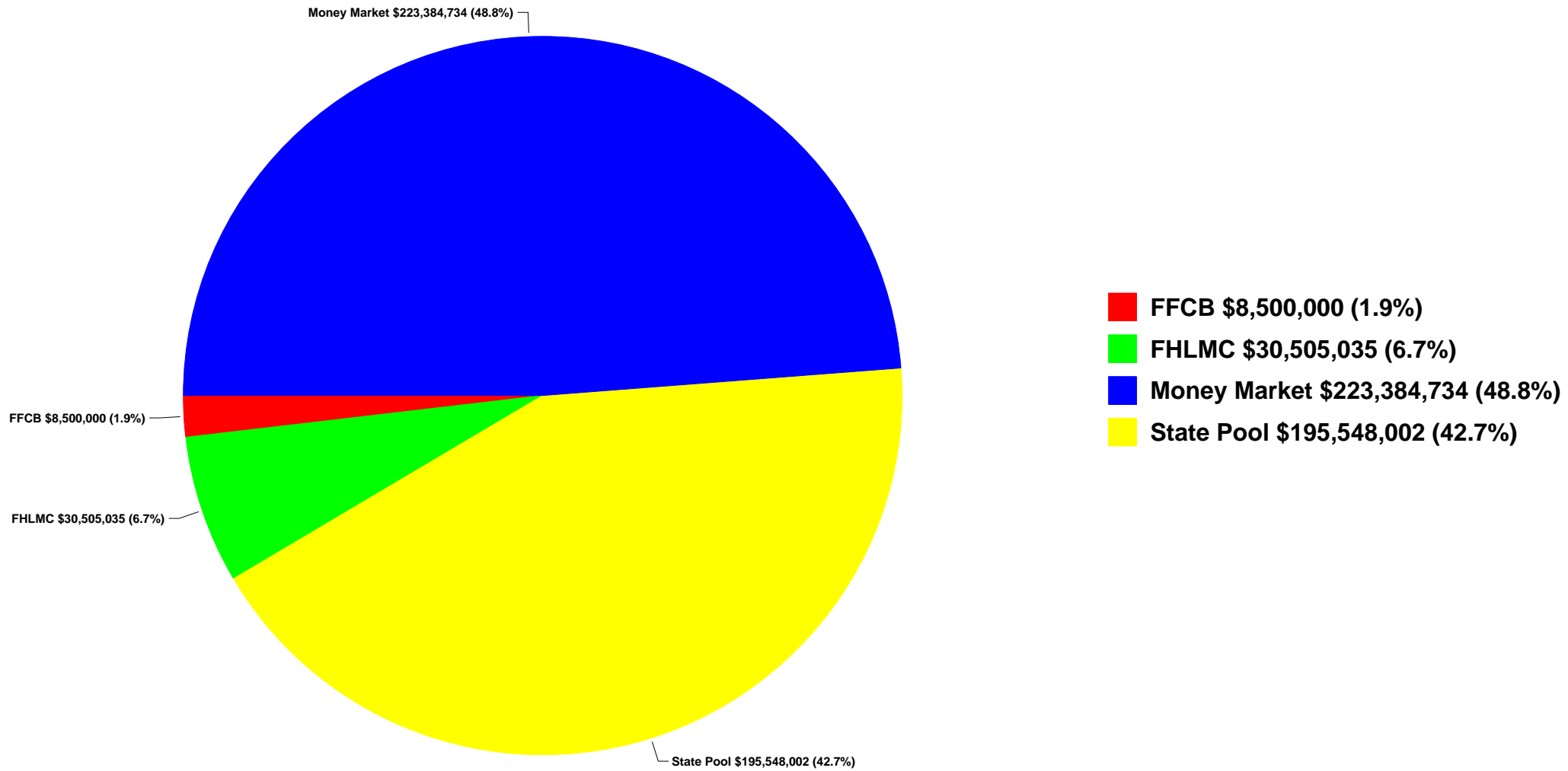
01/31/17

CUSIP	Invest Number	Security Description	Invest Class	Purchase Date	Call Date	Purchase Institut	SafeKeep Institut	Issuing Institut	Yield Matur	Yield Call	Original Unit Cost	Original Par Val/Shares	Original Princ/Cost	Orig Prem Discount	Ending Unit Price	Ending Par Val/Shares	Ending Amor Val/Cost	Unamor Prem/Dscnt
FFCB																		
3133BGTX4	16-0004	FFCB 1.08 07/05/19		07/05/16	Open	700	100	None	1.0800	1.0800	1.000000	8,500,000.00	8,500,000.00	0.00	1.000000	8,500,000.00	8,500,000.00	0.00
FFCB Total									<u>1.0800</u>	<u>1.0800</u>	<u>1.000000</u>	<u>8,500,000.00</u>	<u>8,500,000.00</u>	<u>0.00</u>	<u>1.000000</u>	<u>8,500,000.00</u>	<u>8,500,000.00</u>	<u>0.00</u>
FHLMC																		
3134G9H42	16-0002	FHLMC 0.70 12/29/17		06/30/16	Open	700	100	None	0.7000	0.7000	1.000000	10,000,000.00	10,000,000.00	0.00	1.000000	10,000,000.00	10,000,000.00	0.00
3137EAEA3	16-0001	FHLMC 0.75 04/09/18		06/29/16	Open	700	100	None	0.6790	0.6790	1.001251	6,000,000.00	6,007,505.28	-7,505.28	1.000839	6,000,000.00	6,005,034.95	-5,034.95
3134G9G76	16-0003	FHLMC 0.80 06/29/18		06/30/16	Open	1200	100	None	0.8000	0.8000	1.000000	14,500,000.00	14,500,000.00	0.00	1.000000	14,500,000.00	14,500,000.00	0.00
FHLMC Total									<u>0.7434</u>	<u>0.7434</u>	<u>1.000246</u>	<u>30,500,000.00</u>	<u>30,507,505.28</u>	<u>-7,505.28</u>	<u>1.000165</u>	<u>30,500,000.00</u>	<u>30,505,034.95</u>	<u>-5,034.95</u>
Money Market																		
Prosperity-Money Market Accts.	AR-0009	Money Market		11/30/03	Open	100	100	100	0.8500	0.8500	1.000000	12,505,577.66	12,505,577.66	0.00	1.000000	223,384,733.68	223,384,733.68	0.00
Money Market Total									<u>0.8500</u>	<u>0.8500</u>	<u>1.000000</u>	<u>12,505,577.66</u>	<u>12,505,577.66</u>	<u>0.00</u>	<u>1.000000</u>	<u>223,384,733.68</u>	<u>223,384,733.68</u>	<u>0.00</u>
State Pool																		
MB02-MBIA General	AR-0015	State Pool		11/01/08	Open	2000	2000	2000	0.9600	0.9600	1.000000	17,374,917.83	17,374,917.83	0.00	1.000000	50,314,374.53	50,314,374.53	0.00
MB03-MBIA Road & Bridge	AR-0016	State Pool		11/01/08	Open	2000	2000	2000	0.9600	0.9600	1.000000	2,856,438.24	2,856,438.24	0.00	1.000000	10,990,507.61	10,990,507.61	0.00
MB04-MBIA Drainage	AR-0017	State Pool		11/01/08	Open	2000	2000	2000	0.9600	0.9600	1.000000	1,267,218.21	1,267,218.21	0.00	1.000000	11,171,866.07	11,171,866.07	0.00
MB06-MBIA Toll Rd. Operations	AR-0019	State Pool		11/01/08	Open	2000	2000	2000	0.9600	0.9600	1.000000	3,143,377.27	3,143,377.27	0.00	1.000000	8,322,186.79	8,322,186.79	0.00
TT00-TX TERM General	AR-0022	State Pool		11/01/08	Open	2005	2005	2005	0.5800	0.5800	1.000000	10,006,437.87	10,006,437.87	0.00	1.000000	1,014.80	1,014.80	0.00
TT02-TX TERM Toll Rd. Operation	AR-0024	State Pool		11/01/08	Open	2005	2005	2005	0.5800	0.5800	0.000000	0.00	0.00	0.00	1.000000	1,013.64	1,013.64	0.00
TT04-TX TERM Road & Bridge	AR-0026	State Pool		11/01/08	Open	2005	2005	2005	0.5800	0.5800	1.000000	10,463.28	10,463.28	0.00	1.000000	1,011.80	1,011.80	0.00
TT05-TX TERM Drainage	AR-0027	State Pool		11/01/08	Open	2005	2005	2005	0.5800	0.5800	1.000000	109,774.61	109,774.61	0.00	1.000000	335.67	335.67	0.00
LOG1-Logic- General	AR-0028	State Pool		11/10/08	Open	200	200	200	0.9642	0.9642	1.000000	10,000,000.00	10,000,000.00	0.00	1.000000	1,016.69	1,016.69	0.00
LOG2-Logic-Toll Rd.Operations	AR-0029	State Pool		11/10/08	Open	200	200	200	0.9642	0.9642	1.000000	2,000,000.00	2,000,000.00	0.00	1.000000	1,022.86	1,022.86	0.00
LOG5-Logic-Drainage	AR-0032	State Pool		11/10/08	Open	200	200	200	0.9642	0.9642	1.000000	500,000.00	500,000.00	0.00	1.000000	1,016.47	1,016.47	0.00
LOG8-Logic-Road & Bridge	AR-0035	State Pool		11/10/08	Open	200	200	200	0.9642	0.9642	1.000000	1,000,000.00	1,000,000.00	0.00	1.000000	1,016.89	1,016.89	0.00
MB12-MBIA ESD 100 AGREEMENT	AR-0041	State Pool		08/31/16	Open	2000	2000	2000	0.9600	0.9600	1.000000	3,900,000.00	3,900,000.00	0.00	1.000000	3,914,065.27	3,914,065.27	0.00
MB13-MBIA ASSISTANCE DIST #1	AR-0042	State Pool		08/31/16	Open	2000	2000	2000	0.9600	0.9600	1.000000	10,000,000.00	10,000,000.00	0.00	1.000000	10,036,064.85	10,036,064.85	0.00
MB14-MBIA GR PARKWAY OPERATIONS	AR-0043	State Pool		08/31/16	Open	2000	2000	2000	0.9600	0.9600	1.000000	8,500,000.00	8,500,000.00	0.00	1.000000	8,530,655.11	8,530,655.11	0.00
MB15-FACILITIES BONDS 2016	AR-0044	State Pool		08/31/16	Open	2000	2000	2000	0.9600	0.9600	1.000000	30,000,000.00	30,000,000.00	0.00	1.000000	30,108,194.57	30,108,194.57	0.00
MB16-MOBILITY BONDS 2016	AR-0045	State Pool		08/31/16	Open	2000	2000	2000	0.9600	0.9600	1.000000	30,000,000.00	30,000,000.00	0.00	1.000000	27,104,418.92	27,104,418.92	0.00
MB17 - SR LIEN BOND 2016	AR-0046	State Pool		12/09/16	Open	2000	2000	2000	0.9600	0.9600	1.000000	35,000,000.00	35,000,000.00	0.00	1.000000	35,048,219.02	35,048,219.02	0.00
State Pool Total									<u>0.9600</u>	<u>0.9600</u>	<u>1.000000</u>	<u>165,668,627.31</u>	<u>165,668,627.31</u>	<u>0.00</u>	<u>1.000000</u>	<u>195,548,001.56</u>	<u>195,548,001.56</u>	<u>0.00</u>
Investment Total									<u>0.8941</u>	<u>0.8941</u>	<u>1.000035</u>	<u>217,174,204.97</u>	<u>217,181,710.25</u>	<u>-7,505.28</u>	<u>1.000011</u>	<u>457,932,735.24</u>	<u>457,937,770.19</u>	<u>-5,034.95</u>

Open Investments Ft. Bend County Effective Interest - Actual Life Receipts in Period 01/31/17

By Security

Open Investments \$457,937,770



FBC INVESTMENT TRAILING 12 MONTHS

Open Investments		FARMERS		FHLB	FHLMC	FNMA	FNMA DISCOUNT		State Pool	Prosperity		Prosperity - Invst. Acct.
		MAC DN	FFCB				NOTE	Money Market				
\$ 327,286,152	1/31/2016	\$ -	\$ -	\$ -	\$ -	\$ -	\$ -	\$ -	\$ 685,668	\$ 326,600,484	\$ -	
\$ 440,862,439	2/29/2016	\$ -	\$ -	\$ -	\$ -	\$ -	\$ -	\$ -	\$ 685,932	\$ 440,176,507	\$ -	
\$ 377,990,775	3/31/2016	\$ -	\$ -	\$ -	\$ -	\$ -	\$ -	\$ -	\$ 686,246	\$ 377,304,529	\$ -	
\$ 352,468,828	4/30/2016	\$ -	\$ -	\$ -	\$ -	\$ -	\$ -	\$ -	\$ 686,566	\$ 351,782,262	\$ -	
\$ 326,876,601	5/31/2016	\$ -	\$ -	\$ -	\$ -	\$ -	\$ -	\$ -	\$ 686,910	\$ 326,189,691	\$ -	
\$ 423,775,100	6/30/2016	\$ -	\$ -	\$ -	\$ 30,507,482	\$ -	\$ -	\$ -	\$ 687,266	\$ 392,580,351	\$ -	
\$ 405,130,013	7/31/2016	\$ -	\$ 8,500,000	\$ -	\$ 30,507,135	\$ -	\$ -	\$ -	\$ 687,638	\$ 365,435,240	\$ -	
\$ 381,778,053	8/31/2016	\$ -	\$ 8,500,000	\$ -	\$ 30,506,787	\$ -	\$ -	\$ -	\$ 106,090,584	\$ 236,680,683	\$ -	
\$ 355,512,703	9/30/2016	\$ -	\$ 8,500,000	\$ -	\$ 30,506,440	\$ -	\$ -	\$ -	\$ 106,157,420	\$ 210,348,843	\$ -	
\$ 329,384,202	10/31/2016	\$ -	\$ 8,500,000	\$ -	\$ 30,506,440	\$ -	\$ -	\$ -	\$ 106,231,840	\$ 184,144,857	\$ -	
\$ 304,497,868	11/30/2016	\$ -	\$ 8,500,000	\$ -	\$ 30,505,738	\$ -	\$ -	\$ -	\$ 106,304,648	\$ 159,187,483	\$ -	
\$ 325,572,163	12/31/2016	\$ -	\$ 8,500,000	\$ -	\$ 30,505,386	\$ -	\$ -	\$ -	\$ 137,401,990	\$ 149,164,787	\$ -	
\$ 457,937,770	1/31/2017	\$ -	\$ 8,500,000	\$ -	\$ 30,505,035	\$ -	\$ -	\$ -	\$ 195,548,001	\$ 223,384,734	\$ -	

Wendt, Sandra

From: Laura Turner (111) <Laura.Turner@prosperitybankusa.com>
Sent: Wednesday, January 04, 2017 8:21 AM
To: Brogdon, Jennifer; Elster, Melissa; Schultz, Patsy; Robin Vrana ; Wendt, Sandra
Subject: January interest rate

In accordance to the Depository bid, the variable interest rate for the month of January will reflect the change in the 91 day T-bill rate. The 91 day T-bill investment rate is 0.564%. Rate paid will be 0.854% (0.564% + .29) on the General Fund and all other accounts.

Laura Turner 

Assistant Vice President

Lending Assistant

Prosperity Bank

Sugar Land Banking Center

14060 Southwest Freeway

Sugar Land, TX 77478

Phone: 281-269-7200

Direct: 281-269-7254

Fax: 281-269-7108

Email: laura.turner@prosperitybankusa.com

NYSE: PB



Prosperity Bank has been ranked by Forbes as one of the country's best banks for each of the past five years, twice being named Best Bank in America in 2012 and 2014.

Handy information should the need arise.....

281-242-4762 Fastline

1.866.985.2273 To Activate & Pin your Debit Card

1.800.684.2132 Report your card Lost/Stolen ATM/Debit Card

1.800.531.1401 Customer Service Center Mon-->Fri. 7am-7pm & Sat. 9am-5pm (can also assist with debit card issues).



Daily Rates

January 2017

TXCLASS

Average Monthly Yield: 0.96%

Date	Dividend Rate	Annual Yield
01-Jan-17	0.000024734	0.91%
02-Jan-17	0.000024734	0.91%
03-Jan-17	0.000025055	0.92%
04-Jan-17	0.000025046	0.92%
05-Jan-17	0.000025435	0.93%
06-Jan-17	0.000025600	0.94%
07-Jan-17	0.000025600	0.94%
08-Jan-17	0.000025600	0.94%
09-Jan-17	0.000026156	0.96%
10-Jan-17	0.000026062	0.95%
11-Jan-17	0.000026201	0.96%
12-Jan-17	0.000026361	0.96%
13-Jan-17	0.000026433	0.97%
14-Jan-17	0.000026433	0.97%
15-Jan-17	0.000026433	0.97%
16-Jan-17	0.000026433	0.97%
17-Jan-17	0.000026383	0.97%
18-Jan-17	0.000026735	0.98%
19-Jan-17	0.000027009	0.99%
20-Jan-17	0.000027009	0.99%
21-Jan-17	0.000027009	0.99%
22-Jan-17	0.000027009	0.99%
23-Jan-17	0.000026735	0.98%
24-Jan-17	0.000026740	0.98%
25-Jan-17	0.000026855	0.98%
26-Jan-17	0.000027008	0.99%
27-Jan-17	0.000026606	0.97%
28-Jan-17	0.000026606	0.97%
29-Jan-17	0.000026606	0.97%
30-Jan-17	0.000027008	0.99%
31-Jan-17	0.000027008	0.99%

Current Rates:

As of January 31, 2017

Current Yield¹	<u>0.60%</u>
One-Day Yield¹	<u>0.59%</u>
Allocation Factor¹	<u>0.000016090</u>

Historical Rates

Monthly Distribution Yields²

	<u>2008</u>	<u>2009</u>	<u>2010</u>	<u>2011</u>	<u>2012</u>	<u>2013</u>	<u>2014</u>	<u>2015</u>	<u>2016</u>	<u>2017</u>
January	4.27%	1.14%	0.17%	0.14%	0.08%	0.12%	0.04%	0.07%	0.35%	0.58%
February	3.57%	0.83%	0.17%	0.17%	0.10%	0.10%	0.04%	0.08%	0.39%	
March	2.98%	0.74%	0.18%	0.14%	0.10%	0.10%	0.04%	0.09%	0.41%	
April	2.51%	0.63%	0.19%	0.10%	0.10%	0.08%	0.04%	0.09%	0.42%	
May	2.36%	0.55%	0.19%	0.09%	0.12%	0.08%	0.04%	0.09%	0.43%	
June	2.26%	0.50%	0.21%	0.09%	0.13%	0.05%	0.04%	0.09%	0.44%	
July	2.29%	0.42%	0.23%	0.06%	0.13%	0.05%	0.05%	0.10%	0.45%	
August	2.39%	0.41%	0.24%	0.08%	0.13%	0.05%	0.06%	0.11%	0.47%	
September	2.38%	0.37%	0.21%	0.07%	0.13%	0.05%	0.06%	0.13%	0.50%	
October	2.65%	0.27%	0.19%	0.07%	0.13%	0.04%	0.06%	0.15%	0.47%	
November	2.13%	0.26%	0.17%	0.08%	0.13%	0.04%	0.06%	0.15%	0.45%	
December	1.79%	0.23%	0.15%	0.11%	0.13%	0.04%	0.07%	0.23%	0.50%	

**Call Toll-Free
1-866-TEX-TERM**

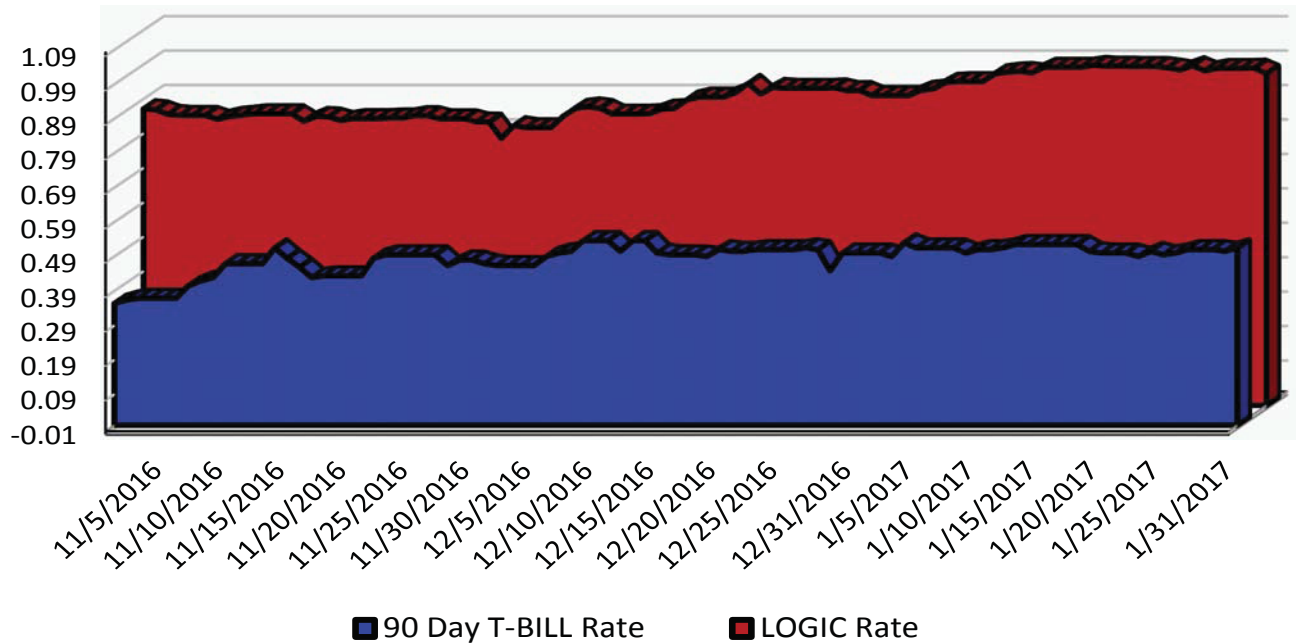
Past performance is not indicative of future results and yields may vary.

(1) The current yield, which is also known as the current annualized yield or current seven-day yield, represents the net change, exclusive of capital changes and income other than investment income, in the value of a hypothetical account with a balance of one share (normally \$1.00 per share) over a seven-day base period expressed as a percentage of the value of one share at the beginning of the seven-day period. This resulting net change in account value is then annualized by multiplying it by 365 and dividing the result by 7. The yields shown may reflect fee waivers by service providers that subsidize and reduce the total operating expenses of the TexasDAILY portfolio. Portfolio yields would be lower if there were no such waivers. The allocation factor represents the daily net income dividend declared by the TexasDAILY portfolio divided by the portfolio's daily net assets. The one-day yield represents the allocation factor of the TexasDAILY portfolio divided by the daily net asset value per share (normally \$1.00) multiplied by 365. Unlike the current yield—which excludes capital changes and income other than investment income—the allocation factor and one-day yield are inclusive of capital changes and any income other than investment income.

(2) The monthly distribution yield represents the sum of a month's one-day allocation factors divided by the number of days in that month, and multiplied by 365. The yields shown may reflect fee waivers by service providers that subsidize and reduce the total operating expenses of the TexasDAILY portfolio. Portfolio yields would be lower if there were no such waivers.

*This information is for institutional investor use only, not for further distribution to retail investors, and does not represent an offer to sell or a solicitation of an offer to buy or sell any fund or other security. Investors should consider the Pool's investment objectives, risks, charges and expenses before investing. This and other information about the Pool is available in the Pool's Information Statement, which should be read carefully before investing. A copy of the Pool's Information Statement may be obtained by calling 1-866-839-8376 or is available on the Pool's website at www.texasterm.net. While TexasDAILY seeks to maintain a stable net asset value of \$1.00 per share and TexasTERM seeks to achieve a net asset value of \$1.00 per share at its stated maturity, it is possible to lose money investing in the Pool. An investment in the Pool is not insured or guaranteed by the Federal Deposit Insurance Corporation or any other government agency. Shares of the Pool are distributed by **PFM Fund Distributors, Inc.**, member Financial Industry Regulatory Authority (FINRA) (www.finra.org) and Securities Investor Protection Corporation (SIPC) (www.sipc.org). PFM Fund Distributors, Inc. is a wholly owned subsidiary of PFM Asset Management LLC.*

LOGIC versus 90-Day Treasury Bill



This material is for information purposes only. This information does not represent an offer to buy or sell a security. The above rate information is obtained from sources that are believed to be reliable; however, its accuracy or completeness may be subject to change. The LOGIC management fee may be waived in full or in part at the discretion of the LOGIC co-administrators and the LOGIC rate for the period shown reflects waiver of fees. This table represents historical investment performance/return to the customer, net of fees, and is not an indication of future performance. An investment in the security is not insured or guaranteed by the Federal Deposit Insurance Corporation or any other government agency. Although the issuer seeks to preserve the value of an investment at \$1.00 per share, it is possible to lose money by investing in the security. Information about these and other program details are in the fund's Information Statement which should be read carefully before investing. The yield on the 90-Day Treasury Bill ("T-Bill Yield") is shown for comparative purposes only. When comparing the investment returns of the LOGIC pool to the T-Bill Yield, you should know that the LOGIC pool consist of allocations of specific diversified securities as detailed in the respective Information Statements. The T-Bill Yield is taken from Bloomberg Finance L.P. and represents the daily closing yield on the then current 90-day T-Bill.

Daily Summary for January 2017

Date	Mny Mkt Fund Equiv. [SEC Std.]	Daily Allocation Factor	LOGIC Invested Balance	Market Value Per Share	WAM Days (1)*	WAM Days (2)*
1/1/2017	0.8999%	0.000024654	\$5,345,321,204.93	1.000291	26	61
1/2/2017	0.8999%	0.000024654	\$5,345,321,204.93	1.000291	26	61
1/3/2017	0.9150%	0.000025068	\$5,418,170,426.66	1.000329	26	62
1/4/2017	0.9188%	0.000025172	\$5,505,946,052.96	1.000296	27	64
1/5/2017	0.9379%	0.000025696	\$5,537,622,513.93	1.000267	32	68
1/6/2017	0.9401%	0.000025757	\$5,511,907,899.28	1.000234	33	71
1/7/2017	0.9401%	0.000025757	\$5,511,907,899.28	1.000234	33	71
1/8/2017	0.9401%	0.000025757	\$5,511,907,899.28	1.000234	33	71
1/9/2017	0.9628%	0.000026377	\$5,545,894,288.60	1.000251	34	71
1/10/2017	0.9678%	0.000026516	\$5,551,028,700.68	1.000252	34	74
1/11/2017	0.9700%	0.000026576	\$5,540,583,839.24	1.000266	35	73
1/12/2017	0.9657%	0.000026458	\$5,596,824,112.45	1.000269	35	72
1/13/2017	0.9822%	0.000026909	\$5,604,302,991.30	1.000226	34	71
1/14/2017	0.9822%	0.000026909	\$5,604,302,991.30	1.000226	34	71
1/15/2017	0.9822%	0.000026909	\$5,604,302,991.30	1.000226	34	71
1/16/2017	0.9822%	0.000026909	\$5,604,302,991.30	1.000226	34	71
1/17/2017	0.9874%	0.000027053	\$5,615,274,217.92	1.000267	36	72
1/18/2017	0.9851%	0.000026988	\$5,667,687,341.63	1.000270	36	71
1/19/2017	0.9852%	0.000026992	\$5,669,265,480.31	1.000261	35	71
1/20/2017	0.9845%	0.000026973	\$5,709,838,849.07	1.000224	34	68
1/21/2017	0.9845%	0.000026973	\$5,709,838,849.07	1.000224	34	68
1/22/2017	0.9845%	0.000026973	\$5,709,838,849.07	1.000224	34	68
1/23/2017	0.9800%	0.000026850	\$5,723,126,077.93	1.000265	33	67
1/24/2017	0.9741%	0.000026687	\$5,746,661,749.67	1.000264	32	66
1/25/2017	0.9864%	0.000027025	\$5,810,616,554.21	1.000257	34	68
1/26/2017	0.9718%	0.000026626	\$5,956,514,129.61	1.000249	33	65
1/27/2017	0.9785%	0.000026809	\$6,039,826,412.78	1.000210	36	67
1/28/2017	0.9785%	0.000026809	\$6,039,826,412.78	1.000210	36	67
1/29/2017	0.9785%	0.000026809	\$6,039,826,412.78	1.000210	36	67
1/30/2017	0.9794%	0.000026832	\$6,074,793,278.78	1.000238	35	66
1/31/2017	0.9640%	0.000026412	\$6,257,691,371.71	1.000210	37	66
Average	0.9642%	0.000026416	\$5,680,976,580.48		33	68

Prosperity Bank
Money Market Accounts
January 31, 2017

FUND	DESCRIPTION	BEGINNING BALANCE	DEPOSITS	WITH- DRAWALS	INTEREST	ENDING BALANCE
100	General Operating	41,612,496.30	185,475,362.23	137,790,314.03	47,703.66	89,345,248.16
150	Juvenile Operations	13,324,689.66	446,941.65	1,124,055.61	9,204.34	12,656,780.04
155	Road & Bridge	2,513,095.89	11,738,627.10	9,373,773.63	2,548.98	4,880,498.34
160	Drainage District	2,737,239.65	9,216,361.64	8,475,056.58	2,003.72	3,480,548.43
165	Lateral Road	805,748.20	-	-	581.02	806,329.22
170	Statue Restoration	4,320.05	-	-	3.12	4,323.17
175	City Water Assistance	25,520.30	248.00	445.06	18.27	25,341.51
185	Entex Contributions	4.40	-	-	-	4.40
190	H L & P Assistance	3,895.41	123.98	229.33	2.75	3,792.81
195	County Law Library	1,186,335.54	29,222.87	24,591.43	859.32	1,191,826.30
200	Law Enforcement Academy	463,328.94	51,858.00	14,392.50	334.47	501,128.91
360	Law Enforcement Training	147,662.87	-	-	106.48	147,769.35
215	Library Donations	122,837.00	4,278.52	3,971.19	88.47	123,232.80
225	FBC Asset Forfeiture-Task-State	950,770.22	317,364.01	2,670.60	899.72	1,266,363.35
235	Probate Court Training	93,243.12	650.00	-	67.53	93,960.65
245	Alert Program-Juvenile	51,265.93	-	-	202.04	51,467.97
255	D A Asset Forfeiture-Fed.	51.89	-	-	0.04	51.93
265	Gus George Memorial	4,708.39	-	-	3.40	4,711.79
275	D A Special Fund Run	17,939.90	-	-	12.94	17,952.84
280	Co.Atty.Supplemental Salary	216,265.17	-	5,475.35	153.76	210,943.58
290	VIT Interest (Tax Coll)	2,574.91	2,150.21	-	2.91	4,728.03
300	FBC Elections	897,814.59	7,220.20	4,815.21	649.64	900,869.22
305	FBC Asset Forfeiture-Task-Fed.	621.72	12,500.00	1,305.00	7.96	11,824.68
310	Sheriff Ofc/Forfeiture-Assets-St.	298,822.04	5,488.14	14,600.00	211.85	289,922.03
315	Sheriff Ofc/Forfeiture-Assets-Fed.	321,547.84	-	-	231.87	321,779.71
320	Constable Pct. 2 F/A	2,342.98	-	-	1.69	2,344.67
335	DA Asset Forfeiture-State	193,966.11	-	3,434.89	138.47	190,669.69
810	Toll Road Operations	24,838,707.61	2,841,137.37	713,148.87	18,932.93	26,985,629.04
390	Child Protective Service IV-E	99,150.52	-	-	71.50	99,222.02
402	Hope 3 Program Sales	5,487.95	-	-	3.96	5,491.91
410	Child Support IVD Reimb.	249,017.71	-	127.49	179.48	249,069.70
415	Local Law Enf.Block Grant	80,311.76	-	668.00	57.47	79,701.23

Prosperity Bank
Money Market Accounts
January 31, 2017

440	Supervision	2,728,419.14	224,012.29	427,134.39	1,824.38	2,527,121.42
205	Surface Water Supply Corp.	7,807.76	-	-	5.63	7,813.39
TREA	Treasurer's Account	4,581,963.05	12,498,697.96	11,709,765.18	1,927.40	5,372,823.23
INVE	FBC Investment Account	1.96	45,900.00	45,901.96	6.44	6.44
850M	Boon-Chapman Medical	953,220.63	4,000,000.00	2,622,513.53	1,261.10	2,331,968.20
850D	Boon-Chapman Dental	1,069,190.74	352.80	171,362.95	712.13	898,892.72
882	Boon-Chapman 125	147,074.76	54,834.20	79,558.49	104.63	122,455.10
884	Fee Officer's Account	902,372.40	1,687,935.95	1,601,266.51	-	989,041.84
912	JP Credit Card Processing	41,371.97	221,497.98	215,879.09	49.02	47,039.88
908	EMS Credit Card Processing	19,647.14	38,703.33	39,822.56	12.83	18,540.74
600/605	Debt Service Account	8,700,901.06	24,721,109.81	-	17,175.67	33,439,186.54
GAS	FBC Fuel Account (Susser)	3.43	227,204.09	227,207.52	9.79	9.79
332	Fire Marshal St. Ass't. Forfeiture	658.45	-	-	0.47	658.92
JP04	JP #4 E-Filing	1,146.91	1,716.00	2,826.91	0.46	36.46
DACC	D A Credit Card Processing	1,687.77	6,367.20	4,955.71	1.24	3,100.50
PTCC	Public Transportation Credit Cards	37.34	1,312.62	1,130.30	0.21	219.87
CSCC	CSCD Credit Card	70,791.24	116,451.42	90,916.58	50.06	96,376.14
LBCC	Library Credit Card	1,488.94	10,612.25	10,343.85	1.48	1,758.82
JUCC	Juvenile Credit Card	358.96	2,704.06	2,650.32	0.40	413.10
815	Grand Pkwy Toll Road Ops	7,101,010.76	2,560,394.72	1,766,927.91	5,446.22	7,899,923.79
145	Emergency Svc Dist 100	28,648.79	342,154.94	153,345.35	154.62	217,613.00
130	Assistant Dist Number 1	3,905,535.87	284,287.02	1,500.00	2,941.67	4,191,264.56
131	Assistant Dist Number 2	1,463,303.57	64,193.43	1,100.00	1,083.00	1,527,480.00
133	Assistant Dist Number 4	549,822.78	10,609.21	425.00	400.91	560,407.90
134	Assistant Dist Number 5	118,244.02	4,149.20	425.00	86.83	122,055.05
800S	Sr. Lien Toll Rd Rev Bonds 2012	811.17	-	811.17	0.03	0.03
805	Grand Pkwy Toll RD Rev Bond	5,491,902.84	-	248,452.69	3,838.76	5,247,288.91
206	Industrial Development Corp	131,309.39	-	-	94.69	131,404.08
135	Assistant Dist Number 6	2,111,960.62	129,881.00	557,132.28	1,467.23	1,686,176.57
CCCS	Non Fee Officer CC Clearing Acct	125,499.24	37,016.15	76,100.13	88.49	86,503.75
801	Sr. Lien Toll Rd Rev Bonds 2014	4,255,187.13	-	1,448,459.69	2,461.76	2,809,189.20
802	Sr. Lien Toll Rd Rev Bonds 2016	4,442,057.89	-	2,307,339.63	1,927.57	2,136,645.83
JPMT	Juror Payments	20,505.52	-	10,411.52	12.84	10,106.84

Prosperity Bank
Money Market Accounts
January 31, 2017

	Engineering Permitting E-Check	3,171.92	900.00	961.92	2.53	3,112.53
208	East FBC Development	-	-	-	-	-
742	Facilities Bonds 2016	6,718,058.52	-	1,422,135.68	4,428.92	5,300,351.76
744	Mobility Bonds 2016	2,197,828.50	-	554,919.20	1,310.00	1,644,219.30
	Total	149,164,786.75	257,442,531.55	183,356,757.79	134,173.17	223,384,733.68