

# Investment Report

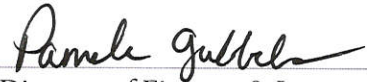
## Ft. Bend County

02/01/18 - 02/28/18

This report summarizes the investment position of Ft. Bend County for the period 02/01/18 to 02/28/18.

	01/31/18	02/28/18
Book Value	457,667,331.19	736,151,296.02
Market Value	457,487,184.24	735,981,582.87
Par Value	457,666,529.24	736,150,847.87
Change in Market Value		10,080.00
Weighted Average Maturity (in Days)	16	9
Weighted Average Yield-to-Maturity of Portfolio	1.6892%	1.7045%
Yield-to-Maturity of 90 Day T-Bill	0.0000%	0.0000%
Accrued Interest		20,556.67

This report is presented in accordance with the Texas Government Code Title 10 Section 2256.023. The below signed hereby certify that, to the best of their knowledge on the date this report was created, Ft. Bend County is in compliance with the provisions of Government Code 2256 and with the stated policies and strategies of Ft. Bend County.



Director of Finance & Investments

5-8-18

Date



County Treasurer

5/9/2018

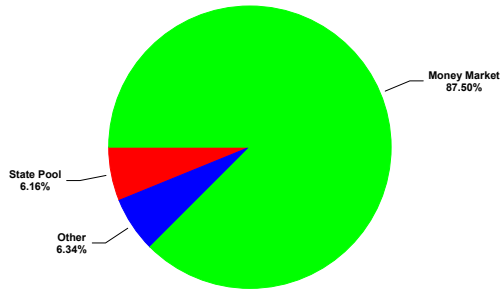
Date

# Investment Report

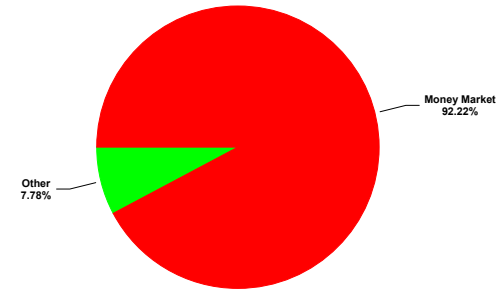
## Ft. Bend County

02/01/18 - 02/28/18


### Portfolio Composition - 01/31/18



### Portfolio Composition - 02/28/18

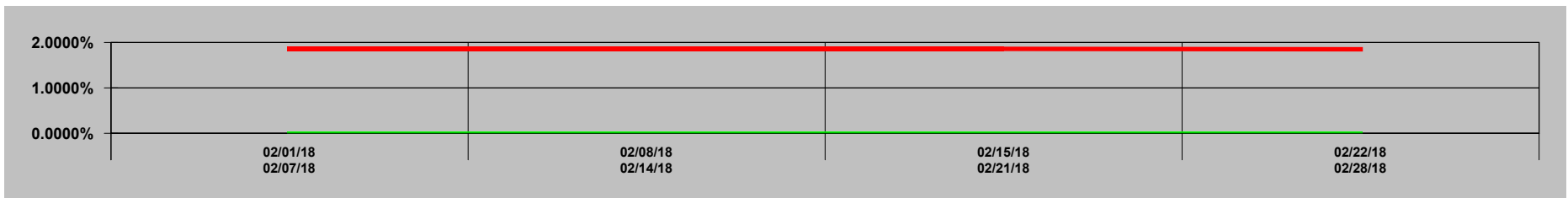


### Maturity Aging - 01/31/18 vs 02/28/18



■ Previous Period ■ Current Period

### Portfolio Performance - 02/01/18 to 02/28/18



■ Portfolio ■ 90 Day T-Bill

# GASB 31 Compliance Ft. Bend County

Effective Interest - Actual Life  
Receipts in Period  
02/01/18 - 02/28/18

CUSIP	Invest Number	Security Description	Purchase Date	Sale Date	Valuation Method	Yield Earned	Price Source 02/01/18	Beginning Unit Price	Par Value On 02/01/18	Reported Value 02/01/18	Purchase Cost	Sales Proceeds	Ending Unit Price	Par Value On 02/28/18	Price Source 02/28/18	Reported Value 02/28/18	Change in Fair Value	Interest	Net Investment Income
3137EAEA3	16-0001	FHLMC 0.75 04/09/18	06/29/16	Open	Fair Value	1.4455	FTI	0.998680	6,000,000.00	5,992,080.00	0.00	0.00	0.999260	6,000,000.00	FTI	5,995,560.00	3,480.00	3,750.00	7,230.00
3134G9G76	16-0003	FHLMC 0.80 06/29/18	06/30/16	Open	Fair Value	1.5080	FTI	0.996320	14,500,000.00	14,446,640.00	0.00	0.00	0.996910	14,500,000.00	FTI	14,455,195.00	8,555.00	9,666.67	18,221.67
3133EGJX4	16-0004	FFCB 1.08 07/05/19	07/05/16	Open	Fair Value	0.7843	FTI	0.986110	8,500,000.00	8,381,935.00	0.00	0.00	0.985880	8,500,000.00	FTI	8,379,980.00	-1,955.00	7,140.00	5,185.00
Prosperity-Money Market Accts.	AR-0009	Money Market	11/30/03	Open	Fair Value	1.9475	Manual	1.000000	400,452,046.86	400,452,046.86	0.00	-278,449,406.77	1.000000	678,901,453.63	Manual	678,901,453.63	0.00	613,089.14	613,089.14
MB02-MBIA General	AR-0015	State Pool	11/01/08	Open	Fair Value	1.6185	Manual	1.000000	7,570,101.65	7,570,101.65	0.00	-9,399.17	1.000000	7,579,500.82	Manual	7,579,500.82	0.00	9,399.17	9,399.17
MB03-MBIA Road & Bridge	AR-0016	State Pool	11/01/08	Open	Fair Value	1.6183	Manual	1.000000	51,221.89	51,221.89	0.00	-63.59	1.000000	51,285.48	Manual	51,285.48	0.00	63.59	63.59
MB04-MBIA Drainage	AR-0017	State Pool	11/01/08	Open	Fair Value	1.6185	Manual	1.000000	734,823.37	734,823.37	0.00	-912.37	1.000000	735,735.74	Manual	735,735.74	0.00	912.37	912.37
MB06-MBIA Toll Rd. Operations	AR-0019	State Pool	11/01/08	Open	Fair Value	1.6185	Manual	1.000000	8,422,869.72	8,422,869.72	0.00	-10,457.98	1.000000	8,433,327.70	Manual	8,433,327.70	0.00	10,457.98	10,457.98
TT00-TX TERM General	AR-0022	State Pool	11/01/08	Open	Fair Value	1.3997	Manual	1.000000	1,024.42	1,024.42	0.00	-1.10	1.000000	1,025.52	Manual	1,025.52	0.00	1.10	1.10
TT02-TX TERM Toll Rd. Operation	AR-0024	State Pool	11/01/08	Open	Fair Value	1.4013	Manual	1.000000	1,023.26	1,023.26	0.00	-1.10	1.000000	1,024.36	Manual	1,024.36	0.00	1.10	1.10
TT04-TX TERM Road & Bridge	AR-0026	State Pool	11/01/08	Open	Fair Value	1.4039	Manual	1.000000	1,021.38	1,021.38	0.00	-1.10	1.000000	1,022.48	Manual	1,022.48	0.00	1.10	1.10
TT05-TX TERM Drainage	AR-0027	State Pool	11/01/08	Open	Fair Value	1.3849	Manual	1.000000	338.85	338.85	0.00	-0.36	1.000000	339.21	Manual	339.21	0.00	0.36	0.36
LOG1-Logic- General	AR-0028	State Pool	11/10/08	Open	Fair Value	1.5897	Manual	1.000000	5,395,570.45	5,395,570.45	0.00	-6,580.18	1.000000	5,402,150.63	Manual	5,402,150.63	0.00	6,580.18	6,580.18
LOG2-Logic-Toll Rd.Operations	AR-0029	State Pool	11/10/08	Open	Fair Value	1.5860	Manual	1.000000	1,035.61	1,035.61	0.00	-1.26	1.000000	1,036.87	Manual	1,036.87	0.00	1.26	1.26
LOG5-Logic-Drainage	AR-0032	State Pool	11/10/08	Open	Fair Value	1.5833	Manual	1.000000	1,029.14	1,029.14	0.00	-1.25	1.000000	1,030.39	Manual	1,030.39	0.00	1.25	1.25
LOG8-Logic-Road & Bridge	AR-0035	State Pool	11/10/08	Open	Fair Value	1.5826	Manual	1.000000	1,029.56	1,029.56	0.00	-1.25	1.000000	1,030.81	Manual	1,030.81	0.00	1.25	1.25
MB12-MBIA ESD 100 AGREEMENT	AR-0041	State Pool	08/31/16	Open	Fair Value	1.6185	Manual	1.000000	937,689.49	937,689.49	0.00	-1,164.26	1.000000	938,853.75	Manual	938,853.75	0.00	1,164.26	1,164.26
MB13-MBIA ASSISTANCE DIST #1	AR-0042	State Pool	08/31/16	Open	Fair Value	1.6184	Manual	1.000000	86,657.86	86,657.86	0.00	-107.59	1.000000	86,765.45	Manual	86,765.45	0.00	107.59	107.59
MB14-MBIA GR PARKWAY OPERATIONS	AR-0043	State Pool	08/31/16	Open	Fair Value	1.6185	Manual	1.000000	4,595,416.23	4,595,416.23	0.00	-5,705.75	1.000000	4,601,121.98	Manual	4,601,121.98	0.00	5,705.75	5,705.75
MB15-FACILITIES BONDS 2016	AR-0044	State Pool	08/31/16	Open	Fair Value	1.6183	Manual	1.000000	225,604.82	225,604.82	0.00	-280.09	1.000000	225,884.91	Manual	225,884.91	0.00	280.09	280.09
MB16-MOBILITY BONDS 2016	AR-0045	State Pool	08/31/16	Open	Fair Value	1.6185	Manual	1.000000	188,024.68	188,024.68	0.00	-233.46	1.000000	188,258.14	Manual	188,258.14	0.00	233.46	233.46
MB17 - SR LIEN BOND 2016	AR-0046	State Pool	12/09/16	Open	Fair Value	0.0000	Manual	0.000000	0.00	0.00	0.00	0.00	0.000000	0.00	Manual	0.00	0.00	0.00	0.00
<b>Investment Total</b>						<b>1.8843</b>		<b>0.999608</b>	<b>457,666,529.24</b>	<b>457,487,184.24</b>	<b>0.00</b>	<b>-278,484,318.63</b>	<b>0.999770</b>	<b>736,150,847.87</b>		<b>735,981,582.87</b>	<b>10,080.00</b>	<b>668,557.67</b>	<b>678,637.67</b>

# Portfolio Position

## Ft. Bend County

Effective Interest - Actual Life  
Receipts in Period  
02/01/18 - 02/28/18

CUSIP	Invest Number	Security Description	Purchase Date	Call Date	Par Value On 02/01/18	Par Value On 02/28/18	Market Val On 02/01/18	Market Val On 02/28/18	Purchase Cost	Sales Proceeds	Original Princ/Cost	Amor Value On 02/01/18	Amor Value On 02/28/18
<b>130 - Assistance Dist #1</b>													
<b>State Pool</b>													
MB13-MBIA ASSISTANCE DIST #1	AR-0042	State Pool	08/31/16	Open	<u>86,657.86</u>	<u>86,765.45</u>	<u>86,657.86</u>	<u>86,765.45</u>	<u>0.00</u>	<u>0.00</u>	<u>10,000,000.00</u>	<u>86,657.86</u>	<u>86,765.45</u>
<b>State Pool Total</b>					<b><u>86,657.86</u></b>	<b><u>86,765.45</u></b>	<b><u>86,657.86</u></b>	<b><u>86,765.45</u></b>	<b><u>0.00</u></b>	<b><u>0.00</u></b>	<b><u>10,000,000.00</u></b>	<b><u>86,657.86</u></b>	<b><u>86,765.45</u></b>
<b>130 - Assistance Dist #1 Total</b>					<b><u>86,657.86</u></b>	<b><u>86,765.45</u></b>	<b><u>86,657.86</u></b>	<b><u>86,765.45</u></b>	<b><u>0.00</u></b>	<b><u>0.00</u></b>	<b><u>10,000,000.00</u></b>	<b><u>86,657.86</u></b>	<b><u>86,765.45</u></b>
<b>145 - ESD 100 Agreement</b>													
<b>State Pool</b>													
MB12-MBIA ESD 100 AGREEMENT	AR-0041	State Pool	08/31/16	Open	<u>937,689.49</u>	<u>938,853.75</u>	<u>937,689.49</u>	<u>938,853.75</u>	<u>0.00</u>	<u>0.00</u>	<u>3,900,000.00</u>	<u>937,689.49</u>	<u>938,853.75</u>
<b>State Pool Total</b>					<b><u>937,689.49</u></b>	<b><u>938,853.75</u></b>	<b><u>937,689.49</u></b>	<b><u>938,853.75</u></b>	<b><u>0.00</u></b>	<b><u>0.00</u></b>	<b><u>3,900,000.00</u></b>	<b><u>937,689.49</u></b>	<b><u>938,853.75</u></b>
<b>145 - ESD 100 Agreement Total</b>					<b><u>937,689.49</u></b>	<b><u>938,853.75</u></b>	<b><u>937,689.49</u></b>	<b><u>938,853.75</u></b>	<b><u>0.00</u></b>	<b><u>0.00</u></b>	<b><u>3,900,000.00</u></b>	<b><u>937,689.49</u></b>	<b><u>938,853.75</u></b>
<b>810 - FBC Toll Road Operations</b>													
<b>State Pool</b>													
TT02-TX TERM Toll Rd. Operation	AR-0024	State Pool	11/01/08	Open	<u>0.00</u>	<u>0.00</u>	<u>0.00</u>	<u>0.00</u>	<u>0.00</u>	<u>0.00</u>	<u>0.00</u>	<u>0.00</u>	<u>0.00</u>
<b>State Pool Total</b>					<b><u>0.00</u></b>	<b><u>0.00</u></b>	<b><u>0.00</u></b>	<b><u>0.00</u></b>	<b><u>0.00</u></b>	<b><u>0.00</u></b>	<b><u>0.00</u></b>	<b><u>0.00</u></b>	<b><u>0.00</u></b>
<b>810 - FBC Toll Road Operations Total</b>					<b><u>0.00</u></b>	<b><u>0.00</u></b>	<b><u>0.00</u></b>	<b><u>0.00</u></b>	<b><u>0.00</u></b>	<b><u>0.00</u></b>	<b><u>0.00</u></b>	<b><u>0.00</u></b>	<b><u>0.00</u></b>
<b>742 - Facilities Bond Projects 2016</b>													
<b>State Pool</b>													
MB15-FACILITIES BONDS 2016	AR-0044	State Pool	08/31/16	Open	<u>225,604.82</u>	<u>225,884.91</u>	<u>225,604.82</u>	<u>225,884.91</u>	<u>0.00</u>	<u>0.00</u>	<u>30,000,000.00</u>	<u>225,604.82</u>	<u>225,884.91</u>
<b>State Pool Total</b>					<b><u>225,604.82</u></b>	<b><u>225,884.91</u></b>	<b><u>225,604.82</u></b>	<b><u>225,884.91</u></b>	<b><u>0.00</u></b>	<b><u>0.00</u></b>	<b><u>30,000,000.00</u></b>	<b><u>225,604.82</u></b>	<b><u>225,884.91</u></b>
<b>742 - Facilities Bond Projects 2016 Total</b>					<b><u>225,604.82</u></b>	<b><u>225,884.91</u></b>	<b><u>225,604.82</u></b>	<b><u>225,884.91</u></b>	<b><u>0.00</u></b>	<b><u>0.00</u></b>	<b><u>30,000,000.00</u></b>	<b><u>225,604.82</u></b>	<b><u>225,884.91</u></b>
<b>815 - Grand Parkway Operations</b>													
<b>State Pool</b>													
MB14-MBIA GR PARKWAY OPERATIONS	AR-0043	State Pool	08/31/16	Open	<u>4,595,416.23</u>	<u>4,601,121.98</u>	<u>4,595,416.23</u>	<u>4,601,121.98</u>	<u>0.00</u>	<u>0.00</u>	<u>8,500,000.00</u>	<u>4,595,416.23</u>	<u>4,601,121.98</u>
<b>State Pool Total</b>					<b><u>4,595,416.23</u></b>	<b><u>4,601,121.98</u></b>	<b><u>4,595,416.23</u></b>	<b><u>4,601,121.98</u></b>	<b><u>0.00</u></b>	<b><u>0.00</u></b>	<b><u>8,500,000.00</u></b>	<b><u>4,595,416.23</u></b>	<b><u>4,601,121.98</u></b>
<b>815 - Grand Parkway Operations Total</b>					<b><u>4,595,416.23</u></b>	<b><u>4,601,121.98</u></b>	<b><u>4,595,416.23</u></b>	<b><u>4,601,121.98</u></b>	<b><u>0.00</u></b>	<b><u>0.00</u></b>	<b><u>8,500,000.00</u></b>	<b><u>4,595,416.23</u></b>	<b><u>4,601,121.98</u></b>
<b>LOG5 - LOGIC DRAINAGE</b>													
<b>State Pool</b>													
LOG5-Logic-Drainage	AR-0032	State Pool	11/10/08	Open	<u>1,029.14</u>	<u>1,030.39</u>	<u>1,029.14</u>	<u>1,030.39</u>	<u>0.00</u>	<u>0.00</u>	<u>500,000.00</u>	<u>1,029.14</u>	<u>1,030.39</u>
<b>State Pool Total</b>					<b><u>1,029.14</u></b>	<b><u>1,030.39</u></b>	<b><u>1,029.14</u></b>	<b><u>1,030.39</u></b>	<b><u>0.00</u></b>	<b><u>0.00</u></b>	<b><u>500,000.00</u></b>	<b><u>1,029.14</u></b>	<b><u>1,030.39</u></b>
<b>LOG5 - LOGIC DRAINAGE Total</b>					<b><u>1,029.14</u></b>	<b><u>1,030.39</u></b>	<b><u>1,029.14</u></b>	<b><u>1,030.39</u></b>	<b><u>0.00</u></b>	<b><u>0.00</u></b>	<b><u>500,000.00</u></b>	<b><u>1,029.14</u></b>	<b><u>1,030.39</u></b>
<b>LOG1 - LOGIC GENERAL</b>													
<b>State Pool</b>													
LOG1-Logic-General	AR-0028	State Pool	11/10/08	Open	<u>5,395,570.45</u>	<u>5,402,150.63</u>	<u>5,395,570.45</u>	<u>5,402,150.63</u>	<u>0.00</u>	<u>0.00</u>	<u>10,000,000.00</u>	<u>5,395,570.45</u>	<u>5,402,150.63</u>
<b>State Pool Total</b>					<b><u>5,395,570.45</u></b>	<b><u>5,402,150.63</u></b>	<b><u>5,395,570.45</u></b>	<b><u>5,402,150.63</u></b>	<b><u>0.00</u></b>	<b><u>0.00</u></b>	<b><u>10,000,000.00</u></b>	<b><u>5,395,570.45</u></b>	<b><u>5,402,150.63</u></b>
<b>LOG1 - LOGIC GENERAL Total</b>					<b><u>5,395,570.45</u></b>	<b><u>5,402,150.63</u></b>	<b><u>5,395,570.45</u></b>	<b><u>5,402,150.63</u></b>	<b><u>0.00</u></b>	<b><u>0.00</u></b>	<b><u>10,000,000.00</u></b>	<b><u>5,395,570.45</u></b>	<b><u>5,402,150.63</u></b>
<b>LOG8 - LOGIC ROAD &amp; BRIDGE</b>													
<b>State Pool</b>													
LOG8-Logic-Road & Bridge	AR-0035	State Pool	11/10/08	Open	<u>1,029.56</u>	<u>1,030.81</u>	<u>1,029.56</u>	<u>1,030.81</u>	<u>0.00</u>	<u>0.00</u>	<u>1,000,000.00</u>	<u>1,029.56</u>	<u>1,030.81</u>
<b>State Pool Total</b>					<b><u>1,029.56</u></b>	<b><u>1,030.81</u></b>	<b><u>1,029.56</u></b>	<b><u>1,030.81</u></b>	<b><u>0.00</u></b>	<b><u>0.00</u></b>	<b><u>1,000,000.00</u></b>	<b><u>1,029.56</u></b>	<b><u>1,030.81</u></b>
<b>LOG8 - LOGIC ROAD &amp; BRIDGE Total</b>					<b><u>1,029.56</u></b>	<b><u>1,030.81</u></b>	<b><u>1,029.56</u></b>	<b><u>1,030.81</u></b>	<b><u>0.00</u></b>	<b><u>0.00</u></b>	<b><u>1,000,000.00</u></b>	<b><u>1,029.56</u></b>	<b><u>1,030.81</u></b>
<b>LOG2 - LOGIC TOLL OPERATIONS</b>													
<b>State Pool</b>													
LOG2-Logic-Toll Rd.Operations	AR-0029	State Pool	11/10/08	Open	<u>1,035.61</u>	<u>1,036.87</u>	<u>1,035.61</u>	<u>1,036.87</u>	<u>0.00</u>	<u>0.00</u>	<u>2,000,000.00</u>	<u>1,035.61</u>	<u>1,036.87</u>
<b>State Pool Total</b>					<b><u>1,035.61</u></b>	<b><u>1,036.87</u></b>	<b><u>1,035.61</u></b>	<b><u>1,036.87</u></b>	<b><u>0.00</u></b>	<b><u>0.00</u></b>	<b><u>2,000,000.00</u></b>	<b><u>1,035.61</u></b>	<b><u>1,036.87</u></b>
<b>LOG2 - LOGIC TOLL OPERATIONS Total</b>					<b><u>1,035.61</u></b>	<b><u>1,036.87</u></b>	<b><u>1,035.61</u></b>	<b><u>1,036.87</u></b>	<b><u>0.00</u></b>	<b><u>0.00</u></b>	<b><u>2,000,000.00</u></b>	<b><u>1,035.61</u></b>	<b><u>1,036.87</u></b>
<b>MB04 - MBIA DRAINAGE</b>													
<b>State Pool</b>													
MB04-MBIA Drainage	AR-0017	State Pool	11/01/08	Open	<u>734,823.37</u>	<u>735,735.74</u>	<u>734,823.37</u>	<u>735,735.74</u>	<u>0.00</u>	<u>0.00</u>	<u>1,267,218.21</u>	<u>734,823.37</u>	<u>735,735.74</u>
<b>State Pool Total</b>					<b><u>734,823.37</u></b>	<b><u>735,735.74</u></b>	<b><u>734,823.37</u></b>	<b><u>735,735.74</u></b>	<b><u>0.00</u></b>	<b><u>0.00</u></b>	<b><u>1,267,218.21</u></b>	<b><u>734,823.37</u></b>	<b><u>735,735.74</u></b>

# Portfolio Position

## Ft. Bend County

Effective Interest - Actual Life  
Receipts in Period  
02/01/18 - 02/28/18

CUSIP	Invest Number	Security Description	Purchase Date	Call Date	Par Value On 02/01/18	Par Value On 02/28/18	Market Val On 02/01/18	Market Val On 02/28/18	Purchase Cost	Sales Proceeds	Original Princ/Cost	Amor Value On 02/01/18	Amor Value On 02/28/18
<b>MB04 - MBIA DRAINAGE Total</b>					<u>734,823.37</u>	<u>735,735.74</u>	<u>734,823.37</u>	<u>735,735.74</u>	<u>0.00</u>	<u>0.00</u>	<u>1,267,218.21</u>	<u>734,823.37</u>	<u>735,735.74</u>
<b>MB02 - MBIA GENERAL</b>													
State Pool													
MB02-MBIA General	AR-0015	State Pool	11/01/08	Open	<u>7,570,101.65</u>	<u>7,579,500.82</u>	<u>7,570,101.65</u>	<u>7,579,500.82</u>	<u>0.00</u>	<u>0.00</u>	<u>17,374,917.83</u>	<u>7,570,101.65</u>	<u>7,579,500.82</u>
State Pool Total					<u>7,570,101.65</u>	<u>7,579,500.82</u>	<u>7,570,101.65</u>	<u>7,579,500.82</u>	<u>0.00</u>	<u>0.00</u>	<u>17,374,917.83</u>	<u>7,570,101.65</u>	<u>7,579,500.82</u>
<b>MB02 - MBIA GENERAL Total</b>					<u>7,570,101.65</u>	<u>7,579,500.82</u>	<u>7,570,101.65</u>	<u>7,579,500.82</u>	<u>0.00</u>	<u>0.00</u>	<u>17,374,917.83</u>	<u>7,570,101.65</u>	<u>7,579,500.82</u>
<b>MB03 - MBIA ROAD &amp; BRIDGE</b>													
State Pool													
MB03-MBIA Road & Bridge	AR-0016	State Pool	11/01/08	Open	<u>51,221.89</u>	<u>51,285.48</u>	<u>51,221.89</u>	<u>51,285.48</u>	<u>0.00</u>	<u>0.00</u>	<u>2,856,438.24</u>	<u>51,221.89</u>	<u>51,285.48</u>
State Pool Total					<u>51,221.89</u>	<u>51,285.48</u>	<u>51,221.89</u>	<u>51,285.48</u>	<u>0.00</u>	<u>0.00</u>	<u>2,856,438.24</u>	<u>51,221.89</u>	<u>51,285.48</u>
<b>MB03 - MBIA ROAD &amp; BRIDGE Total</b>					<u>51,221.89</u>	<u>51,285.48</u>	<u>51,221.89</u>	<u>51,285.48</u>	<u>0.00</u>	<u>0.00</u>	<u>2,856,438.24</u>	<u>51,221.89</u>	<u>51,285.48</u>
<b>MB06 - MBIA TOLL RD OPERATIONS</b>													
State Pool													
MB06-MBIA Toll Rd. Operations	AR-0019	State Pool	11/01/08	Open	<u>8,422,869.72</u>	<u>8,433,327.70</u>	<u>8,422,869.72</u>	<u>8,433,327.70</u>	<u>0.00</u>	<u>0.00</u>	<u>3,143,377.27</u>	<u>8,422,869.72</u>	<u>8,433,327.70</u>
State Pool Total					<u>8,422,869.72</u>	<u>8,433,327.70</u>	<u>8,422,869.72</u>	<u>8,433,327.70</u>	<u>0.00</u>	<u>0.00</u>	<u>3,143,377.27</u>	<u>8,422,869.72</u>	<u>8,433,327.70</u>
<b>MB06 - MBIA TOLL RD OPERATIONS Total</b>					<u>8,422,869.72</u>	<u>8,433,327.70</u>	<u>8,422,869.72</u>	<u>8,433,327.70</u>	<u>0.00</u>	<u>0.00</u>	<u>3,143,377.27</u>	<u>8,422,869.72</u>	<u>8,433,327.70</u>
<b>744 - Mobility Project Bonds 2016</b>													
State Pool													
MB16-MOBILITY BONDS 2016	AR-0045	State Pool	08/31/16	Open	<u>188,024.68</u>	<u>188,258.14</u>	<u>188,024.68</u>	<u>188,258.14</u>	<u>0.00</u>	<u>0.00</u>	<u>30,000,000.00</u>	<u>188,024.68</u>	<u>188,258.14</u>
State Pool Total					<u>188,024.68</u>	<u>188,258.14</u>	<u>188,024.68</u>	<u>188,258.14</u>	<u>0.00</u>	<u>0.00</u>	<u>30,000,000.00</u>	<u>188,024.68</u>	<u>188,258.14</u>
<b>744 - Mobility Project Bonds 2016 Total</b>					<u>188,024.68</u>	<u>188,258.14</u>	<u>188,024.68</u>	<u>188,258.14</u>	<u>0.00</u>	<u>0.00</u>	<u>30,000,000.00</u>	<u>188,024.68</u>	<u>188,258.14</u>
<b>PROS - Prosperity Money Mkt. Accts.</b>													
Money Market													
Prosperity-Money Market Accts.	AR-0009	Money Market	11/30/03	Open	<u>400,452,046.86</u>	<u>678,901,453.63</u>	<u>400,452,046.86</u>	<u>678,901,453.63</u>	<u>0.00</u>	<u>0.00</u>	<u>12,505,577.66</u>	<u>400,452,046.86</u>	<u>678,901,453.63</u>
Money Market Total					<u>400,452,046.86</u>	<u>678,901,453.63</u>	<u>400,452,046.86</u>	<u>678,901,453.63</u>	<u>0.00</u>	<u>0.00</u>	<u>12,505,577.66</u>	<u>400,452,046.86</u>	<u>678,901,453.63</u>
<b>PROS - Prosperity Money Mkt. Accts. Total</b>					<u>400,452,046.86</u>	<u>678,901,453.63</u>	<u>400,452,046.86</u>	<u>678,901,453.63</u>	<u>0.00</u>	<u>0.00</u>	<u>12,505,577.66</u>	<u>400,452,046.86</u>	<u>678,901,453.63</u>
<b>802 - Sr Lien 2016</b>													
State Pool													
MB17 - SR LIEN BOND 2016	AR-0046	State Pool	12/09/16	Open	<u>0.00</u>	<u>0.00</u>	<u>0.00</u>	<u>0.00</u>	<u>0.00</u>	<u>0.00</u>	<u>35,000,000.00</u>	<u>0.00</u>	<u>0.00</u>
State Pool Total					<u>0.00</u>	<u>0.00</u>	<u>0.00</u>	<u>0.00</u>	<u>0.00</u>	<u>0.00</u>	<u>35,000,000.00</u>	<u>0.00</u>	<u>0.00</u>
<b>802 - Sr Lien 2016 Total</b>					<u>0.00</u>	<u>0.00</u>	<u>0.00</u>	<u>0.00</u>	<u>0.00</u>	<u>0.00</u>	<u>35,000,000.00</u>	<u>0.00</u>	<u>0.00</u>
<b>TT05 - TEXAS TERM DRAINAGE</b>													
State Pool													
TT05-TX TERM Drainage	AR-0027	State Pool	11/01/08	Open	<u>338.85</u>	<u>339.21</u>	<u>338.85</u>	<u>339.21</u>	<u>0.00</u>	<u>0.00</u>	<u>109,774.61</u>	<u>338.85</u>	<u>339.21</u>
State Pool Total					<u>338.85</u>	<u>339.21</u>	<u>338.85</u>	<u>339.21</u>	<u>0.00</u>	<u>0.00</u>	<u>109,774.61</u>	<u>338.85</u>	<u>339.21</u>
<b>TT05 - TEXAS TERM DRAINAGE Total</b>					<u>338.85</u>	<u>339.21</u>	<u>338.85</u>	<u>339.21</u>	<u>0.00</u>	<u>0.00</u>	<u>109,774.61</u>	<u>338.85</u>	<u>339.21</u>
<b>TT00 - TEXAS TERM GENERAL</b>													
State Pool													
TT00-TX TERM General	AR-0022	State Pool	11/01/08	Open	<u>1,024.42</u>	<u>1,025.52</u>	<u>1,024.42</u>	<u>1,025.52</u>	<u>0.00</u>	<u>0.00</u>	<u>10,006,437.87</u>	<u>1,024.42</u>	<u>1,025.52</u>
State Pool Total					<u>1,024.42</u>	<u>1,025.52</u>	<u>1,024.42</u>	<u>1,025.52</u>	<u>0.00</u>	<u>0.00</u>	<u>10,006,437.87</u>	<u>1,024.42</u>	<u>1,025.52</u>
<b>TT00 - TEXAS TERM GENERAL Total</b>					<u>1,024.42</u>	<u>1,025.52</u>	<u>1,024.42</u>	<u>1,025.52</u>	<u>0.00</u>	<u>0.00</u>	<u>10,006,437.87</u>	<u>1,024.42</u>	<u>1,025.52</u>
<b>TT04 - TEXAS TERM ROAD &amp; BRIDGE</b>													
State Pool													
TT04-TX TERM Road & Bridge	AR-0026	State Pool	11/01/08	Open	<u>1,021.38</u>	<u>1,022.48</u>	<u>1,021.38</u>	<u>1,022.48</u>	<u>0.00</u>	<u>0.00</u>	<u>10,463.28</u>	<u>1,021.38</u>	<u>1,022.48</u>
State Pool Total					<u>1,021.38</u>	<u>1,022.48</u>	<u>1,021.38</u>	<u>1,022.48</u>	<u>0.00</u>	<u>0.00</u>	<u>10,463.28</u>	<u>1,021.38</u>	<u>1,022.48</u>
<b>TT04 - TEXAS TERM ROAD &amp; BRIDGE Total</b>					<u>1,021.38</u>	<u>1,022.48</u>	<u>1,021.38</u>	<u>1,022.48</u>	<u>0.00</u>	<u>0.00</u>	<u>10,463.28</u>	<u>1,021.38</u>	<u>1,022.48</u>
<b>TT02 - TEXAS TERM TOLL OPERATIONS</b>													
State Pool													
TT02-TX TERM Toll Rd. Operation	AR-0024	State Pool	11/01/08	Open	<u>1,023.26</u>	<u>1,024.36</u>	<u>1,023.26</u>	<u>1,024.36</u>	<u>0.00</u>	<u>0.00</u>	<u>0.00</u>	<u>1,023.26</u>	<u>1,024.36</u>

# Portfolio Position

## Ft. Bend County

Effective Interest - Actual Life  
Receipts in Period  
02/01/18 - 02/28/18

CUSIP	Invest Number	Security Description	Purchase Date	Call Date	Par Value On 02/01/18	Par Value On 02/28/18	Market Val On 02/01/18	Market Val On 02/28/18	Purchase Cost	Sales Proceeds	Original Princ/Cost	Amor Value On 02/01/18	Amor Value On 02/28/18
<b>State Pool Total</b>					<u>1,023.26</u>	<u>1,024.36</u>	<u>1,023.26</u>	<u>1,024.36</u>	<u>0.00</u>	<u>0.00</u>	<u>0.00</u>	<u>1,023.26</u>	<u>1,024.36</u>
<b>TT02 - TEXAS TERM TOLL OPERATIONS Total</b>					<u>1,023.26</u>	<u>1,024.36</u>	<u>1,023.26</u>	<u>1,024.36</u>	<u>0.00</u>	<u>0.00</u>	<u>0.00</u>	<u>1,023.26</u>	<u>1,024.36</u>
<b>09 - Temporary Holding</b>													
<b>FFCB</b>													
3133EGJX4	16-0004	FFCB 1.08 07/05/19	07/05/16	Open	8,500,000.00	8,500,000.00	8,381,935.00	8,379,980.00	0.00	0.00	8,500,000.00	8,500,000.00	8,500,000.00
<b>FFCB Total</b>					<u>8,500,000.00</u>	<u>8,500,000.00</u>	<u>8,381,935.00</u>	<u>8,379,980.00</u>	<u>0.00</u>	<u>0.00</u>	<u>8,500,000.00</u>	<u>8,500,000.00</u>	<u>8,500,000.00</u>
<b>FHLMC</b>													
3134G9G76	16-0003	FHLMC 0.80 06/29/18	06/30/16	Open	14,500,000.00	14,500,000.00	14,446,640.00	14,455,195.00	0.00	0.00	14,500,000.00	14,500,000.00	14,500,000.00
3137EAEA3	16-0001	FHLMC 0.75 04/09/18	06/29/16	Open	6,000,000.00	6,000,000.00	5,992,080.00	5,995,560.00	0.00	0.00	6,007,505.28	6,000,801.95	6,000,448.15
<b>FHLMC Total</b>					<u>20,500,000.00</u>	<u>20,500,000.00</u>	<u>20,438,720.00</u>	<u>20,450,755.00</u>	<u>0.00</u>	<u>0.00</u>	<u>20,507,505.28</u>	<u>20,500,801.95</u>	<u>20,500,448.15</u>
<b>Money Market</b>													
Prosperity-Money Market Accts.	AR-0009	Money Market	11/30/03	Open	0.00	0.00	0.00	0.00	0.00	0.00	0.00	0.00	0.00
<b>Money Market Total</b>					<u>0.00</u>	<u>0.00</u>	<u>0.00</u>	<u>0.00</u>	<u>0.00</u>	<u>0.00</u>	<u>0.00</u>	<u>0.00</u>	<u>0.00</u>
<b>09 - Temporary Holding Total</b>					<u>29,000,000.00</u>	<u>29,000,000.00</u>	<u>28,820,655.00</u>	<u>28,830,735.00</u>	<u>0.00</u>	<u>0.00</u>	<u>29,007,505.28</u>	<u>29,000,801.95</u>	<u>29,000,448.15</u>
<b>Combined Port</b>													
<b>FFCB</b>													
3133EGJX4	16-0004	FFCB 1.08 07/05/19	07/05/16	Open	8,500,000.00	8,500,000.00	8,381,935.00	8,379,980.00	0.00	0.00	8,500,000.00	8,500,000.00	8,500,000.00
<b>FFCB Total</b>					<u>8,500,000.00</u>	<u>8,500,000.00</u>	<u>8,381,935.00</u>	<u>8,379,980.00</u>	<u>0.00</u>	<u>0.00</u>	<u>8,500,000.00</u>	<u>8,500,000.00</u>	<u>8,500,000.00</u>
<b>FHLMC</b>													
3134G9G76	16-0003	FHLMC 0.80 06/29/18	06/30/16	Open	14,500,000.00	14,500,000.00	14,446,640.00	14,455,195.00	0.00	0.00	14,500,000.00	14,500,000.00	14,500,000.00
3137EAEA3	16-0001	FHLMC 0.75 04/09/18	06/29/16	Open	6,000,000.00	6,000,000.00	5,992,080.00	5,995,560.00	0.00	0.00	6,007,505.28	6,000,801.95	6,000,448.15
<b>FHLMC Total</b>					<u>20,500,000.00</u>	<u>20,500,000.00</u>	<u>20,438,720.00</u>	<u>20,450,755.00</u>	<u>0.00</u>	<u>0.00</u>	<u>20,507,505.28</u>	<u>20,500,801.95</u>	<u>20,500,448.15</u>
<b>Money Market</b>													
Prosperity-Money Market Accts.	AR-0009	Money Market	11/30/03	Open	400,452,046.86	678,901,453.63	400,452,046.86	678,901,453.63	0.00	0.00	12,505,577.66	400,452,046.86	678,901,453.63
<b>Money Market Total</b>					<u>400,452,046.86</u>	<u>678,901,453.63</u>	<u>400,452,046.86</u>	<u>678,901,453.63</u>	<u>0.00</u>	<u>0.00</u>	<u>12,505,577.66</u>	<u>400,452,046.86</u>	<u>678,901,453.63</u>
<b>State Pool</b>													
LOG1-Logic- General	AR-0028	State Pool	11/10/08	Open	5,395,570.45	5,402,150.63	5,395,570.45	5,402,150.63	0.00	0.00	10,000,000.00	5,395,570.45	5,402,150.63
LOG2-Logic-Toll Rd. Operations	AR-0029	State Pool	11/10/08	Open	1,035.61	1,036.87	1,035.61	1,036.87	0.00	0.00	2,000,000.00	1,035.61	1,036.87
LOG5-Logic-Drainage	AR-0032	State Pool	11/10/08	Open	1,029.14	1,030.39	1,029.14	1,030.39	0.00	0.00	500,000.00	1,029.14	1,030.39
LOG8-Logic-Road & Bridge	AR-0035	State Pool	11/10/08	Open	1,029.56	1,030.81	1,029.56	1,030.81	0.00	0.00	1,000,000.00	1,029.56	1,030.81
MB02-MBIA General	AR-0015	State Pool	11/01/08	Open	7,570,101.65	7,579,500.82	7,570,101.65	7,579,500.82	0.00	0.00	17,374,917.83	7,570,101.65	7,579,500.82
MB03-MBIA Road & Bridge	AR-0016	State Pool	11/01/08	Open	51,221.89	51,285.48	51,221.89	51,285.48	0.00	0.00	2,856,438.24	51,221.89	51,285.48
MB04-MBIA Drainage	AR-0017	State Pool	11/01/08	Open	734,823.37	735,735.74	734,823.37	735,735.74	0.00	0.00	1,267,218.21	734,823.37	735,735.74
MB06-MBIA Toll Rd. Operations	AR-0019	State Pool	11/01/08	Open	8,422,869.72	8,433,327.70	8,422,869.72	8,433,327.70	0.00	0.00	3,143,377.27	8,422,869.72	8,433,327.70
MB12-MBIA ESD 100 AGREEMENT	AR-0041	State Pool	08/31/16	Open	937,689.49	938,853.75	937,689.49	938,853.75	0.00	0.00	3,900,000.00	937,689.49	938,853.75
MB13-MBIA ASSISTANCE DIST #1	AR-0042	State Pool	08/31/16	Open	86,657.86	86,765.45	86,657.86	86,765.45	0.00	0.00	10,000,000.00	86,657.86	86,765.45
MB14-MBIA GR PARKWAY OPERATIONS	AR-0043	State Pool	08/31/16	Open	4,595,416.23	4,601,121.98	4,595,416.23	4,601,121.98	0.00	0.00	8,500,000.00	4,595,416.23	4,601,121.98
MB15-FACILITIES BONDS 2016	AR-0044	State Pool	08/31/16	Open	225,604.82	225,884.91	225,604.82	225,884.91	0.00	0.00	30,000,000.00	225,604.82	225,884.91
MB16-MOBILITY BONDS 2016	AR-0045	State Pool	08/31/16	Open	188,024.68	188,258.14	188,024.68	188,258.14	0.00	0.00	30,000,000.00	188,024.68	188,258.14
MB17 - SR LIEN BOND 2016	AR-0046	State Pool	12/09/16	Open	0.00	0.00	0.00	0.00	0.00	0.00	35,000,000.00	0.00	0.00
TT00-TX TERM General	AR-0022	State Pool	11/01/08	Open	1,024.42	1,025.52	1,024.42	1,025.52	0.00	0.00	10,006,437.87	1,024.42	1,025.52
TT02-TX TERM Toll Rd. Operation	AR-0024	State Pool	11/01/08	Open	1,023.26	1,024.36	1,023.26	1,024.36	0.00	0.00	0.00	1,023.26	1,024.36
TT04-TX TERM Road & Bridge	AR-0026	State Pool	11/01/08	Open	1,021.38	1,022.48	1,021.38	1,022.48	0.00	0.00	10,463.28	1,021.38	1,022.48
TT05-TX TERM Drainage	AR-0027	State Pool	11/01/08	Open	338.85	339.21	338.85	339.21	0.00	0.00	109,774.61	338.85	339.21
<b>State Pool Total</b>					<u>28,214,482.38</u>	<u>28,249,394.24</u>	<u>28,214,482.38</u>	<u>28,249,394.24</u>	<u>0.00</u>	<u>0.00</u>	<u>165,668,627.31</u>	<u>28,214,482.38</u>	<u>28,249,394.24</u>
<b>Combined Port Total</b>					<u>457,666,529.24</u>	<u>736,150,847.87</u>	<u>457,487,184.24</u>	<u>735,981,582.87</u>	<u>0.00</u>	<u>0.00</u>	<u>207,181,710.25</u>	<u>457,667,331.19</u>	<u>736,151,296.02</u>

# Earnings and Yields Summary

7

## Ft. Bend County Effective Interest - Actual Life Receipts in Period 02/01/18 - 02/28/18

Security Description	02/01/18 02/07/18	02/08/18 02/14/18	02/15/18 02/21/18	02/22/18 02/28/18	02/01/18 02/28/18
<b>Combined Port</b>					
FFCB	1,785.00	1,785.00	1,785.00	1,785.00	7,140.00
FHLMC	3,048.01	3,048.00	3,048.00	3,918.86	13,062.87
Money Market	149,641.49	149,641.50	149,641.50	164,164.65	613,089.14
State Pool	<u>8,715.26</u>	<u>8,715.25</u>	<u>8,715.25</u>	<u>8,766.10</u>	<u>34,911.86</u>
<b>Port Total</b>	<b><u>163,189.76</u></b>	<b><u>163,189.75</u></b>	<b><u>163,189.75</u></b>	<b><u>178,634.61</u></b>	<b><u>668,203.87</u></b>
<b>Combined Port</b>					
FFCB	1.0800	1.0800	1.0800	1.0800	1.0800
FHLMC	0.7646	0.7646	0.7646	0.7646	0.7646
Money Market	1.9485	1.9485	1.9485	1.9448	1.9475
State Pool	<u>1.6107</u>	<u>1.6107</u>	<u>1.6107</u>	<u>1.6198</u>	<u>1.6129</u>
<b>Port Total</b>	<b><u>1.8576</u></b>	<b><u>1.8576</u></b>	<b><u>1.8576</u></b>	<b><u>1.8492</u></b>	<b><u>1.8554</u></b>

**Maturity Aging**  
**Ft. Bend County**  
 Effective Interest - Actual Life  
 Receipts in Period  
 02/28/18

8

CUSIP	Invest Number	Security Description	Purchase Date	Days to Maturity	Yield Matur
<b>Cash / Money Market</b>					
LOG1-Logic- General	AR-0028	State Pool	11/10/08	0	1.5898
LOG2-Logic-Toll Rd.Operations	AR-0029	State Pool	11/10/08	0	1.5898
LOG5-Logic-Drainage	AR-0032	State Pool	11/10/08	0	1.5898
LOG8-Logic-Road & Bridge	AR-0035	State Pool	11/10/08	0	1.5898
MB02-MBIA General	AR-0015	State Pool	11/01/08	0	1.6200
MB03-MBIA Road & Bridge	AR-0016	State Pool	11/01/08	0	1.6200
MB04-MBIA Drainage	AR-0017	State Pool	11/01/08	0	1.6200
MB06-MBIA Toll Rd. Operations	AR-0019	State Pool	11/01/08	0	1.6200
MB12-MBIA ESD 100 AGREEMENT	AR-0041	State Pool	08/31/16	0	1.6200
MB13-MBIA ASSISTANCE DIST #1	AR-0042	State Pool	08/31/16	0	1.6200
MB14-MBIA GR PARKWAY OPERATIONS	AR-0043	State Pool	08/31/16	0	1.6200
MB15-FACILITIES BONDS 2016	AR-0044	State Pool	08/31/16	0	1.6200
MB16-MOBILITY BONDS 2016	AR-0045	State Pool	08/31/16	0	1.6200
MB17 - SR LIEN BOND 2016	AR-0046	State Pool	12/09/16	0	1.2700
Prosperity-Money Market Accts.	AR-0009	Money Market	11/30/03	0	1.7450
TT00-TX TERM General	AR-0022	State Pool	11/01/08	0	1.4000
TT02-TX TERM Toll Rd. Operation	AR-0024	State Pool	11/01/08	0	1.4000
TT04-TX TERM Road & Bridge	AR-0026	State Pool	11/01/08	0	1.4000
TT05-TX TERM Drainage	AR-0027	State Pool	11/01/08	0	1.4000
<b>Cash / Money Market Total</b>				<b><u>0</u></b>	<b><u>1.7398</u></b>
<b>31 - 60 Days</b>					
3137EAEA3	16-0001	FHLMC 0.75 04/09/18	06/29/16	<u>41</u>	<u>0.6790</u>
<b>31 - 60 Days Total</b>				<b><u>41</u></b>	<b><u>0.6790</u></b>
<b>91 - 180 Days</b>					
3134G9G76	16-0003	FHLMC 0.80 06/29/18	06/30/16	<u>121</u>	<u>0.8000</u>
<b>91 - 180 Days Total</b>				<b><u>121</u></b>	<b><u>0.8000</u></b>
<b>1 - 4 Years</b>					
3133EGJX4	16-0004	FFCB 1.08 07/05/19	07/05/16	<u>492</u>	<u>1.0800</u>
<b>1 - 4 Years Total</b>				<b><u>492</u></b>	<b><u>1.0800</u></b>
<b>Investment Total</b>				<b><u>9</u></b>	<b><u>1.7045</u></b>



**Activity Statement**  
**Ft. Bend County**  
Effective Interest - Actual Life  
Receipts in Period  
02/01/18 - 02/28/18

Purchase Date	Sale Date	CUSIP	Invest Number	Security Description	Amor Value On 02/01/18	Changes In Principal	Purchase Cost	Sales Proceeds	Purchased Interest	Int/Div Rec In the Perd	Amor Value On 02/28/18
<b>FFCB</b>											
07/05/16	Open	3133EGJX4	16-0004	FFCB 1.08 07/05/19	8,500,000.00	0.00	0.00	0.00	0.00	0.00	8,500,000.00
<b>FFCB Total</b>					<b>8,500,000.00</b>	<b>0.00</b>	<b>0.00</b>	<b>0.00</b>	<b>0.00</b>	<b>0.00</b>	<b>8,500,000.00</b>
<b>FHLMC</b>											
06/29/16	Open	3137EAEA3	16-0001	FHLMC 0.75 04/09/18	6,000,801.95	0.00	0.00	0.00	0.00	0.00	6,000,448.15
06/30/16	Open	3134G9G76	16-0003	FHLMC 0.80 06/29/18	14,500,000.00	0.00	0.00	0.00	0.00	0.00	14,500,000.00
<b>FHLMC Total</b>					<b>20,500,801.95</b>	<b>0.00</b>	<b>0.00</b>	<b>0.00</b>	<b>0.00</b>	<b>0.00</b>	<b>20,500,448.15</b>
<b>Money Market</b>											
11/30/03	Open	Prosperity-Money Market Accts.		AR-0009	Money Market	400,452,046.86	278,449,406.77	0.00	0.00	613,089.14	678,901,453.63
<b>Money Market Total</b>					<b>400,452,046.86</b>	<b>278,449,406.77</b>	<b>0.00</b>	<b>0.00</b>	<b>0.00</b>	<b>613,089.14</b>	<b>678,901,453.63</b>
<b>State Pool</b>											
11/01/08	Open	MB02-MBIA General		AR-0015	State Pool	7,570,101.65	9,399.17	0.00	0.00	9,399.17	7,579,500.82
11/01/08	Open	MB03-MBIA Road & Bridge		AR-0016	State Pool	51,221.89	63.59	0.00	0.00	63.59	51,285.48
11/01/08	Open	MB04-MBIA Drainage		AR-0017	State Pool	734,823.37	912.37	0.00	0.00	912.37	735,735.74
11/01/08	Open	MB06-MBIA Toll Rd. Operations		AR-0019	State Pool	8,422,869.72	10,457.98	0.00	0.00	10,457.98	8,433,327.70
11/01/08	Open	TT00-TX TERM General		AR-0022	State Pool	1,024.42	1.10	0.00	0.00	1.10	1,025.52
11/01/08	Open	TT02-TX TERM Toll Rd. Operation		AR-0024	State Pool	1,023.26	1.10	0.00	0.00	1.10	1,024.36
11/01/08	Open	TT04-TX TERM Road & Bridge		AR-0026	State Pool	1,021.38	1.10	0.00	0.00	1.10	1,022.48
11/01/08	Open	TT05-TX TERM Drainage		AR-0027	State Pool	338.85	0.36	0.00	0.00	0.36	339.21
11/10/08	Open	LOG1-Logic- General		AR-0028	State Pool	5,395,570.45	6,580.18	0.00	0.00	6,580.18	5,402,150.63
11/10/08	Open	LOG2-Logic-Toll Rd.Operations		AR-0029	State Pool	1,035.61	1.26	0.00	0.00	1.26	1,036.87
11/10/08	Open	LOG5-Logic-Drainage		AR-0032	State Pool	1,029.14	1.25	0.00	0.00	1.25	1,030.39
11/10/08	Open	LOG8-Logic-Road & Bridge		AR-0035	State Pool	1,029.56	1.25	0.00	0.00	1.25	1,030.81
08/31/16	Open	MB12-MBIA ESD 100 AGREEMENT		AR-0041	State Pool	937,689.49	1,164.26	0.00	0.00	1,164.26	938,853.75
08/31/16	Open	MB13-MBIA ASSISTANCE DIST #1		AR-0042	State Pool	86,657.86	107.59	0.00	0.00	107.59	86,765.45
08/31/16	Open	MB14-MBIA GR PARKWAY OPERATIONS		AR-0043	State Pool	4,595,416.23	5,705.75	0.00	0.00	5,705.75	4,601,121.98
08/31/16	Open	MB15-FACILITIES BONDS 2016		AR-0044	State Pool	225,604.82	280.09	0.00	0.00	280.09	225,884.91
08/31/16	Open	MB16-MOBILITY BONDS 2016		AR-0045	State Pool	188,024.68	233.46	0.00	0.00	233.46	188,258.14
12/09/16	Open	MB17 - SR LIEN BOND 2016		AR-0046	State Pool	0.00	0.00	0.00	0.00	0.00	0.00
<b>State Pool Total</b>					<b>28,214,482.38</b>	<b>34,911.86</b>	<b>0.00</b>	<b>0.00</b>	<b>0.00</b>	<b>34,911.86</b>	<b>28,249,394.24</b>
<b>Investment Total</b>					<b>457,667,331.19</b>	<b>278,484,318.63</b>	<b>0.00</b>	<b>0.00</b>	<b>0.00</b>	<b>648,001.00</b>	<b>736,151,296.02</b>

**Interest Accrual**  
**Ft. Bend County**  
Effective Interest - Actual Life  
Receipts in Period  
02/01/18 - 02/28/18

10

CUSIP	Invest Number	Security Description	Purchase Date	Sale Date	Yield Earned	Ending Par Val/Shares	Ending Amor Val/Cost	Purchased Interest	Int/Div Rec In the Perd	Int/Div Accrued In the Perd	PTD Purch Received	Int/Div Rec Purch/Date	Int/Div Accrued Purch/Date
<b>09 - Temporary Holding</b>													
<b>FFCB</b>													
3133EGJX4	16-0004	FFCB 1.08 07/05/19	07/05/16	Open	<u>1.0800</u>	<u>8,500,000.00</u>	<u>8,500,000.00</u>	<u>0.00</u>	<u>0.00</u>	<u>7,140.00</u>	<u>0.00</u>	<u>0.00</u>	<u>154,020.00</u>
<b>FFCB Total</b>					<b>1.0800</b>	<b>8,500,000.00</b>	<b>8,500,000.00</b>	<b>0.00</b>	<b>0.00</b>	<b>7,140.00</b>	<b>0.00</b>	<b>0.00</b>	<b>154,020.00</b>
<b>FHLMC</b>													
3137EAEA3	16-0001	FHLMC 0.75 04/09/18	06/29/16	Open	<u>0.6790</u>	<u>6,000,000.00</u>	<u>6,000,448.15</u>	<u>0.00</u>	<u>0.00</u>	<u>3,750.00</u>	<u>0.00</u>	<u>0.00</u>	<u>75,250.00</u>
3134G9G76	16-0003	FHLMC 0.80 06/29/18	06/30/16	Open	<u>0.8000</u>	<u>14,500,000.00</u>	<u>14,500,000.00</u>	<u>0.00</u>	<u>0.00</u>	<u>9,666.67</u>	<u>0.00</u>	<u>0.00</u>	<u>193,655.56</u>
<b>FHLMC Total</b>					<b>0.7646</b>	<b>20,500,000.00</b>	<b>20,500,448.15</b>	<b>0.00</b>	<b>0.00</b>	<b>13,416.67</b>	<b>0.00</b>	<b>0.00</b>	<b>268,905.56</b>
<b>Money Market</b>													
Prosperity-Money Market Accts.	AR-0009	Money Market	11/30/03	Open	<u>0.0000</u>	<u>0.00</u>	<u>0.00</u>	<u>0.00</u>	<u>0.00</u>	<u>0.00</u>	<u>0.00</u>	<u>0.00</u>	<u>0.00</u>
<b>Money Market Total</b>					<b>0.0000</b>	<b>0.00</b>	<b>0.00</b>	<b>0.00</b>	<b>0.00</b>	<b>0.00</b>	<b>0.00</b>	<b>0.00</b>	<b>0.00</b>
<b>09 - Temporary Holding Total</b>					<b>0.8526</b>	<b>29,000,000.00</b>	<b>29,000,448.15</b>	<b>0.00</b>	<b>0.00</b>	<b>20,556.67</b>	<b>0.00</b>	<b>0.00</b>	<b>422,925.56</b>
<b>130 - Assistance Dist #1</b>													
<b>State Pool</b>													
MB13-MBIA ASSISTANCE DIST #1	AR-0042	State Pool	08/31/16	Open	<u>1.6184</u>	<u>86,765.45</u>	<u>86,765.45</u>	<u>0.00</u>	<u>107.59</u>	<u>0.00</u>	<u>0.00</u>	<u>86,765.45</u>	<u>0.00</u>
<b>State Pool Total</b>					<b>1.6184</b>	<b>86,765.45</b>	<b>86,765.45</b>	<b>0.00</b>	<b>107.59</b>	<b>0.00</b>	<b>0.00</b>	<b>86,765.45</b>	<b>0.00</b>
<b>130 - Assistance Dist #1 Total</b>					<b>1.6184</b>	<b>86,765.45</b>	<b>86,765.45</b>	<b>0.00</b>	<b>107.59</b>	<b>0.00</b>	<b>0.00</b>	<b>86,765.45</b>	<b>0.00</b>
<b>145 - ESD 100 Agreement</b>													
<b>State Pool</b>													
MB12-MBIA ESD 100 AGREEMENT	AR-0041	State Pool	08/31/16	Open	<u>1.6185</u>	<u>938,853.75</u>	<u>938,853.75</u>	<u>0.00</u>	<u>1,164.26</u>	<u>0.00</u>	<u>0.00</u>	<u>38,853.75</u>	<u>0.00</u>
<b>State Pool Total</b>					<b>1.6185</b>	<b>938,853.75</b>	<b>938,853.75</b>	<b>0.00</b>	<b>1,164.26</b>	<b>0.00</b>	<b>0.00</b>	<b>38,853.75</b>	<b>0.00</b>
<b>145 - ESD 100 Agreement Total</b>					<b>1.6185</b>	<b>938,853.75</b>	<b>938,853.75</b>	<b>0.00</b>	<b>1,164.26</b>	<b>0.00</b>	<b>0.00</b>	<b>38,853.75</b>	<b>0.00</b>
<b>742 - Facilities Bond Projects 2016</b>													
<b>State Pool</b>													
MB15-FACILITIES BONDS 2016	AR-0044	State Pool	08/31/16	Open	<u>1.6183</u>	<u>225,884.91</u>	<u>225,884.91</u>	<u>0.00</u>	<u>280.09</u>	<u>0.00</u>	<u>0.00</u>	<u>225,865.58</u>	<u>0.00</u>
<b>State Pool Total</b>					<b>1.6183</b>	<b>225,884.91</b>	<b>225,884.91</b>	<b>0.00</b>	<b>280.09</b>	<b>0.00</b>	<b>0.00</b>	<b>225,865.58</b>	<b>0.00</b>
<b>742 - Facilities Bond Projects 2016 Total</b>					<b>1.6183</b>	<b>225,884.91</b>	<b>225,884.91</b>	<b>0.00</b>	<b>280.09</b>	<b>0.00</b>	<b>0.00</b>	<b>225,865.58</b>	<b>0.00</b>
<b>744 - Mobility Project Bonds 2016</b>													
<b>State Pool</b>													
MB16-MOBILITY BONDS 2016	AR-0045	State Pool	08/31/16	Open	<u>1.6185</u>	<u>188,258.14</u>	<u>188,258.14</u>	<u>0.00</u>	<u>233.46</u>	<u>0.00</u>	<u>0.00</u>	<u>188,258.14</u>	<u>0.00</u>
<b>State Pool Total</b>					<b>1.6185</b>	<b>188,258.14</b>	<b>188,258.14</b>	<b>0.00</b>	<b>233.46</b>	<b>0.00</b>	<b>0.00</b>	<b>188,258.14</b>	<b>0.00</b>
<b>744 - Mobility Project Bonds 2016 Total</b>					<b>1.6185</b>	<b>188,258.14</b>	<b>188,258.14</b>	<b>0.00</b>	<b>233.46</b>	<b>0.00</b>	<b>0.00</b>	<b>188,258.14</b>	<b>0.00</b>
<b>802 - Sr Lien 2016</b>													
<b>State Pool</b>													
MB17 - SR LIEN BOND 2016	AR-0046	State Pool	12/09/16	Open	<u>0.0000</u>	<u>0.00</u>	<u>0.00</u>	<u>0.00</u>	<u>0.00</u>	<u>0.00</u>	<u>0.00</u>	<u>150,741.04</u>	<u>0.00</u>
<b>State Pool Total</b>					<b>0.0000</b>	<b>0.00</b>	<b>0.00</b>	<b>0.00</b>	<b>0.00</b>	<b>0.00</b>	<b>0.00</b>	<b>150,741.04</b>	<b>0.00</b>
<b>802 - Sr Lien 2016 Total</b>					<b>0.0000</b>	<b>0.00</b>	<b>0.00</b>	<b>0.00</b>	<b>0.00</b>	<b>0.00</b>	<b>0.00</b>	<b>150,741.04</b>	<b>0.00</b>
<b>810 - FBC Toll Road Operations</b>													
<b>State Pool</b>													
TT02-TX TERM Toll Rd. Operation	AR-0024	State Pool	11/01/08	Open	<u>0.0000</u>	<u>0.00</u>	<u>0.00</u>	<u>0.00</u>	<u>0.00</u>	<u>0.00</u>	<u>0.00</u>	<u>0.00</u>	<u>0.00</u>
<b>State Pool Total</b>					<b>0.0000</b>	<b>0.00</b>	<b>0.00</b>	<b>0.00</b>	<b>0.00</b>	<b>0.00</b>	<b>0.00</b>	<b>0.00</b>	<b>0.00</b>
<b>810 - FBC Toll Road Operations Total</b>					<b>0.0000</b>	<b>0.00</b>	<b>0.00</b>	<b>0.00</b>	<b>0.00</b>	<b>0.00</b>	<b>0.00</b>	<b>0.00</b>	<b>0.00</b>
<b>815 - Grand Parkway Operations</b>													
<b>State Pool</b>													
MB14-MBIA GR PARKWAY OPERATIONS	AR-0043	State Pool	08/31/16	Open	<u>1.6185</u>	<u>4,601,121.98</u>	<u>4,601,121.98</u>	<u>0.00</u>	<u>5,705.75</u>	<u>0.00</u>	<u>0.00</u>	<u>101,116.50</u>	<u>0.00</u>
<b>State Pool Total</b>					<b>1.6185</b>	<b>4,601,121.98</b>	<b>4,601,121.98</b>	<b>0.00</b>	<b>5,705.75</b>	<b>0.00</b>	<b>0.00</b>	<b>101,116.50</b>	<b>0.00</b>

**Interest Accrual**  
**Ft. Bend County**  
Effective Interest - Actual Life  
Receipts in Period  
02/01/18 - 02/28/18

CUSIP	Invest Number	Security Description	Purchase Date	Sale Date	Yield Earned	Ending Par Val/Shares	Ending Amor Val/Cost	Purchased Interest	Int/Div Rec In the Perd	Int/Div Accrued In the Perd	PTD Purch Received	Int/Div Rec Purch/Date	Int/Div Accrued Purch/Date
<b>815 - Grand Parkway Operations Total</b>					<u>1.6185</u>	<u>4,601,121.98</u>	<u>4,601,121.98</u>	<u>0.00</u>	<u>5,705.75</u>	<u>0.00</u>	<u>0.00</u>	<u>101,116.50</u>	<u>0.00</u>
<b>LOG1 - LOGIC GENERAL</b>													
<b>State Pool</b>													
LOG1-Logic- General	AR-0028	State Pool	11/10/08	Open	1.5897	5,402,150.63	5,402,150.63	0.00	6,580.18	0.00	0.00	472,583.61	0.00
<b>State Pool Total</b>					<u>1.5897</u>	<u>5,402,150.63</u>	<u>5,402,150.63</u>	<u>0.00</u>	<u>6,580.18</u>	<u>0.00</u>	<u>0.00</u>	<u>472,583.61</u>	<u>0.00</u>
<b>LOG1 - LOGIC GENERAL Total</b>					<u>1.5897</u>	<u>5,402,150.63</u>	<u>5,402,150.63</u>	<u>0.00</u>	<u>6,580.18</u>	<u>0.00</u>	<u>0.00</u>	<u>472,583.61</u>	<u>0.00</u>
<b>LOG2 - LOGIC TOLL OPERATIONS</b>													
<b>State Pool</b>													
LOG2-Logic-Toll Rd.Operations	AR-0029	State Pool	11/10/08	Open	1.5860	1,036.87	1,036.87	0.00	1.26	0.00	0.00	62,367.95	0.00
<b>State Pool Total</b>					<u>1.5860</u>	<u>1,036.87</u>	<u>1,036.87</u>	<u>0.00</u>	<u>1.26</u>	<u>0.00</u>	<u>0.00</u>	<u>62,367.95</u>	<u>0.00</u>
<b>LOG2 - LOGIC TOLL OPERATIONS Total</b>					<u>1.5860</u>	<u>1,036.87</u>	<u>1,036.87</u>	<u>0.00</u>	<u>1.26</u>	<u>0.00</u>	<u>0.00</u>	<u>62,367.95</u>	<u>0.00</u>
<b>LOG5 - LOGIC DRAINAGE</b>													
<b>State Pool</b>													
LOG5-Logic-Drainage	AR-0032	State Pool	11/10/08	Open	1.5833	1,030.39	1,030.39	0.00	1.25	0.00	0.00	3,274.16	0.00
<b>State Pool Total</b>					<u>1.5833</u>	<u>1,030.39</u>	<u>1,030.39</u>	<u>0.00</u>	<u>1.25</u>	<u>0.00</u>	<u>0.00</u>	<u>3,274.16</u>	<u>0.00</u>
<b>LOG5 - LOGIC DRAINAGE Total</b>					<u>1.5833</u>	<u>1,030.39</u>	<u>1,030.39</u>	<u>0.00</u>	<u>1.25</u>	<u>0.00</u>	<u>0.00</u>	<u>3,274.16</u>	<u>0.00</u>
<b>LOG8 - LOGIC ROAD &amp; BRIDGE</b>													
<b>State Pool</b>													
LOG8-Logic-Road & Bridge	AR-0035	State Pool	11/10/08	Open	1.5826	1,030.81	1,030.81	0.00	1.25	0.00	0.00	6,518.33	0.00
<b>State Pool Total</b>					<u>1.5826</u>	<u>1,030.81</u>	<u>1,030.81</u>	<u>0.00</u>	<u>1.25</u>	<u>0.00</u>	<u>0.00</u>	<u>6,518.33</u>	<u>0.00</u>
<b>LOG8 - LOGIC ROAD &amp; BRIDGE Total</b>					<u>1.5826</u>	<u>1,030.81</u>	<u>1,030.81</u>	<u>0.00</u>	<u>1.25</u>	<u>0.00</u>	<u>0.00</u>	<u>6,518.33</u>	<u>0.00</u>
<b>MB02 - MBIA GENERAL</b>													
<b>State Pool</b>													
MB02-MBIA General	AR-0015	State Pool	11/01/08	Open	1.6185	7,579,500.82	7,579,500.82	0.00	9,399.17	0.00	0.00	308,851.19	0.00
<b>State Pool Total</b>					<u>1.6185</u>	<u>7,579,500.82</u>	<u>7,579,500.82</u>	<u>0.00</u>	<u>9,399.17</u>	<u>0.00</u>	<u>0.00</u>	<u>308,851.19</u>	<u>0.00</u>
<b>MB02 - MBIA GENERAL Total</b>					<u>1.6185</u>	<u>7,579,500.82</u>	<u>7,579,500.82</u>	<u>0.00</u>	<u>9,399.17</u>	<u>0.00</u>	<u>0.00</u>	<u>308,851.19</u>	<u>0.00</u>
<b>MB03 - MBIA ROAD &amp; BRIDGE</b>													
<b>State Pool</b>													
MB03-MBIA Road & Bridge	AR-0016	State Pool	11/01/08	Open	1.6183	51,285.48	51,285.48	0.00	63.59	0.00	0.00	92,024.63	0.00
<b>State Pool Total</b>					<u>1.6183</u>	<u>51,285.48</u>	<u>51,285.48</u>	<u>0.00</u>	<u>63.59</u>	<u>0.00</u>	<u>0.00</u>	<u>92,024.63</u>	<u>0.00</u>
<b>MB03 - MBIA ROAD &amp; BRIDGE Total</b>					<u>1.6183</u>	<u>51,285.48</u>	<u>51,285.48</u>	<u>0.00</u>	<u>63.59</u>	<u>0.00</u>	<u>0.00</u>	<u>92,024.63</u>	<u>0.00</u>
<b>MB04 - MBIA DRAINAGE</b>													
<b>State Pool</b>													
MB04-MBIA Drainage	AR-0017	State Pool	11/01/08	Open	1.6185	735,735.74	735,735.74	0.00	912.37	0.00	0.00	93,063.65	0.00
<b>State Pool Total</b>					<u>1.6185</u>	<u>735,735.74</u>	<u>735,735.74</u>	<u>0.00</u>	<u>912.37</u>	<u>0.00</u>	<u>0.00</u>	<u>93,063.65</u>	<u>0.00</u>
<b>MB04 - MBIA DRAINAGE Total</b>					<u>1.6185</u>	<u>735,735.74</u>	<u>735,735.74</u>	<u>0.00</u>	<u>912.37</u>	<u>0.00</u>	<u>0.00</u>	<u>93,063.65</u>	<u>0.00</u>
<b>MB06 - MBIA TOLL RD OPERATIONS</b>													
<b>State Pool</b>													
MB06-MBIA Toll Rd. Operations	AR-0019	State Pool	11/01/08	Open	1.6185	8,433,327.70	8,433,327.70	0.00	10,457.98	0.00	0.00	149,264.50	0.00
<b>State Pool Total</b>					<u>1.6185</u>	<u>8,433,327.70</u>	<u>8,433,327.70</u>	<u>0.00</u>	<u>10,457.98</u>	<u>0.00</u>	<u>0.00</u>	<u>149,264.50</u>	<u>0.00</u>
<b>MB06 - MBIA TOLL RD OPERATIONS Total</b>					<u>1.6185</u>	<u>8,433,327.70</u>	<u>8,433,327.70</u>	<u>0.00</u>	<u>10,457.98</u>	<u>0.00</u>	<u>0.00</u>	<u>149,264.50</u>	<u>0.00</u>
<b>PROS - Prosperity Money Mkt. Accts.</b>													
<b>Money Market</b>													
Prosperity-Money Market Accts.	AR-0009	Money Market	11/30/03	Open	1.9475	678,901,453.63	678,901,453.63	0.00	613,089.14	0.00	0.00	28,945,295.69	0.00
<b>Money Market Total</b>					<u>1.9475</u>	<u>678,901,453.63</u>	<u>678,901,453.63</u>	<u>0.00</u>	<u>613,089.14</u>	<u>0.00</u>	<u>0.00</u>	<u>28,945,295.69</u>	<u>0.00</u>
<b>PROS - Prosperity Money Mkt. Accts. Total</b>					<u>1.9475</u>	<u>678,901,453.63</u>	<u>678,901,453.63</u>	<u>0.00</u>	<u>613,089.14</u>	<u>0.00</u>	<u>0.00</u>	<u>28,945,295.69</u>	<u>0.00</u>

**Interest Accrual**  
**Ft. Bend County**  
 Effective Interest - Actual Life  
 Receipts in Period  
 02/01/18 - 02/28/18

12

CUSIP	Invest Number	Security Description	Purchase Date	Sale Date	Yield Earned	Ending Par Val/Shares	Ending Amor Val/Cost	Purchased Interest	Int/Div Rec In the Perd	Int/Div Accrued In the Perd	PTD Purch Received	Int/Div Rec Purch/Date	Int/Div Accrued Purch/Date
<b>TT00 - TEXAS TERM GENERAL</b>													
<b>State Pool</b>													
TT00-TX TERM General	AR-0022	State Pool	11/01/08	Open	<u>1.3997</u>	<u>1,025.52</u>	<u>1,025.52</u>	<u>0.00</u>	<u>1.10</u>	<u>0.00</u>	<u>0.00</u>	<u>21,410.29</u>	<u>0.00</u>
<b>State Pool Total</b>					<b><u>1.3997</u></b>	<b><u>1,025.52</u></b>	<b><u>1,025.52</u></b>	<b><u>0.00</u></b>	<b><u>1.10</u></b>	<b><u>0.00</u></b>	<b><u>0.00</u></b>	<b><u>21,410.29</u></b>	<b><u>0.00</u></b>
<b>TT00 - TEXAS TERM GENERAL Total</b>					<b><u>1.3997</u></b>	<b><u>1,025.52</u></b>	<b><u>1,025.52</u></b>	<b><u>0.00</u></b>	<b><u>1.10</u></b>	<b><u>0.00</u></b>	<b><u>0.00</u></b>	<b><u>21,410.29</u></b>	<b><u>0.00</u></b>
<b>TT02 - TEXAS TERM TOLL OPERATIONS</b>													
<b>State Pool</b>													
TT02-TX TERM Toll Rd. Operation	AR-0024	State Pool	11/01/08	Open	<u>1.4013</u>	<u>1,024.36</u>	<u>1,024.36</u>	<u>0.00</u>	<u>1.10</u>	<u>0.00</u>	<u>0.00</u>	<u>17,954.26</u>	<u>0.00</u>
<b>State Pool Total</b>					<b><u>1.4013</u></b>	<b><u>1,024.36</u></b>	<b><u>1,024.36</u></b>	<b><u>0.00</u></b>	<b><u>1.10</u></b>	<b><u>0.00</u></b>	<b><u>0.00</u></b>	<b><u>17,954.26</u></b>	<b><u>0.00</u></b>
<b>TT02 - TEXAS TERM TOLL OPERATIONS Total</b>					<b><u>1.4013</u></b>	<b><u>1,024.36</u></b>	<b><u>1,024.36</u></b>	<b><u>0.00</u></b>	<b><u>1.10</u></b>	<b><u>0.00</u></b>	<b><u>0.00</u></b>	<b><u>17,954.26</u></b>	<b><u>0.00</u></b>
<b>TT04 - TEXAS TERM ROAD &amp; BRIDGE</b>													
<b>State Pool</b>													
TT04-TX TERM Road & Bridge	AR-0026	State Pool	11/01/08	Open	<u>1.4039</u>	<u>1,022.48</u>	<u>1,022.48</u>	<u>0.00</u>	<u>1.10</u>	<u>0.00</u>	<u>0.00</u>	<u>8,229.76</u>	<u>0.00</u>
<b>State Pool Total</b>					<b><u>1.4039</u></b>	<b><u>1,022.48</u></b>	<b><u>1,022.48</u></b>	<b><u>0.00</u></b>	<b><u>1.10</u></b>	<b><u>0.00</u></b>	<b><u>0.00</u></b>	<b><u>8,229.76</u></b>	<b><u>0.00</u></b>
<b>TT04 - TEXAS TERM ROAD &amp; BRIDGE Total</b>					<b><u>1.4039</u></b>	<b><u>1,022.48</u></b>	<b><u>1,022.48</u></b>	<b><u>0.00</u></b>	<b><u>1.10</u></b>	<b><u>0.00</u></b>	<b><u>0.00</u></b>	<b><u>8,229.76</u></b>	<b><u>0.00</u></b>
<b>TT05 - TEXAS TERM DRAINAGE</b>													
<b>State Pool</b>													
TT05-TX TERM Drainage	AR-0027	State Pool	11/01/08	Open	<u>1.3849</u>	<u>339.21</u>	<u>339.21</u>	<u>0.00</u>	<u>0.36</u>	<u>0.00</u>	<u>0.00</u>	<u>5,018.48</u>	<u>0.00</u>
<b>State Pool Total</b>					<b><u>1.3849</u></b>	<b><u>339.21</u></b>	<b><u>339.21</u></b>	<b><u>0.00</u></b>	<b><u>0.36</u></b>	<b><u>0.00</u></b>	<b><u>0.00</u></b>	<b><u>5,018.48</u></b>	<b><u>0.00</u></b>
<b>TT05 - TEXAS TERM DRAINAGE Total</b>					<b><u>1.3849</u></b>	<b><u>339.21</u></b>	<b><u>339.21</u></b>	<b><u>0.00</u></b>	<b><u>0.36</u></b>	<b><u>0.00</u></b>	<b><u>0.00</u></b>	<b><u>5,018.48</u></b>	<b><u>0.00</u></b>

# Premium/Discount Amortization

## Ft. Bend County

Effective Interest - Actual Life  
Receipts in Period  
02/01/18 - 02/28/18

13

CUSIP	Invest Number	Security Description	Purchase Date	Amortiz Date	Yield Earned	Beginning Par Val/Shares	Beginning Unamor Val/Cost	Premium Discount	Ending Par Val/Shares	Ending Amor Val/Cost	Unamor Prem/Dscnt	Amortization In the Perd	Amortization Purch/Date
<b>FFCB</b>													
3133EGJX4	16-0004	FFCB 1.08 07/05/19	07/05/16	07/05/19	<u>1.0800</u>	<u>8,500,000.00</u>	<u>8,500,000.00</u>	<u>0.00</u>	<u>8,500,000.00</u>	<u>8,500,000.00</u>	<u>0.00</u>	<u>0.00</u>	<u>0.00</u>
<b>FFCB Total</b>					<b><u>1.0800</u></b>	<b><u>8,500,000.00</u></b>	<b><u>8,500,000.00</u></b>	<b><u>0.00</u></b>	<b><u>8,500,000.00</u></b>	<b><u>8,500,000.00</u></b>	<b><u>0.00</u></b>	<b><u>0.00</u></b>	<b><u>0.00</u></b>
<b>FHLMC</b>													
3137EAEA3	16-0001	FHLMC 0.75 04/09/18	06/29/16	04/09/18	0.6790	6,000,000.00	6,007,505.28	-7,505.28	6,000,000.00	6,000,448.15	-448.15	-353.80	-7,057.13
3134G9G76	16-0003	FHLMC 0.80 06/29/18	06/30/16	06/29/18	<u>0.8000</u>	<u>14,500,000.00</u>	<u>14,500,000.00</u>	<u>0.00</u>	<u>14,500,000.00</u>	<u>14,500,000.00</u>	<u>0.00</u>	<u>0.00</u>	<u>0.00</u>
<b>FHLMC Total</b>					<b><u>0.7646</u></b>	<b><u>20,500,000.00</u></b>	<b><u>20,507,505.28</u></b>	<b><u>-7,505.28</u></b>	<b><u>20,500,000.00</u></b>	<b><u>20,500,448.15</u></b>	<b><u>-448.15</u></b>	<b><u>-353.80</u></b>	<b><u>-7,057.13</u></b>
<b>Money Market</b>													
Prosperity-Money Market Accts.		AR-0009	Money Market	11/30/03	Open	<u>1.9475</u>	<u>400,452,046.86</u>	<u>400,452,046.86</u>	<u>0.00</u>	<u>678,901,453.63</u>	<u>678,901,453.63</u>	<u>0.00</u>	<u>0.00</u>
<b>Money Market Total</b>					<b><u>1.9475</u></b>	<b><u>400,452,046.86</u></b>	<b><u>400,452,046.86</u></b>	<b><u>0.00</u></b>	<b><u>678,901,453.63</u></b>	<b><u>678,901,453.63</u></b>	<b><u>0.00</u></b>	<b><u>0.00</u></b>	<b><u>0.00</u></b>
<b>State Pool</b>													
MB02-MBIA General		AR-0015	State Pool	11/01/08	Open	1.6185	7,570,101.65	7,570,101.65	0.00	7,579,500.82	7,579,500.82	0.00	0.00
MB03-MBIA Road & Bridge		AR-0016	State Pool	11/01/08	Open	1.6183	51,221.89	51,221.89	0.00	51,285.48	51,285.48	0.00	0.00
MB04-MBIA Drainage		AR-0017	State Pool	11/01/08	Open	1.6185	734,823.37	734,823.37	0.00	735,735.74	735,735.74	0.00	0.00
MB06-MBIA Toll Rd. Operations		AR-0019	State Pool	11/01/08	Open	1.6185	8,422,869.72	8,422,869.72	0.00	8,433,327.70	8,433,327.70	0.00	0.00
TT00-TX TERM General		AR-0022	State Pool	11/01/08	Open	1.3997	1,024.42	1,024.42	0.00	1,025.52	1,025.52	0.00	0.00
TT02-TX TERM Toll Rd. Operation		AR-0024	State Pool	11/01/08	Open	1.4013	1,023.26	1,023.26	0.00	1,024.36	1,024.36	0.00	0.00
TT04-TX TERM Road & Bridge		AR-0026	State Pool	11/01/08	Open	1.4039	1,021.38	1,021.38	0.00	1,022.48	1,022.48	0.00	0.00
TT05-TX TERM Drainage		AR-0027	State Pool	11/01/08	Open	1.3849	338.85	338.85	0.00	339.21	339.21	0.00	0.00
LOG1-Logic- General		AR-0028	State Pool	11/10/08	Open	1.5897	5,395,570.45	5,395,570.45	0.00	5,402,150.63	5,402,150.63	0.00	0.00
LOG2-Logic-Toll Rd.Operations		AR-0029	State Pool	11/10/08	Open	1.5860	1,035.61	1,035.61	0.00	1,036.87	1,036.87	0.00	0.00
LOG5-Logic-Drainage		AR-0032	State Pool	11/10/08	Open	1.5833	1,029.14	1,029.14	0.00	1,030.39	1,030.39	0.00	0.00
LOG8-Logic-Road & Bridge		AR-0035	State Pool	11/10/08	Open	1.5826	1,029.56	1,029.56	0.00	1,030.81	1,030.81	0.00	0.00
MB12-MBIA ESD 100 AGREEMENT		AR-0041	State Pool	08/31/16	Open	1.6185	937,689.49	937,689.49	0.00	938,853.75	938,853.75	0.00	0.00
MB13-MBIA ASSISTANCE DIST #1		AR-0042	State Pool	08/31/16	Open	1.6184	86,657.86	86,657.86	0.00	86,765.45	86,765.45	0.00	0.00
MB14-MBIA GR PARKWAY OPERATIONS		AR-0043	State Pool	08/31/16	Open	1.6185	4,595,416.23	4,595,416.23	0.00	4,601,121.98	4,601,121.98	0.00	0.00
MB15-FACILITIES BONDS 2016		AR-0044	State Pool	08/31/16	Open	1.6183	225,604.82	225,604.82	0.00	225,884.91	225,884.91	0.00	0.00
MB16-MOBILITY BONDS 2016		AR-0045	State Pool	08/31/16	Open	1.6185	188,024.68	188,024.68	0.00	188,258.14	188,258.14	0.00	0.00
MB17 - SR LIEN BOND 2016		AR-0046	State Pool	12/09/16	Open	<u>0.0000</u>	<u>0.00</u>	<u>0.00</u>	<u>0.00</u>	<u>0.00</u>	<u>0.00</u>	<u>0.00</u>	<u>0.00</u>
<b>State Pool Total</b>					<b><u>1.6129</u></b>	<b><u>28,214,482.38</u></b>	<b><u>28,214,482.38</u></b>	<b><u>0.00</u></b>	<b><u>28,249,394.24</u></b>	<b><u>28,249,394.24</u></b>	<b><u>0.00</u></b>	<b><u>0.00</u></b>	<b><u>0.00</u></b>
<b>Investment Total</b>					<b><u>1.8554</u></b>	<b><u>457,666,529.24</u></b>	<b><u>457,674,034.52</u></b>	<b><u>-7,505.28</u></b>	<b><u>736,150,847.87</u></b>	<b><u>736,151,296.02</u></b>	<b><u>-448.15</u></b>	<b><u>-353.80</u></b>	<b><u>-7,057.13</u></b>

# Open Investments

## Ft. Bend County

Effective Interest - Actual Life  
Receipts in Period  
02/28/18

14


CUSIP	Invest Number	Security Description	Invest Class	Purchase Date	Call Date	Purchase Institut	SafeKeep Institut	Issuing Institut	Yield Matur	Yield Call	Original Unit Cost	Original Par Val/Shares	Original Princ/Cost	Orig Prem Discount	Ending Unit Price	Ending Par Val/Shares	Ending Amor Val/Cost	Ending Prem/Dscnt
<b>FFCB</b>																		
3133EGJX4	16-0004	FFCB 1.08 07/05/19		07/05/16	Open	700	100	None	1.0800	1.0800	1.000000	8,500,000.00	8,500,000.00	0.00	1.000000	8,500,000.00	8,500,000.00	0.00
<b>FFCB Total</b>									<b>1.0800</b>	<b>1.0800</b>	<b>1.000000</b>	<b>8,500,000.00</b>	<b>8,500,000.00</b>	<b>0.00</b>	<b>1.000000</b>	<b>8,500,000.00</b>	<b>8,500,000.00</b>	<b>0.00</b>
<b>FHLMC</b>																		
3137EAEA3	16-0001	FHLMC 0.75 04/09/18		06/29/16	Open	700	100	None	0.6790	0.6790	1.001251	6,000,000.00	6,007,505.28	-7,505.28	1.000075	6,000,000.00	6,000,448.15	-448.15
3134G9G76	16-0003	FHLMC 0.80 06/29/18		06/30/16	Open	1200	100	None	0.8000	0.8000	1.000000	14,500,000.00	14,500,000.00	0.00	1.000000	14,500,000.00	14,500,000.00	0.00
<b>FHLMC Total</b>									<b>0.7646</b>	<b>0.7646</b>	<b>1.000366</b>	<b>20,500,000.00</b>	<b>20,507,505.28</b>	<b>-7,505.28</b>	<b>1.000022</b>	<b>20,500,000.00</b>	<b>20,500,448.15</b>	<b>-448.15</b>
<b>Money Market</b>																		
Prosperity-Money Market Accts.																		
AR-0009		Money Market		11/30/03	Open	100	None	100	1.7450	1.7450	1.000000	12,505,577.66	12,505,577.66	0.00	1.000000	678,901,453.63	678,901,453.63	0.00
<b>Money Market Total</b>									<b>1.7450</b>	<b>1.7450</b>	<b>1.000000</b>	<b>12,505,577.66</b>	<b>12,505,577.66</b>	<b>0.00</b>	<b>1.000000</b>	<b>678,901,453.63</b>	<b>678,901,453.63</b>	<b>0.00</b>
<b>State Pool</b>																		
MB02-MBIA General																		
AR-0015		State Pool		11/01/08	Open	2000	None	2000	1.6200	1.6200	1.000000	17,374,917.83	17,374,917.83	0.00	1.000000	7,579,500.82	7,579,500.82	0.00
MB03-MBIA Road & Bridge																		
AR-0016		State Pool		11/01/08	Open	2000	None	2000	1.6200	1.6200	1.000000	2,856,438.24	2,856,438.24	0.00	1.000000	51,285.48	51,285.48	0.00
MB04-MBIA Drainage																		
AR-0017		State Pool		11/01/08	Open	2000	None	2000	1.6200	1.6200	1.000000	1,267,218.21	1,267,218.21	0.00	1.000000	735,735.74	735,735.74	0.00
MB06-MBIA Toll Rd. Operations																		
AR-0019		State Pool		11/01/08	Open	2000	None	2000	1.6200	1.6200	1.000000	3,143,377.27	3,143,377.27	0.00	1.000000	8,433,327.70	8,433,327.70	0.00
TT00-TX TERM General																		
AR-0022		State Pool		11/01/08	Open	2005	None	2005	1.4000	1.4000	1.000000	10,006,437.87	10,006,437.87	0.00	1.000000	1,025.52	1,025.52	0.00
TT02-TX TERM Toll Rd. Operation																		
AR-0024		State Pool		11/01/08	Open	2005	None	2005	1.4000	1.4000	0.000000	0.00	0.00	0.00	1.000000	1,024.36	1,024.36	0.00
TT04-TX TERM Road & Bridge																		
AR-0026		State Pool		11/01/08	Open	2005	None	2005	1.4000	1.4000	1.000000	10,463.28	10,463.28	0.00	1.000000	1,022.48	1,022.48	0.00
TT05-TX TERM Drainage																		
AR-0027		State Pool		11/01/08	Open	2005	None	2005	1.4000	1.4000	1.000000	109,774.61	109,774.61	0.00	1.000000	339.21	339.21	0.00
LOG1-Logic- General																		
AR-0028		State Pool		11/10/08	Open	200	None	200	1.5898	1.5898	1.000000	10,000,000.00	10,000,000.00	0.00	1.000000	5,402,150.63	5,402,150.63	0.00
LOG2-Logic-Toll Rd.Operations																		
AR-0029		State Pool		11/10/08	Open	200	None	200	1.5898	1.5898	1.000000	2,000,000.00	2,000,000.00	0.00	1.000000	1,036.87	1,036.87	0.00
LOG5-Logic-Drainage																		
AR-0032		State Pool		11/10/08	Open	200	None	200	1.5898	1.5898	1.000000	500,000.00	500,000.00	0.00	1.000000	1,030.39	1,030.39	0.00
LOG8-Logic-Road & Bridge																		
AR-0035		State Pool		11/10/08	Open	200	None	200	1.5898	1.5898	1.000000	1,000,000.00	1,000,000.00	0.00	1.000000	1,030.81	1,030.81	0.00
MB12-MBIA ESD 100 AGREEMENT																		
AR-0041		State Pool		08/31/16	Open	2000	None	2000	1.6200	1.6200	1.000000	3,900,000.00	3,900,000.00	0.00	1.000000	938,853.75	938,853.75	0.00
MB13-MBIA ASSISTANCE DIST #1																		
AR-0042		State Pool		08/31/16	Open	2000	None	2000	1.6200	1.6200	1.000000	10,000,000.00	10,000,000.00	0.00	1.000000	86,765.45	86,765.45	0.00
MB14-MBIA GR PARKWAY OPERATIONS																		
AR-0043		State Pool		08/31/16	Open	2000	None	2000	1.6200	1.6200	1.000000	8,500,000.00	8,500,000.00	0.00	1.000000	4,601,121.98	4,601,121.98	0.00
MB15-FACILITIES BONDS 2016																		
AR-0044		State Pool		08/31/16	Open	2000	None	2000	1.6200	1.6200	1.000000	30,000,000.00	30,000,000.00	0.00	1.000000	225,884.91	225,884.91	0.00
MB16-MOBILITY BONDS 2016																		
AR-0045		State Pool		08/31/16	Open	2000	None	2000	1.6200	1.6200	1.000000	30,000,000.00	30,000,000.00	0.00	1.000000	188,258.14	188,258.14	0.00
MB17 - SR LIEN BOND 2016																		
AR-0046		State Pool		12/09/16	Open	2000	None	2000	1.2700	1.2700	1.000000	35,000,000.00	35,000,000.00	0.00	0.000000	0.00	0.00	0.00
<b>State Pool Total</b>									<b>1.6142</b>	<b>1.6142</b>	<b>1.000000</b>	<b>165,668,627.31</b>	<b>165,668,627.31</b>	<b>0.00</b>	<b>1.000000</b>	<b>28,249,394.24</b>	<b>28,249,394.24</b>	<b>0.00</b>
<b>Investment Total</b>									<b>1.7045</b>	<b>1.7045</b>	<b>1.000036</b>	<b>207,174,204.97</b>	<b>207,181,710.25</b>	<b>-7,505.28</b>	<b>1.000001</b>	<b>736,150,847.87</b>	<b>736,151,296.02</b>	<b>-448.15</b>

# Open Investments

## Ft. Bend County

Effective Interest - Actual Life  
Receipts in Period  
02/28/18

Showing Ending Par Val/Shares: \$736,150,847.87



## FBC INVESTMENT TRAILING 12 MONTHS

Open Investments		FARMERS MAC DN	FFCB	FHLB	FHLMC	FNMA	FNMA DISCOUNT NOTE	State Pool	Prosperity Money Market	Prosperity - Invst. Acct.
\$ 483,201,357	2/28/2017	\$ -	\$ 8,500,000	\$ -	\$ 30,504,684	\$ -	\$ -	\$ 298,250,107	\$ 145,946,566	\$ -
\$ 432,895,111	3/31/2017	\$ -	\$ 8,500,000	\$ -	\$ 30,504,332	\$ -	\$ -	\$ 265,491,332	\$ 128,399,447	\$ -
\$ 410,513,079	4/30/2017	\$ -	\$ 8,500,000	\$ -	\$ 30,503,980	\$ -	\$ -	\$ 235,712,333	\$ 135,796,767	\$ -
\$ 385,021,459	5/31/2017	\$ -	\$ 8,500,000	\$ -	\$ 30,503,627	\$ -	\$ -	\$ 221,919,910	\$ 124,097,921	\$ -
\$ 371,392,441	6/30/2017	\$ -	\$ 8,500,000	\$ -	\$ 30,503,275	\$ -	\$ -	\$ 43,074,829	\$ 289,314,337	\$ -
\$ 445,969,515	7/31/2017	\$ -	\$ 8,500,000	\$ -	\$ 30,502,922	\$ -	\$ -	\$ 43,119,051	\$ 363,847,542	\$ -
\$ 390,497,782	8/31/2017	\$ -	\$ 8,500,000	\$ -	\$ 30,502,569	\$ -	\$ -	\$ 43,164,659	\$ 308,330,554	\$ -
\$ 363,468,655	9/30/2017	\$ -	\$ 8,500,000	\$ -	\$ 30,502,217	\$ -	\$ -	\$ 43,209,454	\$ 281,256,984	\$ -
\$ 332,060,484	10/31/2017	\$ -	\$ 8,500,000	\$ -	\$ 30,500,000	\$ -	\$ -	\$ 43,256,292	\$ 249,804,192	\$ -
\$ 303,062,222	11/30/2017	\$ -	\$ 8,500,000	\$ -	\$ 30,500,000	\$ -	\$ -	\$ 28,144,030	\$ 235,918,192	\$ -
\$ 324,697,772	12/31/2017	\$ -	\$ 8,500,000	\$ -	\$ 20,500,000	\$ -	\$ -	\$ 28,177,460	\$ 267,520,312	\$ -
\$ 457,666,529	1/31/2018	\$ -	\$ 8,500,000	\$ -	\$ 20,500,000	\$ -	\$ -	\$ 28,214,482	\$ 400,452,047	\$ -
\$ 736,150,848	2/28/2018	\$ -	\$ 8,500,000	\$ -	\$ 20,500,000	\$ -	\$ -	\$ 28,249,394	\$ 678,901,454	\$ -





**Wendt, Sandra**

---

**From:** Laura Turner (111) <Laura.Turner@prosperitybankusa.com>  
**Sent:** Monday, February 5, 2018 8:20 AM  
**To:** Brogdon, Jennifer; Segura, Maria; Elster, Melissa; Schultz, Patsy; Wendt, Sandra  
**Subject:** February interest rate

**In accordance to the Depository bid, the variable interest rate for the month of February will reflect the change in the 91 day T-bill rate. The 91 day T-bill investment rate is 1.455%. Rate paid will be 1.745% (1.455% + .29) on the General Fund and all other accounts.**

**Laura Turner**

Assistant Vice President

Lending Assistant

Prosperity Bank

Sugar Land Banking Center

14060 Southwest Freeway

Sugar Land, TX 77478

Phone: 281-269-7200

Direct: 281-269-7254

Fax: 281-269-7108

Email: [laura.turner@prosperitybankusa.com](mailto:laura.turner@prosperitybankusa.com)

NYSE: PB

**Handy information should the need arise.....**

**281-242-4762** Fastline

**1.866.985.2273** To Activate & Pin your Debit Card

**1.800.684.2132** Report your card Lost/Stolen ATM/Debit Card

**1.800.531.1401** Customer Service Center Mon-->Fri. 7am-7pm & Sat. 9am-5pm (can also assist with debit card issues).



Please consider the environment before printing this e-mail - think Green



This transmission may contain information that is privileged, confidential and or exempt from disclosure under applicable law. If you are not the intended recipient, you are hereby notified that any disclosure, copying, distribution or use of the information contained herein (including any reliance thereon) is **STRICTLY PROHIBITED**. If you received this transmission in error, please immediately contact the sender and destroy the material in its entirety, whether in electronic or hard copy format. Thank you.

[Report This Message as Spam to FBCIT](#)



Daily Rates

February 2018

**TXCLASS**

AVERAGE MONTHLY YIELD: 1.62%

Date	Dividend Rate	Daily Yield
01-Feb-18	0.000043530	1.59%
02-Feb-18	0.000043589	1.59%
03-Feb-18	0.000043589	1.59%
04-Feb-18	0.000043589	1.59%
05-Feb-18	0.000043427	1.59%
06-Feb-18	0.000043996	1.61%
07-Feb-18	0.000043742	1.60%
08-Feb-18	0.000043794	1.60%
09-Feb-18	0.000043975	1.61%
10-Feb-18	0.000043975	1.61%
11-Feb-18	0.000043975	1.61%
12-Feb-18	0.000044044	1.61%
13-Feb-18	0.000044318	1.62%
14-Feb-18	0.000044348	1.62%
15-Feb-18	0.000044308	1.62%
16-Feb-18	0.000044523	1.63%
17-Feb-18	0.000044523	1.63%
18-Feb-18	0.000044523	1.63%
19-Feb-18	0.000044523	1.63%
20-Feb-18	0.000044523	1.63%
21-Feb-18	0.000044833	1.64%
22-Feb-18	0.000044824	1.64%
23-Feb-18	0.000045038	1.64%
24-Feb-18	0.000045038	1.64%
25-Feb-18	0.000045038	1.64%
26-Feb-18	0.000045071	1.65%
27-Feb-18	0.000045071	1.65%
28-Feb-18	0.000045171	1.65%

**Current Rates:**

***As of February 28, 2018***

<b>Current Yield<sup>1</sup></b>	<b><u>1.43%</u></b>
<b>One-Day Yield<sup>1</sup></b>	<b><u>1.44%</u></b>
<b>Allocation Factor<sup>1</sup></b>	<b><u>0.000039323</u></b>

**Historical Rates**

**Monthly Distribution Yields<sup>2</sup>**

	<u>2009</u>	<u>2010</u>	<u>2011</u>	<u>2012</u>	<u>2013</u>	<u>2014</u>	<u>2015</u>	<u>2016</u>	<u>2017</u>	<u>2018</u>
<b>January</b>	<b>1.14%</b>	<b>0.17%</b>	<b>0.14%</b>	<b>0.08%</b>	<b>0.12%</b>	<b>0.04%</b>	<b>0.07%</b>	<b>0.35%</b>	<b>0.58%</b>	<b>1.34%</b>
<b>February</b>	<b>0.83%</b>	<b>0.17%</b>	<b>0.17%</b>	<b>0.10%</b>	<b>0.10%</b>	<b>0.04%</b>	<b>0.08%</b>	<b>0.39%</b>	<b>0.59%</b>	<b>1.40%</b>
<b>March</b>	<b>0.74%</b>	<b>0.18%</b>	<b>0.14%</b>	<b>0.10%</b>	<b>0.10%</b>	<b>0.04%</b>	<b>0.09%</b>	<b>0.41%</b>	<b>0.66%</b>	
<b>April</b>	<b>0.63%</b>	<b>0.19%</b>	<b>0.10%</b>	<b>0.10%</b>	<b>0.08%</b>	<b>0.04%</b>	<b>0.09%</b>	<b>0.42%</b>	<b>0.75%</b>	
<b>May</b>	<b>0.55%</b>	<b>0.19%</b>	<b>0.09%</b>	<b>0.12%</b>	<b>0.08%</b>	<b>0.04%</b>	<b>0.09%</b>	<b>0.43%</b>	<b>0.76%</b>	
<b>June</b>	<b>0.50%</b>	<b>0.21%</b>	<b>0.09%</b>	<b>0.13%</b>	<b>0.05%</b>	<b>0.04%</b>	<b>0.09%</b>	<b>0.44%</b>	<b>0.85%</b>	
<b>July</b>	<b>0.42%</b>	<b>0.23%</b>	<b>0.06%</b>	<b>0.13%</b>	<b>0.05%</b>	<b>0.05%</b>	<b>0.10%</b>	<b>0.45%</b>	<b>0.96%</b>	
<b>August</b>	<b>0.41%</b>	<b>0.24%</b>	<b>0.08%</b>	<b>0.13%</b>	<b>0.05%</b>	<b>0.06%</b>	<b>0.11%</b>	<b>0.47%</b>	<b>1.00%</b>	
<b>September</b>	<b>0.37%</b>	<b>0.21%</b>	<b>0.07%</b>	<b>0.13%</b>	<b>0.05%</b>	<b>0.06%</b>	<b>0.13%</b>	<b>0.50%</b>	<b>1.03%</b>	
<b>October</b>	<b>0.27%</b>	<b>0.19%</b>	<b>0.07%</b>	<b>0.13%</b>	<b>0.04%</b>	<b>0.06%</b>	<b>0.15%</b>	<b>0.47%</b>	<b>1.05%</b>	
<b>November</b>	<b>0.26%</b>	<b>0.17%</b>	<b>0.08%</b>	<b>0.13%</b>	<b>0.04%</b>	<b>0.06%</b>	<b>0.15%</b>	<b>0.45%</b>	<b>1.09%</b>	
<b>December</b>	<b>0.23%</b>	<b>0.15%</b>	<b>0.11%</b>	<b>0.13%</b>	<b>0.04%</b>	<b>0.07%</b>	<b>0.23%</b>	<b>0.50%</b>	<b>1.21%</b>	

**Call Toll-Free  
1-866-TEX-TERM**

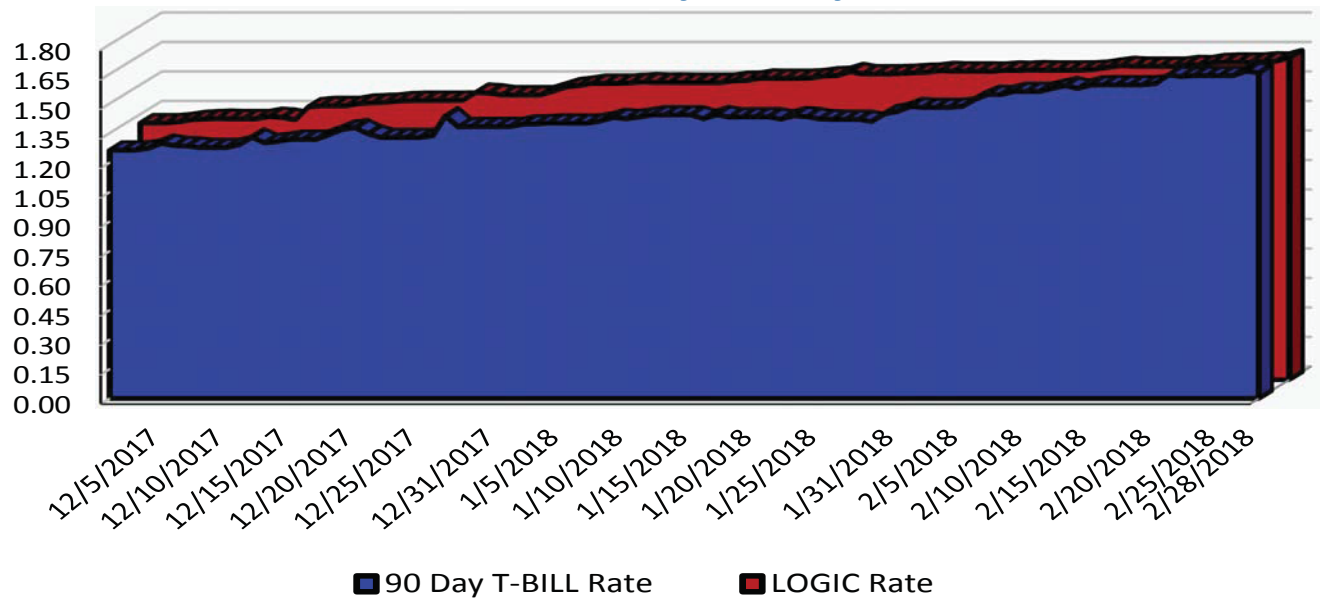
*Past performance is not indicative of future results and yields may vary.*

(1) The current yield, which is also known as the current annualized yield or current seven-day yield, represents the net change, exclusive of capital changes and income other than investment income, in the value of a hypothetical account with a balance of one share (normally \$1.00 per share) over a seven-day base period expressed as a percentage of the value of one share at the beginning of the seven-day period. This resulting net change in account value is then annualized by multiplying it by 365 and dividing the result by 7. The yields shown may reflect fee waivers by service providers that subsidize and reduce the total operating expenses of the TexasDAAILY portfolio. Portfolio yields would be lower if there were no such waivers. The allocation factor represents the daily net income dividend declared by the TexasDAAILY portfolio divided by the portfolio's daily net assets. The one-day yield represents the allocation factor of the TexasDAAILY portfolio divided by the daily net asset value per share (normally \$1.00) multiplied by 365. Unlike the current yield—which excludes capital changes and income other than investment income—the allocation factor and one-day yield are inclusive of capital changes and any income other than investment income.

(2) The monthly distribution yield represents the sum of a month's one-day allocation factors divided by the number of days in that month, and multiplied by 365. The yields shown may reflect fee waivers by service providers that subsidize and reduce the total operating expenses of the TexasDAAILY portfolio. Portfolio yields would be lower if there were no such waivers.

*This information is for institutional investor use only, not for further distribution to retail investors, and does not represent an offer to sell or a solicitation of an offer to buy or sell any fund or other security. Investors should consider the Pool's investment objectives, risks, charges and expenses before investing. This and other information about the Pool is available in the Pool's Information Statement, which should be read carefully before investing. A copy of the Pool's Information Statement may be obtained by calling 1-866-839-8376 or is available on the Pool's website at [www.texasterm.net](http://www.texasterm.net). While TexasDAAILY seeks to maintain a stable net asset value of \$1.00 per share and TexasTERM seeks to achieve a net asset value of \$1.00 per share at its stated maturity, it is possible to lose money investing in the Pool. An investment in the Pool is not insured or guaranteed by the Federal Deposit Insurance Corporation or any other government agency. Shares of the Pool are distributed by **PFM Fund Distributors, Inc.**, member Financial Industry Regulatory Authority (FINRA) ([www.finra.org](http://www.finra.org)) and Securities Investor Protection Corporation (SIPC) ([www.sipc.org](http://www.sipc.org)). PFM Fund Distributors, Inc. is a wholly owned subsidiary of PFM Asset Management LLC.*

## LOGIC versus 90-Day Treasury Bill



This material is for information purposes only. This information does not represent an offer to buy or sell a security. The above rate information is obtained from sources that are believed to be reliable; however, its accuracy or completeness may be subject to change. The LOGIC management fee may be waived in full or in part at the discretion of the LOGIC co-administrators and the LOGIC rate for the period shown reflects waiver of fees. This table represents historical investment performance/return to the customer, net of fees, and is not an indication of future performance. An investment in the security is not insured or guaranteed by the Federal Deposit Insurance Corporation or any other government agency. Although the issuer seeks to preserve the value of an investment at \$1.00 per share, it is possible to lose money by investing in the security. Information about these and other program details are in the fund's Information Statement which should be read carefully before investing. The yield on the 90-Day Treasury Bill ("T-Bill Yield") is shown for comparative purposes only. When comparing the investment returns of the LOGIC pool to the T-Bill Yield, you should know that the LOGIC pool consist of allocations of specific diversified securities as detailed in the respective Information Statements. The T-Bill Yield is taken from Bloomberg Finance L.P. and represents the daily closing yield on the then current 90-day T-Bill. The LOGIC yield is calculated in accordance with regulations governing the registration of open-end management investment companies under the Investment Company Act of 1940 as promulgated from time to time by the federal Securities and Exchange Commission.

## Daily Summary for February 2018

Date	Mny Mkt Fund Equiv. [SEC Std.]	Daily Allocation Factor	LOGIC Invested Balance	Market Value Per Share	WAM Days (1)*	WAM Days (2)*
2/1/2018	1.5707%	0.000043032	\$7,403,816,562.91	1.000002	31	84
2/2/2018	1.5683%	0.000042967	\$7,536,342,688.36	0.999950	31	81
2/3/2018	1.5683%	0.000042967	\$7,536,342,688.36	0.999950	31	81
2/4/2018	1.5683%	0.000042967	\$7,536,342,688.36	0.999950	31	81
2/5/2018	1.5673%	0.000042941	\$7,608,606,557.23	0.999997	31	79
2/6/2018	1.5725%	0.000043081	\$7,625,100,428.34	0.999983	32	79
2/7/2018	1.5715%	0.000043055	\$7,655,186,522.32	0.999985	32	78
2/8/2018	1.5750%	0.000043152	\$7,688,351,577.59	0.999987	32	80
2/9/2018	1.5729%	0.000043093	\$7,799,097,624.85	0.999940	30	77
2/10/2018	1.5729%	0.000043093	\$7,799,097,624.85	0.999940	30	77
2/11/2018	1.5729%	0.000043093	\$7,799,097,624.85	0.999940	30	77
2/12/2018	1.5739%	0.000043120	\$7,794,136,139.21	0.999988	29	76
2/13/2018	1.5777%	0.000043225	\$7,616,735,472.10	0.999973	29	78
2/14/2018	1.5881%	0.000043510	\$7,543,060,542.96	0.999958	30	79
2/15/2018	1.5964%	0.000043736	\$7,385,532,583.43	0.999946	31	81
2/16/2018	1.5926%	0.000043633	\$7,378,193,001.92	0.999983	28	77
2/17/2018	1.5926%	0.000043633	\$7,378,193,001.92	0.999983	28	77
2/18/2018	1.5926%	0.000043633	\$7,378,193,001.92	0.999983	28	77
2/19/2018	1.5926%	0.000043633	\$7,378,193,001.92	0.999983	28	77
2/20/2018	1.6014%	0.000043874	\$7,395,537,951.24	0.999955	27	77
2/21/2018	1.6000%	0.000043843	\$7,378,526,023.49	0.999960	27	75
2/22/2018	1.6106%	0.000044125	\$7,325,653,700.33	0.999973	27	77
2/23/2018	1.6134%	0.000044204	\$7,271,254,997.51	0.999931	27	75
2/24/2018	1.6134%	0.000044204	\$7,271,254,997.51	0.999931	27	75
2/25/2018	1.6134%	0.000044204	\$7,271,254,997.51	0.999931	27	75
2/26/2018	1.6193%	0.000044364	\$7,278,449,701.32	0.999980	27	75
2/27/2018	1.6187%	0.000044347	\$7,251,822,642.97	0.999975	27	75
2/28/2018	1.6361%	0.000044826	\$7,170,298,263.14	0.999958	28	75
Average	1.5898%	0.000043556	\$7,480,488,307.44		29	78

Prosperity Bank  
Money Market Accounts  
February 28, 2018

FUND	DESCRIPTION	BEGINNING BALANCE	DEPOSITS	WITH- DRAWALS	INTEREST	ENDING BALANCE
100	General Operating	156,208,013.42	99,823,119.83	52,778,287.24	247,538.49	203,500,384.50
150	Juvenile Operations	589,736.49	14,683,550.55	3,418,975.17	15,781.37	11,870,093.24
155	Road & Bridge	16,644,173.90	5,950,511.60	3,748,214.73	23,816.67	18,870,287.44
160	Drainage District	16,190,531.73	3,178,685.79	2,826,374.38	22,013.49	16,564,856.63
165	Lateral Road	879,627.63	-	-	1,177.50	880,805.13
170	Statue Restoration	4,378.85	-	-	5.86	4,384.71
175	City Water Assistance	24,205.28	222.38	470.37	32.46	23,989.75
185	Entex Contributions	4.45	-	-	0.01	4.46
190	H L & P Assistance	103,939.17	15,980.17	2,499.53	153.95	117,573.76
195	County Law Library	1,266,317.04	33,347.48	52,471.79	1,665.14	1,248,857.87
200	Law Enforcement Academy	526,891.14	-	12,252.96	693.31	515,331.49
360	Law Enforcement Training	172,882.70	56,741.84	3,136.50	253.81	226,741.85
215	Library Donations	112,537.17	17,223.28	3,322.31	164.84	126,602.98
225	FBC Asset Forfeiture-Task-State	699,526.02	233,919.43	8,643.60	1,141.04	925,942.89
235	Probate Court Training	105,397.83	985.00	-	141.51	106,524.34
245	Alert Program-Juvenile	52,464.39	-	-	70.23	52,534.62
255	D A Asset Forfeiture-Fed.	52.61	-	-	0.07	52.68
265	Gus George Memorial	4,772.45	-	-	6.39	4,778.84
275	D A Special Fund Run	18,184.01	-	-	24.34	18,208.35
280	Co.Atty.Supplemental Salary	223,731.14	597.96	5,378.11	295.32	219,246.31
290	VIT Interest (Tax Coll)	27,249.69	4,330.04	316.54	39.80	31,302.99
300	FBC Elections	568,688.43	49,634.17	95,133.85	708.22	523,896.97
305	FBC Asset Forfeiture-Task-Fed.	30,901.99	-	550.00	40.97	30,392.96
310	Sheriff Ofc/Forfeiture-Assets-St.	472,650.38	19,394.73	11,854.18	633.59	480,824.52
315	Sheriff Ofc/Forfeiture-Assets-Fed.	356,575.22	1,852.42	675.00	476.54	358,229.18
320	Constable Pct. 2 F/A	22.84	-	-	0.03	22.87
322	Constable Pct 3 F/A	952.31	-	-	1.27	953.58
324	Constable Pct 1 F/A	1,193.61	-	-	1.60	1,195.21
335	DA Asset Forfeiture-State	257,430.10	4,040.69	5,029.93	344.65	256,785.51
810	Toll Road Operations	26,906,503.95	1,456,563.80	247,814.38	37,690.53	28,152,943.90
390	Child Protective Service IV-E	44,701.32	1,264.07	13,336.63	49.75	32,678.51
402	Hope 3 Program Sales	5,562.63	-	-	7.45	5,570.08

Prosperity Bank  
Money Market Accounts  
February 28, 2018

410	Child Support IVD Reimb.	269,274.45	1,784.58	-	360.63	271,419.66
415	Local Law Enf.Block Grant	14,744.66	-	-	19.74	14,764.40
440	Supervision	2,542,413.65	271,359.84	445,432.64	3,232.76	2,371,573.61
205	Surface Water Supply Corp.	7,914.00	-	-	10.59	7,924.59
TREA	Treasurer's Account	3,986,243.74	61,720,185.85	65,365,660.74	602.40	341,371.25
INVE	FBC Investment Account	1,423.93	-	1,423.93	0.27	0.27
850M	Boon-Chapman Medical	1,636,818.30	2,000,083.50	2,248,877.74	2,181.09	1,390,205.15
850D	Boon-Chapman Dental	1,342,077.04	130.00	170,980.20	1,678.10	1,172,904.94
882	Boon-Chapman 125	139,981.94	62,492.00	84,773.98	183.46	117,883.42
884	Fee Officer's Account	1,132,921.58	2,364,320.47	1,942,266.41	-	1,554,975.64
912	JP Credit Card Processing	149,957.94	299,327.47	399,642.29	134.07	49,777.19
908	EMS Credit Card Processing	2,819.90	6,359.74	3,857.50	3.52	5,325.66
600/605	Debt Service Account	36,958,093.29	13,486,379.12	36,033,782.22	61,242.99	14,471,933.18
GAS	FBC Fuel Account (Susser)	36.73	265,931.13	265,967.86	50.86	50.86
332	Fire Marshal St. Ass't. Forfeiture	667.41	-	-	0.89	668.30
JE04	JP #4 E-Filing	4,511.78	9,820.25	10,261.53	4.71	4,075.21
DACC	D A Credit Card Processing	2,470.87	2,722.74	4,007.73	1.73	1,187.61
PTCC	Public Transportation Credit Cards	991.58	1,501.62	1,860.00	0.73	633.93
CSCC	CSCD Credit Card	118,921.43	124,016.79	133,485.60	94.78	109,547.40
LBCC	Library Credit Card	5,884.87	9,359.91	13,104.88	4.34	2,144.24
JUCC	Juvenile Credit Card	1,698.16	2,520.74	3,893.70	2.22	327.42
815	Grand Pkwy Toll Road Ops	8,481,400.93	1,539,525.61	651,344.20	12,644.08	9,382,226.42
145	Emergency Svc Dist 100	4,283,700.85	375,711.70	-	5,895.95	4,665,308.50
130	Assistant Dist Number 1	18,226,934.36	477,163.40	1,500.00	24,853.78	18,727,451.54
131	Assistant Dist Number 2	1,144,730.65	178,580.85	1,100.00	1,701.97	1,323,913.47
133	Assistant Dist Number 4	801,144.53	23,623.14	425.00	1,094.58	825,437.25
134	Assistant Dist Number 5	146,465.03	3,305.35	425.00	198.78	149,544.16
135	Assistant Dist Number 6	2,234,316.02	155,509.47	2,400.00	3,137.09	2,390,562.58
136	Assistant Dist Number 7	69,096.96	35,450.33	-	119.61	104,666.90
137	Assistant Dist Number 8	1,470.78	1,041.23	-	2.77	2,514.78
138	Assistant Dist Number 9	93,358.25	99,589.59	-	201.15	193,148.99
139	Assistant Dist Number 10	-	-	-	-	-
140	Assistant Dist Number 11	-	-	-	-	-

Prosperity Bank  
Money Market Accounts  
February 28, 2018

805	Grand Pkwy Toll RD Rev Bond	2,868,600.71	-	-	3,839.99	2,872,440.70
206	Industrial Development Corp	102,018.03	-	-	136.56	102,154.59
CCCS	Non Fee Officer CC Clearing Acct	202,751.14	66,052.83	202,751.14	230.69	66,283.52
802	Sr. Lien Toll Rd Rev Bonds 2016	20,613,149.56	8,428,026.75	7,185,210.31	27,664.11	21,883,630.11
JPMT	Juror Payments	9,703.56	32,972.22	22,716.56	18.82	19,978.04
	Engineering Permitting E-Check	12,468.16	750.00	12,168.16	13.15	1,063.15
207	FBC Historical Commission	1,852.64	-	497.89	2.26	1,357.01
208	East FBC Development	-	-	-	-	-
742	Facilities Bonds 2016	13,947,760.77	-	1,851,140.56	16,730.09	12,113,350.30
744	Mobility Bonds 2016	10,054,448.99	-	2,622,274.94	10,950.57	7,443,124.62
748	Mobility Bonds 2017	3,806,412.01	-	-	5,095.38	3,811,507.39
750	Mission Bend/Four Corners	12,285,676.04	-	598,686.87	15,768.01	11,702,757.18
JE11	JP 1-1 E-Filing	2,680.39	3,265.50	3,998.89	2.02	1,949.02
JE12	JP 1-2 E-Filing	7,420.84	1,818.00	9,096.84	2.14	144.14
JE02	JP 2 E-Filing	7,071.08	10,860.25	12,959.58	5.75	4,977.50
JE03	JP 3 E-Filing	3,279.74	8,238.00	9,371.74	4.71	2,150.71
752	FBC Westpark Extension	30,224,467.70	-	13,522,081.06	34,957.40	16,737,344.04
758	2018 Mobility Projects	-	60,234,572.43	-	23,037.65	60,257,610.08
	<b>Total</b>	<b>400,452,046.86</b>	<b>277,836,317.63</b>	<b>197,074,164.89</b>	<b>613,089.14</b>	<b>481,827,288.74</b>