

Investment Report

Ft. Bend County


10/01/18 - 10/31/18

1

This report summarizes the investment position of Ft. Bend County for the period 10/01/18 to 10/31/18.

	09/30/18	10/31/18
Book Value	321,757,993.90	290,757,535.91
Market Value	321,663,303.90	290,672,365.91
Par Value	321,757,993.90	290,757,535.91
Change in Market Value		9,520.00
Weighted Average Maturity (in Days)	7	7
Weighted Average Yield-to-Maturity of Portfolio	2.3603%	2.4535%
Yield-to-Maturity of 90 Day T-Bill	0.0000%	0.0000%
Accrued Interest		7,905.00


This report is presented in accordance with the Texas Government Code Title 10 Section 2256.023. The below signed hereby certify that, to the best of their knowledge on the date this report was created, Ft. Bend County is in compliance with the provisions of Government Code 2256 and with the stated policies and strategies of Ft. Bend County.



Director of Finance & Investments

1-29-19

Date



County Treasurer

1-28-2019

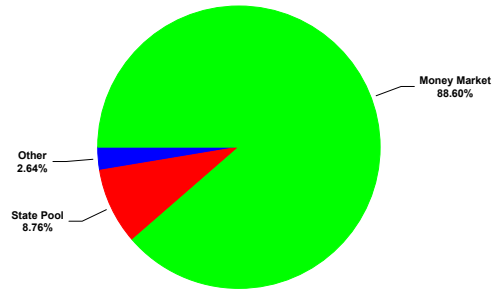
Date

Investment Report

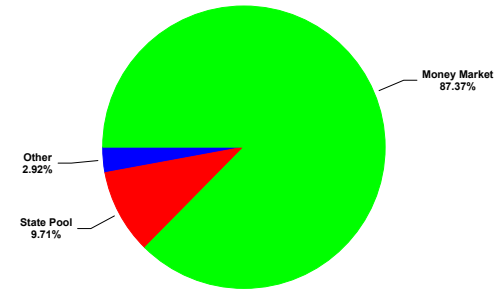
Ft. Bend County

10/01/18 - 10/31/18

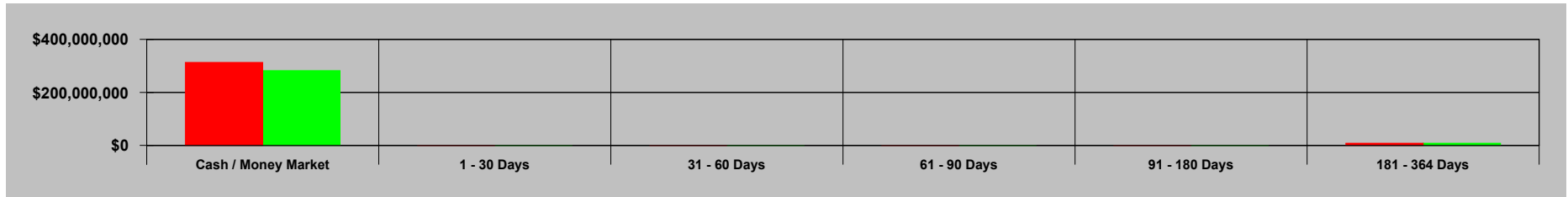
Portfolio Composition - 09/30/18



Portfolio Composition - 10/31/18




Maturity Aging - 09/30/18 vs 10/31/18



■ Previous Period ■ Current Period

Portfolio Performance - 10/01/18 to 10/31/18



■ Portfolio ■ 90 Day T-Bill

GASB 31 Compliance Ft. Bend County

Effective Interest - Actual Life
Receipts in Period
10/01/18 - 10/31/18

CUSIP	Invest Number	Security Description	Purchase Date	Sale Date	Valuation Method	Yield Earned	Price Source	Beginning Unit Price	Par Value On 10/01/18	Reported Value 10/01/18	Purchase Cost	Sales Proceeds	Ending Unit Price	Par Value On 10/31/18	Price Source	Reported Value 10/31/18	Change in Fair Value	Interest	Net Investment Income
3133EGJX4	16-0004	FFCB 1.08 07/05/19	07/05/16	Open	Fair Value	2.3806	FTI	0.988860	8,500,000.00	8,405,310.00	0.00	0.00	0.989980	8,500,000.00	FTI	8,414,830.00	9,520.00	7,905.00	17,425.00
Prosperity-Money Market Accts.	AR-0009	Money Market	11/30/03	Open	Fair Value	2.3667	Manual	1.000000	285,080,624.22	285,080,624.22	0.00	31,056,505.13	1.000000	254,024,119.09	Manual	254,024,119.09	0.00	570,983.44	570,983.44
MB02-MBIA General	AR-0015	State Pool	11/01/08	Open	Fair Value	2.3442	Manual	1.000000	7,673,037.84	7,673,037.84	0.00	-15,278.04	1.000000	7,688,315.88	Manual	7,688,315.88	0.00	15,278.04	15,278.04
MB03-MBIA Road & Bridge	AR-0016	State Pool	11/01/08	Open	Fair Value	2.3439	Manual	1.000000	51,918.42	51,918.42	0.00	-103.36	1.000000	52,021.78	Manual	52,021.78	0.00	103.36	103.36
MB04-MBIA Drainage	AR-0017	State Pool	11/01/08	Open	Fair Value	2.3443	Manual	1.000000	744,815.27	744,815.27	0.00	-1,483.03	1.000000	746,298.30	Manual	746,298.30	0.00	1,483.03	1,483.03
MB06-MBIA Toll Rd. Operations	AR-0019	State Pool	11/01/08	Open	Fair Value	2.3443	Manual	1.000000	8,537,401.63	8,537,401.63	0.00	-16,999.12	1.000000	8,554,400.75	Manual	8,554,400.75	0.00	16,999.12	16,999.12
TT00-TX TERM General	AR-0022	State Pool	11/01/08	Open	Fair Value	2.1582	Manual	1.000000	1,036.50	1,036.50	0.00	-1.90	1.000000	1,038.40	Manual	1,038.40	0.00	1.90	1.90
TT02-TX TERM Toll Rd. Operation	AR-0024	State Pool	11/01/08	Open	Fair Value	2.1493	Manual	1.000000	1,035.33	1,035.33	0.00	-1.89	1.000000	1,037.22	Manual	1,037.22	0.00	1.89	1.89
TT04-TX TERM Road & Bridge	AR-0026	State Pool	11/01/08	Open	Fair Value	2.1532	Manual	1.000000	1,033.44	1,033.44	0.00	-1.89	1.000000	1,035.33	Manual	1,035.33	0.00	1.89	1.89
TT05-TX TERM Drainage	AR-0027	State Pool	11/01/08	Open	Fair Value	2.1634	Manual	1.000000	342.85	342.85	0.00	-0.63	1.000000	343.48	Manual	343.48	0.00	0.63	0.63
LOG1-Logic- General	AR-0028	State Pool	11/10/08	Open	Fair Value	2.3319	Manual	1.000000	5,467,433.50	5,467,433.50	0.00	-10,829.03	1.000000	5,478,262.53	Manual	5,478,262.53	0.00	10,829.03	10,829.03
LOG2-Logic-Toll Rd.Operations	AR-0029	State Pool	11/10/08	Open	Fair Value	2.3898	Manual	1.000000	1,049.33	1,049.33	0.00	-2.13	1.000000	1,051.46	Manual	1,051.46	0.00	2.13	2.13
LOG5-Logic-Drainage	AR-0032	State Pool	11/10/08	Open	Fair Value	2.3935	Manual	1.000000	1,042.81	1,042.81	0.00	-2.12	1.000000	1,044.93	Manual	1,044.93	0.00	2.12	2.12
LOG8-Logic-Road & Bridge	AR-0035	State Pool	11/10/08	Open	Fair Value	2.4038	Manual	1.000000	1,043.23	1,043.23	0.00	-2.13	1.000000	1,045.36	Manual	1,045.36	0.00	2.13	2.13
MB12-MBIA ESD 100 AGREEMENT	AR-0041	State Pool	08/31/16	Open	Fair Value	2.3443	Manual	1.000000	950,439.93	950,439.93	0.00	-1,892.46	1.000000	952,332.39	Manual	952,332.39	0.00	1,892.46	1,892.46
MB13-MBIA ASSISTANCE DIST #1	AR-0042	State Pool	08/31/16	Open	Fair Value	2.3445	Manual	1.000000	87,836.16	87,836.16	0.00	-174.91	1.000000	88,011.07	Manual	88,011.07	0.00	174.91	174.91
MB14-MBIA GR PARKWAY OPERATIONS	AR-0043	State Pool	08/31/16	Open	Fair Value	2.3442	Manual	1.000000	4,657,903.44	4,657,903.44	0.00	-9,274.50	1.000000	4,667,177.94	Manual	4,667,177.94	0.00	9,274.50	9,274.50
Investment Total						<u>2.3649</u>		<u>0.999706</u>	<u>321,757,993.90</u>	<u>321,663,303.90</u>	<u>0.00</u>	<u>31,000,457.99</u>	<u>0.999707</u>	<u>290,757,535.91</u>		<u>290,672,365.91</u>	<u>9,520.00</u>	<u>634,935.58</u>	<u>644,455.58</u>

Portfolio Position

Ft. Bend County

Effective Interest - Actual Life
Receipts in Period
10/01/18 - 10/31/18

CUSIP	Invest Number	Security Description	Purchase Date	Call Date	Par Value On 10/01/18	Par Value On 10/31/18	Market Val On 10/01/18	Market Val On 10/31/18	Purchase Cost	Sales Proceeds	Original Princ/Cost	Amor Value On 10/01/18	Amor Value On 10/31/18
130 - Assistance Dist #1													
State Pool													
MB13-MBIA ASSISTANCE DIST #1	AR-0042	State Pool	08/31/16	Open	<u>87,836.16</u>	<u>88,011.07</u>	<u>87,836.16</u>	<u>88,011.07</u>	<u>0.00</u>	<u>0.00</u>	<u>10,000,000.00</u>	<u>87,836.16</u>	<u>88,011.07</u>
State Pool Total					<u>87,836.16</u>	<u>88,011.07</u>	<u>87,836.16</u>	<u>88,011.07</u>	<u>0.00</u>	<u>0.00</u>	<u>10,000,000.00</u>	<u>87,836.16</u>	<u>88,011.07</u>
130 - Assistance Dist #1 Total					<u>87,836.16</u>	<u>88,011.07</u>	<u>87,836.16</u>	<u>88,011.07</u>	<u>0.00</u>	<u>0.00</u>	<u>10,000,000.00</u>	<u>87,836.16</u>	<u>88,011.07</u>
145 - ESD 100 Agreement													
State Pool													
MB12-MBIA ESD 100 AGREEMENT	AR-0041	State Pool	08/31/16	Open	<u>950,439.93</u>	<u>952,332.39</u>	<u>950,439.93</u>	<u>952,332.39</u>	<u>0.00</u>	<u>0.00</u>	<u>3,900,000.00</u>	<u>950,439.93</u>	<u>952,332.39</u>
State Pool Total					<u>950,439.93</u>	<u>952,332.39</u>	<u>950,439.93</u>	<u>952,332.39</u>	<u>0.00</u>	<u>0.00</u>	<u>3,900,000.00</u>	<u>950,439.93</u>	<u>952,332.39</u>
145 - ESD 100 Agreement Total					<u>950,439.93</u>	<u>952,332.39</u>	<u>950,439.93</u>	<u>952,332.39</u>	<u>0.00</u>	<u>0.00</u>	<u>3,900,000.00</u>	<u>950,439.93</u>	<u>952,332.39</u>
810 - FBC Toll Road Operations													
State Pool													
TT02-TX TERM Toll Rd. Operation	AR-0024	State Pool	11/01/08	Open	<u>0.00</u>	<u>0.00</u>	<u>0.00</u>	<u>0.00</u>	<u>0.00</u>	<u>0.00</u>	<u>0.00</u>	<u>0.00</u>	<u>0.00</u>
State Pool Total					<u>0.00</u>	<u>0.00</u>	<u>0.00</u>	<u>0.00</u>	<u>0.00</u>	<u>0.00</u>	<u>0.00</u>	<u>0.00</u>	<u>0.00</u>
810 - FBC Toll Road Operations Total					<u>0.00</u>	<u>0.00</u>	<u>0.00</u>	<u>0.00</u>	<u>0.00</u>	<u>0.00</u>	<u>0.00</u>	<u>0.00</u>	<u>0.00</u>
815 - Grand Parkway Operations													
State Pool													
MB14-MBIA GR PARKWAY OPERATIONS	AR-0043	State Pool	08/31/16	Open	<u>4,657,903.44</u>	<u>4,667,177.94</u>	<u>4,657,903.44</u>	<u>4,667,177.94</u>	<u>0.00</u>	<u>0.00</u>	<u>8,500,000.00</u>	<u>4,657,903.44</u>	<u>4,667,177.94</u>
State Pool Total					<u>4,657,903.44</u>	<u>4,667,177.94</u>	<u>4,657,903.44</u>	<u>4,667,177.94</u>	<u>0.00</u>	<u>0.00</u>	<u>8,500,000.00</u>	<u>4,657,903.44</u>	<u>4,667,177.94</u>
815 - Grand Parkway Operations Total					<u>4,657,903.44</u>	<u>4,667,177.94</u>	<u>4,657,903.44</u>	<u>4,667,177.94</u>	<u>0.00</u>	<u>0.00</u>	<u>8,500,000.00</u>	<u>4,657,903.44</u>	<u>4,667,177.94</u>
LOG5 - LOGIC DRAINAGE													
State Pool													
LOG5-Logic-Drainage	AR-0032	State Pool	11/10/08	Open	<u>1,042.81</u>	<u>1,044.93</u>	<u>1,042.81</u>	<u>1,044.93</u>	<u>0.00</u>	<u>0.00</u>	<u>500,000.00</u>	<u>1,042.81</u>	<u>1,044.93</u>
State Pool Total					<u>1,042.81</u>	<u>1,044.93</u>	<u>1,042.81</u>	<u>1,044.93</u>	<u>0.00</u>	<u>0.00</u>	<u>500,000.00</u>	<u>1,042.81</u>	<u>1,044.93</u>
LOG5 - LOGIC DRAINAGE Total					<u>1,042.81</u>	<u>1,044.93</u>	<u>1,042.81</u>	<u>1,044.93</u>	<u>0.00</u>	<u>0.00</u>	<u>500,000.00</u>	<u>1,042.81</u>	<u>1,044.93</u>
LOG1 - LOGIC GENERAL													
State Pool													
LOG1-Logic-General	AR-0028	State Pool	11/10/08	Open	<u>5,467,433.50</u>	<u>5,478,262.53</u>	<u>5,467,433.50</u>	<u>5,478,262.53</u>	<u>0.00</u>	<u>0.00</u>	<u>10,000,000.00</u>	<u>5,467,433.50</u>	<u>5,478,262.53</u>
State Pool Total					<u>5,467,433.50</u>	<u>5,478,262.53</u>	<u>5,467,433.50</u>	<u>5,478,262.53</u>	<u>0.00</u>	<u>0.00</u>	<u>10,000,000.00</u>	<u>5,467,433.50</u>	<u>5,478,262.53</u>
LOG1 - LOGIC GENERAL Total					<u>5,467,433.50</u>	<u>5,478,262.53</u>	<u>5,467,433.50</u>	<u>5,478,262.53</u>	<u>0.00</u>	<u>0.00</u>	<u>10,000,000.00</u>	<u>5,467,433.50</u>	<u>5,478,262.53</u>
LOG8 - LOGIC ROAD & BRIDGE													
State Pool													
LOG8-Logic-Road & Bridge	AR-0035	State Pool	11/10/08	Open	<u>1,043.23</u>	<u>1,045.36</u>	<u>1,043.23</u>	<u>1,045.36</u>	<u>0.00</u>	<u>0.00</u>	<u>1,000,000.00</u>	<u>1,043.23</u>	<u>1,045.36</u>
State Pool Total					<u>1,043.23</u>	<u>1,045.36</u>	<u>1,043.23</u>	<u>1,045.36</u>	<u>0.00</u>	<u>0.00</u>	<u>1,000,000.00</u>	<u>1,043.23</u>	<u>1,045.36</u>
LOG8 - LOGIC ROAD & BRIDGE Total					<u>1,043.23</u>	<u>1,045.36</u>	<u>1,043.23</u>	<u>1,045.36</u>	<u>0.00</u>	<u>0.00</u>	<u>1,000,000.00</u>	<u>1,043.23</u>	<u>1,045.36</u>
LOG2 - LOGIC TOLL OPERATIONS													
State Pool													
LOG2-Logic-Toll Rd. Operations	AR-0029	State Pool	11/10/08	Open	<u>1,049.33</u>	<u>1,051.46</u>	<u>1,049.33</u>	<u>1,051.46</u>	<u>0.00</u>	<u>0.00</u>	<u>2,000,000.00</u>	<u>1,049.33</u>	<u>1,051.46</u>
State Pool Total					<u>1,049.33</u>	<u>1,051.46</u>	<u>1,049.33</u>	<u>1,051.46</u>	<u>0.00</u>	<u>0.00</u>	<u>2,000,000.00</u>	<u>1,049.33</u>	<u>1,051.46</u>
LOG2 - LOGIC TOLL OPERATIONS Total					<u>1,049.33</u>	<u>1,051.46</u>	<u>1,049.33</u>	<u>1,051.46</u>	<u>0.00</u>	<u>0.00</u>	<u>2,000,000.00</u>	<u>1,049.33</u>	<u>1,051.46</u>
MB04 - MBIA DRAINAGE													
State Pool													
MB04-MBIA Drainage	AR-0017	State Pool	11/01/08	Open	<u>744,815.27</u>	<u>746,298.30</u>	<u>744,815.27</u>	<u>746,298.30</u>	<u>0.00</u>	<u>0.00</u>	<u>1,267,218.21</u>	<u>744,815.27</u>	<u>746,298.30</u>
State Pool Total					<u>744,815.27</u>	<u>746,298.30</u>	<u>744,815.27</u>	<u>746,298.30</u>	<u>0.00</u>	<u>0.00</u>	<u>1,267,218.21</u>	<u>744,815.27</u>	<u>746,298.30</u>
MB04 - MBIA DRAINAGE Total					<u>744,815.27</u>	<u>746,298.30</u>	<u>744,815.27</u>	<u>746,298.30</u>	<u>0.00</u>	<u>0.00</u>	<u>1,267,218.21</u>	<u>744,815.27</u>	<u>746,298.30</u>
MB02 - MBIA GENERAL													
State Pool													
MB02-MBIA General	AR-0015	State Pool	11/01/08	Open	<u>7,673,037.84</u>	<u>7,688,315.88</u>	<u>7,673,037.84</u>	<u>7,688,315.88</u>	<u>0.00</u>	<u>0.00</u>	<u>17,374,917.83</u>	<u>7,673,037.84</u>	<u>7,688,315.88</u>
State Pool Total					<u>7,673,037.84</u>	<u>7,688,315.88</u>	<u>7,673,037.84</u>	<u>7,688,315.88</u>	<u>0.00</u>	<u>0.00</u>	<u>17,374,917.83</u>	<u>7,673,037.84</u>	<u>7,688,315.88</u>

Portfolio Position

Ft. Bend County

Effective Interest - Actual Life
Receipts in Period
10/01/18 - 10/31/18

CUSIP	Invest Number	Security Description	Purchase Date	Call Date	Par Value On 10/01/18	Par Value On 10/31/18	Market Val On 10/01/18	Market Val On 10/31/18	Purchase Cost	Sales Proceeds	Original Princ/Cost	Amor Value On 10/01/18	Amor Value On 10/31/18
MB02 - MBIA GENERAL Total					<u>7,673,037.84</u>	<u>7,688,315.88</u>	<u>7,673,037.84</u>	<u>7,688,315.88</u>	<u>0.00</u>	<u>0.00</u>	<u>17,374,917.83</u>	<u>7,673,037.84</u>	<u>7,688,315.88</u>
MB03 - MBIA ROAD & BRIDGE													
State Pool													
MB03-MBIA Road & Bridge	AR-0016	State Pool	11/01/08	Open	51,918.42	52,021.78	51,918.42	52,021.78	0.00	0.00	2,856,438.24	51,918.42	52,021.78
State Pool Total					<u>51,918.42</u>	<u>52,021.78</u>	<u>51,918.42</u>	<u>52,021.78</u>	<u>0.00</u>	<u>0.00</u>	<u>2,856,438.24</u>	<u>51,918.42</u>	<u>52,021.78</u>
MB03 - MBIA ROAD & BRIDGE Total					<u>51,918.42</u>	<u>52,021.78</u>	<u>51,918.42</u>	<u>52,021.78</u>	<u>0.00</u>	<u>0.00</u>	<u>2,856,438.24</u>	<u>51,918.42</u>	<u>52,021.78</u>
MB06 - MBIA TOLL RD OPERATIONS													
State Pool													
MB06-MBIA Toll Rd. Operations	AR-0019	State Pool	11/01/08	Open	8,537,401.63	8,554,400.75	8,537,401.63	8,554,400.75	0.00	0.00	3,143,377.27	8,537,401.63	8,554,400.75
State Pool Total					<u>8,537,401.63</u>	<u>8,554,400.75</u>	<u>8,537,401.63</u>	<u>8,554,400.75</u>	<u>0.00</u>	<u>0.00</u>	<u>3,143,377.27</u>	<u>8,537,401.63</u>	<u>8,554,400.75</u>
MB06 - MBIA TOLL RD OPERATIONS Total					<u>8,537,401.63</u>	<u>8,554,400.75</u>	<u>8,537,401.63</u>	<u>8,554,400.75</u>	<u>0.00</u>	<u>0.00</u>	<u>3,143,377.27</u>	<u>8,537,401.63</u>	<u>8,554,400.75</u>
PROS - Prosperity Money Mkt. Accts.													
Money Market													
Prosperity-Money Market Accts.	AR-0009	Money Market	11/30/03	Open	285,080,624.22	254,024,119.09	285,080,624.22	254,024,119.09	0.00	0.00	12,505,577.66	285,080,624.22	254,024,119.09
Money Market Total					<u>285,080,624.22</u>	<u>254,024,119.09</u>	<u>285,080,624.22</u>	<u>254,024,119.09</u>	<u>0.00</u>	<u>0.00</u>	<u>12,505,577.66</u>	<u>285,080,624.22</u>	<u>254,024,119.09</u>
PROS - Prosperity Money Mkt. Accts. Total					<u>285,080,624.22</u>	<u>254,024,119.09</u>	<u>285,080,624.22</u>	<u>254,024,119.09</u>	<u>0.00</u>	<u>0.00</u>	<u>12,505,577.66</u>	<u>285,080,624.22</u>	<u>254,024,119.09</u>
TT05 - TEXAS TERM DRAINAGE													
State Pool													
TT05-TX TERM Drainage	AR-0027	State Pool	11/01/08	Open	342.85	343.48	342.85	343.48	0.00	0.00	109,774.61	342.85	343.48
State Pool Total					<u>342.85</u>	<u>343.48</u>	<u>342.85</u>	<u>343.48</u>	<u>0.00</u>	<u>0.00</u>	<u>109,774.61</u>	<u>342.85</u>	<u>343.48</u>
TT05 - TEXAS TERM DRAINAGE Total					<u>342.85</u>	<u>343.48</u>	<u>342.85</u>	<u>343.48</u>	<u>0.00</u>	<u>0.00</u>	<u>109,774.61</u>	<u>342.85</u>	<u>343.48</u>
TT00 - TEXAS TERM GENERAL													
State Pool													
TT00-TX TERM General	AR-0022	State Pool	11/01/08	Open	1,036.50	1,038.40	1,036.50	1,038.40	0.00	0.00	10,006,437.87	1,036.50	1,038.40
State Pool Total					<u>1,036.50</u>	<u>1,038.40</u>	<u>1,036.50</u>	<u>1,038.40</u>	<u>0.00</u>	<u>0.00</u>	<u>10,006,437.87</u>	<u>1,036.50</u>	<u>1,038.40</u>
TT00 - TEXAS TERM GENERAL Total					<u>1,036.50</u>	<u>1,038.40</u>	<u>1,036.50</u>	<u>1,038.40</u>	<u>0.00</u>	<u>0.00</u>	<u>10,006,437.87</u>	<u>1,036.50</u>	<u>1,038.40</u>
TT04 - TEXAS TERM ROAD & BRIDGE													
State Pool													
TT04-TX TERM Road & Bridge	AR-0026	State Pool	11/01/08	Open	1,033.44	1,035.33	1,033.44	1,035.33	0.00	0.00	10,463.28	1,033.44	1,035.33
State Pool Total					<u>1,033.44</u>	<u>1,035.33</u>	<u>1,033.44</u>	<u>1,035.33</u>	<u>0.00</u>	<u>0.00</u>	<u>10,463.28</u>	<u>1,033.44</u>	<u>1,035.33</u>
TT04 - TEXAS TERM ROAD & BRIDGE Total					<u>1,033.44</u>	<u>1,035.33</u>	<u>1,033.44</u>	<u>1,035.33</u>	<u>0.00</u>	<u>0.00</u>	<u>10,463.28</u>	<u>1,033.44</u>	<u>1,035.33</u>
TT02 - TEXAS TERM TOLL OPERATIONS													
State Pool													
TT02-TX TERM Toll Rd. Operation	AR-0024	State Pool	11/01/08	Open	1,035.33	1,037.22	1,035.33	1,037.22	0.00	0.00	0.00	1,035.33	1,037.22
State Pool Total					<u>1,035.33</u>	<u>1,037.22</u>	<u>1,035.33</u>	<u>1,037.22</u>	<u>0.00</u>	<u>0.00</u>	<u>0.00</u>	<u>1,035.33</u>	<u>1,037.22</u>
TT02 - TEXAS TERM TOLL OPERATIONS Total					<u>1,035.33</u>	<u>1,037.22</u>	<u>1,035.33</u>	<u>1,037.22</u>	<u>0.00</u>	<u>0.00</u>	<u>0.00</u>	<u>1,035.33</u>	<u>1,037.22</u>
09 - Temporary Holding													
FFCB													
3133EGJX4	16-0004	FFCB 1.08 07/05/19	07/05/16	Open	8,500,000.00	8,500,000.00	8,405,310.00	8,414,830.00	0.00	0.00	8,500,000.00	8,500,000.00	8,500,000.00
FFCB Total					<u>8,500,000.00</u>	<u>8,500,000.00</u>	<u>8,405,310.00</u>	<u>8,414,830.00</u>	<u>0.00</u>	<u>0.00</u>	<u>8,500,000.00</u>	<u>8,500,000.00</u>	<u>8,500,000.00</u>
Money Market													
Prosperity-Money Market Accts.	AR-0009	Money Market	11/30/03	Open	0.00	0.00	0.00	0.00	0.00	0.00	0.00	0.00	0.00
Money Market Total					<u>0.00</u>	<u>0.00</u>	<u>0.00</u>	<u>0.00</u>	<u>0.00</u>	<u>0.00</u>	<u>0.00</u>	<u>0.00</u>	<u>0.00</u>
09 - Temporary Holding Total					<u>8,500,000.00</u>	<u>8,500,000.00</u>	<u>8,405,310.00</u>	<u>8,414,830.00</u>	<u>0.00</u>	<u>0.00</u>	<u>8,500,000.00</u>	<u>8,500,000.00</u>	<u>8,500,000.00</u>
Combined Port													
FFCB													
3133EGJX4	16-0004	FFCB 1.08 07/05/19	07/05/16	Open	8,500,000.00	8,500,000.00	8,405,310.00	8,414,830.00	0.00	0.00	8,500,000.00	8,500,000.00	8,500,000.00
FFCB Total					<u>8,500,000.00</u>	<u>8,500,000.00</u>	<u>8,405,310.00</u>	<u>8,414,830.00</u>	<u>0.00</u>	<u>0.00</u>	<u>8,500,000.00</u>	<u>8,500,000.00</u>	<u>8,500,000.00</u>
Money Market													

Portfolio Position

Ft. Bend County

Effective Interest - Actual Life
Receipts in Period
10/01/18 - 10/31/18

CUSIP	Invest Number	Security Description	Purchase Date	Call Date	Par Value On 10/01/18	Par Value On 10/31/18	Market Val On 10/01/18	Market Val On 10/31/18	Purchase Cost	Sales Proceeds	Original Princ/Cost	Amor Value On 10/01/18	Amor Value On 10/31/18
Prosperity-Money Market Accts.	AR-0009	Money Market	11/30/03	Open	<u>285,080,624.22</u>	<u>254,024,119.09</u>	<u>285,080,624.22</u>	<u>254,024,119.09</u>	<u>0.00</u>	<u>0.00</u>	<u>12,505,577.66</u>	<u>285,080,624.22</u>	<u>254,024,119.09</u>
Money Market Total					<u>285,080,624.22</u>	<u>254,024,119.09</u>	<u>285,080,624.22</u>	<u>254,024,119.09</u>	<u>0.00</u>	<u>0.00</u>	<u>12,505,577.66</u>	<u>285,080,624.22</u>	<u>254,024,119.09</u>
State Pool													
LOG1-Logic- General	AR-0028	State Pool	11/10/08	Open	5,467,433.50	5,478,262.53	5,467,433.50	5,478,262.53	0.00	0.00	10,000,000.00	5,467,433.50	5,478,262.53
LOG2-Logic-Toll Rd.Operations	AR-0029	State Pool	11/10/08	Open	1,049.33	1,051.46	1,049.33	1,051.46	0.00	0.00	2,000,000.00	1,049.33	1,051.46
LOG5-Logic-Drainage	AR-0032	State Pool	11/10/08	Open	1,042.81	1,044.93	1,042.81	1,044.93	0.00	0.00	500,000.00	1,042.81	1,044.93
LOG8-Logic-Road & Bridge	AR-0035	State Pool	11/10/08	Open	1,043.23	1,045.36	1,043.23	1,045.36	0.00	0.00	1,000,000.00	1,043.23	1,045.36
MB02-MBIA General	AR-0015	State Pool	11/01/08	Open	7,673,037.84	7,688,315.88	7,673,037.84	7,688,315.88	0.00	0.00	17,374,917.83	7,673,037.84	7,688,315.88
MB03-MBIA Road & Bridge	AR-0016	State Pool	11/01/08	Open	51,918.42	52,021.78	51,918.42	52,021.78	0.00	0.00	2,856,438.24	51,918.42	52,021.78
MB04-MBIA Drainage	AR-0017	State Pool	11/01/08	Open	744,815.27	746,298.30	744,815.27	746,298.30	0.00	0.00	1,267,218.21	744,815.27	746,298.30
MB06-MBIA Toll Rd. Operations	AR-0019	State Pool	11/01/08	Open	8,537,401.63	8,554,400.75	8,537,401.63	8,554,400.75	0.00	0.00	3,143,377.27	8,537,401.63	8,554,400.75
MB12-MBIA ESD 100 AGREEMENT	AR-0041	State Pool	08/31/16	Open	950,439.93	952,332.39	950,439.93	952,332.39	0.00	0.00	3,900,000.00	950,439.93	952,332.39
MB13-MBIA ASSISTANCE DIST #1	AR-0042	State Pool	08/31/16	Open	87,836.16	88,011.07	87,836.16	88,011.07	0.00	0.00	10,000,000.00	87,836.16	88,011.07
MB14-MBIA GR PARKWAY OPERATIONS	AR-0043	State Pool	08/31/16	Open	4,657,903.44	4,667,177.94	4,657,903.44	4,667,177.94	0.00	0.00	8,500,000.00	4,657,903.44	4,667,177.94
TT00-TX TERM General	AR-0022	State Pool	11/01/08	Open	1,036.50	1,038.40	1,036.50	1,038.40	0.00	0.00	10,006,437.87	1,036.50	1,038.40
TT02-TX TERM Toll Rd. Operation	AR-0024	State Pool	11/01/08	Open	1,035.33	1,037.22	1,035.33	1,037.22	0.00	0.00	0.00	1,035.33	1,037.22
TT04-TX TERM Road & Bridge	AR-0026	State Pool	11/01/08	Open	1,033.44	1,035.33	1,033.44	1,035.33	0.00	0.00	10,463.28	1,033.44	1,035.33
TT05-TX TERM Drainage	AR-0027	State Pool	11/01/08	Open	<u>342.85</u>	<u>343.48</u>	<u>342.85</u>	<u>343.48</u>	<u>0.00</u>	<u>0.00</u>	<u>109,774.61</u>	<u>342.85</u>	<u>343.48</u>
State Pool Total					<u>28,177,369.68</u>	<u>28,233,416.82</u>	<u>28,177,369.68</u>	<u>28,233,416.82</u>	<u>0.00</u>	<u>0.00</u>	<u>70,668,627.31</u>	<u>28,177,369.68</u>	<u>28,233,416.82</u>
Combined Port Total					<u>321,757,993.90</u>	<u>290,757,535.91</u>	<u>321,663,303.90</u>	<u>290,672,365.91</u>	<u>0.00</u>	<u>0.00</u>	<u>91,674,204.97</u>	<u>321,757,993.90</u>	<u>290,757,535.91</u>

Earnings and Yields Summary

Ft. Bend County

Effective Interest - Actual Life

Receipts in Period

10/01/18 - 10/31/18

7

Security Description	10/01/18 10/07/18	10/08/18 10/14/18	10/15/18 10/21/18	10/22/18 10/28/18	10/29/18 10/31/18	10/01/18 10/31/18
Combined Port						
FFCB	1,785.00	1,785.00	1,785.00	1,785.00	765.00	7,905.00
Money Market	129,235.84	129,235.84	129,235.85	129,235.85	54,040.06	570,983.44
State Pool	<u>12,639.02</u>	<u>12,639.02</u>	<u>12,639.01</u>	<u>12,639.01</u>	<u>5,491.08</u>	<u>56,047.14</u>
Port Total	<u>143,659.86</u>	<u>143,659.86</u>	<u>143,659.86</u>	<u>143,659.86</u>	<u>60,296.14</u>	<u>634,935.58</u>
Combined Port						
FFCB	1.0800	1.0800	1.0800	1.0800	1.0800	1.0800
Money Market	2.3638	2.3638	2.3638	2.3638	2.3949	2.3667
State Pool	<u>2.3389</u>	<u>2.3389</u>	<u>2.3389</u>	<u>2.3389</u>	<u>2.3694</u>	<u>2.3418</u>
Port Total	<u>2.3272</u>	<u>2.3272</u>	<u>2.3272</u>	<u>2.3272</u>	<u>2.3562</u>	<u>2.3300</u>

Maturity Aging
Ft. Bend County
 Effective Interest - Actual Life
 Receipts in Period
 10/31/18

CUSIP	Invest Number	Security Description	Purchase Date	Days to Maturity	Yield Matur
Cash / Money Market					
LOG1-Logic- General	AR-0028	State Pool	11/10/08	0	2.3320
LOG2-Logic-Toll Rd.Operations	AR-0029	State Pool	11/10/08	0	2.3320
LOG5-Logic-Drainage	AR-0032	State Pool	11/10/08	0	2.3320
LOG8-Logic-Road & Bridge	AR-0035	State Pool	11/10/08	0	2.3320
MB02-MBIA General	AR-0015	State Pool	11/01/08	0	2.3400
MB03-MBIA Road & Bridge	AR-0016	State Pool	11/01/08	0	2.3400
MB04-MBIA Drainage	AR-0017	State Pool	11/01/08	0	2.3400
MB06-MBIA Toll Rd. Operations	AR-0019	State Pool	11/01/08	0	2.3400
MB12-MBIA ESD 100 AGREEMENT	AR-0041	State Pool	08/31/16	0	2.3400
MB13-MBIA ASSISTANCE DIST #1	AR-0042	State Pool	08/31/16	0	2.3400
MB14-MBIA GR PARKWAY OPERATIONS	AR-0043	State Pool	08/31/16	0	2.3400
Prosperity-Money Market Accts.	AR-0009	Money Market	11/30/03	0	2.5130
TT00-TX TERM General	AR-0022	State Pool	11/01/08	0	2.1500
TT02-TX TERM Toll Rd. Operation	AR-0024	State Pool	11/01/08	0	2.1500
TT04-TX TERM Road & Bridge	AR-0026	State Pool	11/01/08	0	2.1500
TT05-TX TERM Drainage	AR-0027	State Pool	11/01/08	0	2.1500
Cash / Money Market Total				<u>0</u>	<u>2.4955</u>
181 - 364 Days					
3133EGJX4	16-0004	FFCB 1.08 07/05/19	07/05/16	247	1.0800
181 - 364 Days Total				<u>247</u>	<u>1.0800</u>
Investment Total				<u>7</u>	<u>2.4535</u>

Activity Statement
Ft. Bend County
Effective Interest - Actual Life
Receipts in Period
10/01/18 - 10/31/18

Purchase Date	Sale Date	CUSIP	Invest Number	Security Description	Amor Value On 10/01/18	Changes In Principal	Purchase Cost	Sales Proceeds	Purchased Interest	Int/Div Rec In the Perd	Amor Value On 10/31/18	
FFCB												
07/05/16	Open	3133EGJX4	16-0004	FFCB 1.08 07/05/19	8,500,000.00	0.00	0.00	0.00	0.00	0.00	8,500,000.00	
FFCB Total					8,500,000.00	0.00	0.00	0.00	0.00	0.00	8,500,000.00	
Money Market												
11/30/03	Open	Prosperity-Money Market Accts.		AR-0009	Money Market	285,080,624.22	-31,056,505.13	0.00	0.00	0.00	570,983.44	254,024,119.09
Money Market Total					285,080,624.22	-31,056,505.13	0.00	0.00	0.00	570,983.44	254,024,119.09	
State Pool												
11/01/08	Open	MB02-MBIA General		AR-0015	State Pool	7,673,037.84	15,278.04	0.00	0.00	0.00	15,278.04	7,688,315.88
11/01/08	Open	MB03-MBIA Road & Bridge		AR-0016	State Pool	51,918.42	103.36	0.00	0.00	0.00	103.36	52,021.78
11/01/08	Open	MB04-MBIA Drainage		AR-0017	State Pool	744,815.27	1,483.03	0.00	0.00	0.00	1,483.03	746,298.30
11/01/08	Open	MB06-MBIA Toll Rd. Operations		AR-0019	State Pool	8,537,401.63	16,999.12	0.00	0.00	0.00	16,999.12	8,554,400.75
11/01/08	Open	TT00-TX TERM General		AR-0022	State Pool	1,036.50	1.90	0.00	0.00	0.00	1.90	1,038.40
11/01/08	Open	TT02-TX TERM Toll Rd. Operation		AR-0024	State Pool	1,035.33	1.89	0.00	0.00	0.00	1.89	1,037.22
11/01/08	Open	TT04-TX TERM Road & Bridge		AR-0026	State Pool	1,033.44	1.89	0.00	0.00	0.00	1.89	1,035.33
11/01/08	Open	TT05-TX TERM Drainage		AR-0027	State Pool	342.85	0.63	0.00	0.00	0.00	0.63	343.48
11/10/08	Open	LOG1-Logic- General		AR-0028	State Pool	5,467,433.50	10,829.03	0.00	0.00	0.00	10,829.03	5,478,262.53
11/10/08	Open	LOG2-Logic-Toll Rd.Operations		AR-0029	State Pool	1,049.33	2.13	0.00	0.00	0.00	2.13	1,051.46
11/10/08	Open	LOG5-Logic-Drainage		AR-0032	State Pool	1,042.81	2.12	0.00	0.00	0.00	2.12	1,044.93
11/10/08	Open	LOG8-Logic-Road & Bridge		AR-0035	State Pool	1,043.23	2.13	0.00	0.00	0.00	2.13	1,045.36
08/31/16	Open	MB12-MBIA ESD 100 AGREEMENT		AR-0041	State Pool	950,439.93	1,892.46	0.00	0.00	0.00	1,892.46	952,332.39
08/31/16	Open	MB13-MBIA ASSISTANCE DIST #1		AR-0042	State Pool	87,836.16	174.91	0.00	0.00	0.00	174.91	88,011.07
08/31/16	Open	MB14-MBIA GR PARKWAY OPERATIONS		AR-0043	State Pool	4,657,903.44	9,274.50	0.00	0.00	0.00	9,274.50	4,667,177.94
State Pool Total					28,177,369.68	56,047.14	0.00	0.00	0.00	56,047.14	28,233,416.82	
Investment Total					321,757,993.90	-31,000,457.99	0.00	0.00	0.00	627,030.58	290,757,535.91	

Interest Accrual
Ft. Bend County
Effective Interest - Actual Life
Receipts in Period
10/01/18 - 10/31/18

10

CUSIP	Invest Number	Security Description	Purchase Date	Sale Date	Yield Earned	Ending Par Val/Shares	Ending Amor Val/Cost	Purchased Interest	Int/Div Rec In the Perd	Int/Div Accrued In the Perd	PTD Purch Received	Int/Div Rec Purch/Date	Int/Div Accrued Purch/Date
09 - Temporary Holding													
FFCB													
3133EGJX4	16-0004	FFCB 1.08 07/05/19	07/05/16	Open	<u>1.0800</u>	<u>8,500,000.00</u>	<u>8,500,000.00</u>	<u>0.00</u>	<u>0.00</u>	<u>7,905.00</u>	<u>0.00</u>	<u>0.00</u>	<u>216,495.00</u>
FFCB Total					1.0800	8,500,000.00	8,500,000.00	0.00	0.00	7,905.00	0.00	0.00	216,495.00
Money Market													
Prosperity-Money Market Accts.	AR-0009	Money Market	11/30/03	Open	<u>0.0000</u>	<u>0.00</u>	<u>0.00</u>	<u>0.00</u>	<u>0.00</u>	<u>0.00</u>	<u>0.00</u>	<u>0.00</u>	<u>0.00</u>
Money Market Total					0.0000	0.00	0.00	0.00	0.00	0.00	0.00	0.00	0.00
09 - Temporary Holding Total					1.0800	8,500,000.00	8,500,000.00	0.00	0.00	7,905.00	0.00	0.00	216,495.00
130 - Assistance Dist #1													
State Pool													
MB13-MBIA ASSISTANCE DIST #1	AR-0042	State Pool	08/31/16	Open	<u>2.3445</u>	<u>88,011.07</u>	<u>88,011.07</u>	<u>0.00</u>	<u>174.91</u>	<u>0.00</u>	<u>0.00</u>	<u>88,011.07</u>	<u>0.00</u>
State Pool Total					2.3445	88,011.07	88,011.07	0.00	174.91	0.00	0.00	88,011.07	0.00
130 - Assistance Dist #1 Total					2.3445	88,011.07	88,011.07	0.00	174.91	0.00	0.00	88,011.07	0.00
145 - ESD 100 Agreement													
State Pool													
MB12-MBIA ESD 100 AGREEMENT	AR-0041	State Pool	08/31/16	Open	<u>2.3443</u>	<u>952,332.39</u>	<u>952,332.39</u>	<u>0.00</u>	<u>1,892.46</u>	<u>0.00</u>	<u>0.00</u>	<u>52,332.39</u>	<u>0.00</u>
State Pool Total					2.3443	952,332.39	952,332.39	0.00	1,892.46	0.00	0.00	52,332.39	0.00
145 - ESD 100 Agreement Total					2.3443	952,332.39	952,332.39	0.00	1,892.46	0.00	0.00	52,332.39	0.00
810 - FBC Toll Road Operations													
State Pool													
TT02-TX TERM Toll Rd. Operation	AR-0024	State Pool	11/01/08	Open	<u>0.0000</u>	<u>0.00</u>	<u>0.00</u>	<u>0.00</u>	<u>0.00</u>	<u>0.00</u>	<u>0.00</u>	<u>0.00</u>	<u>0.00</u>
State Pool Total					0.0000	0.00	0.00	0.00	0.00	0.00	0.00	0.00	0.00
810 - FBC Toll Road Operations Total					0.0000	0.00	0.00	0.00	0.00	0.00	0.00	0.00	0.00
815 - Grand Parkway Operations													
State Pool													
MB14-MBIA GR PARKWAY OPERATIONS	AR-0043	State Pool	08/31/16	Open	<u>2.3442</u>	<u>4,667,177.94</u>	<u>4,667,177.94</u>	<u>0.00</u>	<u>9,274.50</u>	<u>0.00</u>	<u>0.00</u>	<u>167,172.46</u>	<u>0.00</u>
State Pool Total					2.3442	4,667,177.94	4,667,177.94	0.00	9,274.50	0.00	0.00	167,172.46	0.00
815 - Grand Parkway Operations Total					2.3442	4,667,177.94	4,667,177.94	0.00	9,274.50	0.00	0.00	167,172.46	0.00
LOG1 - LOGIC GENERAL													
State Pool													
LOG1-Logic- General	AR-0028	State Pool	11/10/08	Open	<u>2.3319</u>	<u>5,478,262.53</u>	<u>5,478,262.53</u>	<u>0.00</u>	<u>10,829.03</u>	<u>0.00</u>	<u>0.00</u>	<u>548,695.51</u>	<u>0.00</u>
State Pool Total					2.3319	5,478,262.53	5,478,262.53	0.00	10,829.03	0.00	0.00	548,695.51	0.00
LOG1 - LOGIC GENERAL Total					2.3319	5,478,262.53	5,478,262.53	0.00	10,829.03	0.00	0.00	548,695.51	0.00
LOG2 - LOGIC TOLL OPERATIONS													
State Pool													
LOG2-Logic-Toll Rd.Operations	AR-0029	State Pool	11/10/08	Open	<u>2.3898</u>	<u>1,051.46</u>	<u>1,051.46</u>	<u>0.00</u>	<u>2.13</u>	<u>0.00</u>	<u>0.00</u>	<u>62,382.54</u>	<u>0.00</u>
State Pool Total					2.3898	1,051.46	1,051.46	0.00	2.13	0.00	0.00	62,382.54	0.00
LOG2 - LOGIC TOLL OPERATIONS Total					2.3898	1,051.46	1,051.46	0.00	2.13	0.00	0.00	62,382.54	0.00
LOG5 - LOGIC DRAINAGE													
State Pool													
LOG5-Logic-Drainage	AR-0032	State Pool	11/10/08	Open	<u>2.3935</u>	<u>1,044.93</u>	<u>1,044.93</u>	<u>0.00</u>	<u>2.12</u>	<u>0.00</u>	<u>0.00</u>	<u>3,288.70</u>	<u>0.00</u>
State Pool Total					2.3935	1,044.93	1,044.93	0.00	2.12	0.00	0.00	3,288.70	0.00
LOG5 - LOGIC DRAINAGE Total					2.3935	1,044.93	1,044.93	0.00	2.12	0.00	0.00	3,288.70	0.00
LOG8 - LOGIC ROAD & BRIDGE													
State Pool													
LOG8-Logic-Road & Bridge	AR-0035	State Pool	11/10/08	Open	<u>2.4038</u>	<u>1,045.36</u>	<u>1,045.36</u>	<u>0.00</u>	<u>2.13</u>	<u>0.00</u>	<u>0.00</u>	<u>6,532.88</u>	<u>0.00</u>

Interest Accrual

Ft. Bend County

Effective Interest - Actual Life
Receipts in Period
10/01/18 - 10/31/18

CUSIP	Invest Number	Security Description	Purchase Date	Sale Date	Yield Earned	Ending Par Val/Shares	Ending Amor Val/Cost	Purchased Interest	Int/Div Rec In the Perd	Int/Div Accrued In the Perd	PTD Purch Received	Int/Div Rec Purch/Date	Int/Div Accrued Purch/Date
State Pool Total					2.4038	1,045.36	1,045.36	0.00	2.13	0.00	0.00	6,532.88	0.00
LOG8 - LOGIC ROAD & BRIDGE Total					2.4038	1,045.36	1,045.36	0.00	2.13	0.00	0.00	6,532.88	0.00
MB02 - MBIA GENERAL													
State Pool													
MB02-MBIA General	AR-0015	State Pool	11/01/08	Open	2.3442	7,688,315.88	7,688,315.88	0.00	15,278.04	0.00	0.00	417,666.25	0.00
State Pool Total					2.3442	7,688,315.88	7,688,315.88	0.00	15,278.04	0.00	0.00	417,666.25	0.00
MB02 - MBIA GENERAL Total					2.3442	7,688,315.88	7,688,315.88	0.00	15,278.04	0.00	0.00	417,666.25	0.00
MB03 - MBIA ROAD & BRIDGE													
State Pool													
MB03-MBIA Road & Bridge	AR-0016	State Pool	11/01/08	Open	2.3439	52,021.78	52,021.78	0.00	103.36	0.00	0.00	92,760.93	0.00
State Pool Total					2.3439	52,021.78	52,021.78	0.00	103.36	0.00	0.00	92,760.93	0.00
MB03 - MBIA ROAD & BRIDGE Total					2.3439	52,021.78	52,021.78	0.00	103.36	0.00	0.00	92,760.93	0.00
MB04 - MBIA DRAINAGE													
State Pool													
MB04-MBIA Drainage	AR-0017	State Pool	11/01/08	Open	2.3443	746,298.30	746,298.30	0.00	1,483.03	0.00	0.00	103,626.21	0.00
State Pool Total					2.3443	746,298.30	746,298.30	0.00	1,483.03	0.00	0.00	103,626.21	0.00
MB04 - MBIA DRAINAGE Total					2.3443	746,298.30	746,298.30	0.00	1,483.03	0.00	0.00	103,626.21	0.00
MB06 - MBIA TOLL RD OPERATIONS													
State Pool													
MB06-MBIA Toll Rd. Operations	AR-0019	State Pool	11/01/08	Open	2.3443	8,554,400.75	8,554,400.75	0.00	16,999.12	0.00	0.00	270,337.55	0.00
State Pool Total					2.3443	8,554,400.75	8,554,400.75	0.00	16,999.12	0.00	0.00	270,337.55	0.00
MB06 - MBIA TOLL RD OPERATIONS Total					2.3443	8,554,400.75	8,554,400.75	0.00	16,999.12	0.00	0.00	270,337.55	0.00
PROS - Prosperity Money Mkt. Accts.													
Money Market													
Prosperity-Money Market Accts.	AR-0009	Money Market	11/30/03	Open	2.3667	254,024,119.09	254,024,119.09	0.00	570,983.44	0.00	0.00	34,305,043.43	0.00
Money Market Total					2.3667	254,024,119.09	254,024,119.09	0.00	570,983.44	0.00	0.00	34,305,043.43	0.00
PROS - Prosperity Money Mkt. Accts. Total					2.3667	254,024,119.09	254,024,119.09	0.00	570,983.44	0.00	0.00	34,305,043.43	0.00
TT00 - TEXAS TERM GENERAL													
State Pool													
TT00-TX TERM General	AR-0022	State Pool	11/01/08	Open	2.1582	1,038.40	1,038.40	0.00	1.90	0.00	0.00	21,423.17	0.00
State Pool Total					2.1582	1,038.40	1,038.40	0.00	1.90	0.00	0.00	21,423.17	0.00
TT00 - TEXAS TERM GENERAL Total					2.1582	1,038.40	1,038.40	0.00	1.90	0.00	0.00	21,423.17	0.00
TT02 - TEXAS TERM TOLL OPERATIONS													
State Pool													
TT02-TX TERM Toll Rd. Operation	AR-0024	State Pool	11/01/08	Open	2.1493	1,037.22	1,037.22	0.00	1.89	0.00	0.00	17,967.12	0.00
State Pool Total					2.1493	1,037.22	1,037.22	0.00	1.89	0.00	0.00	17,967.12	0.00
TT02 - TEXAS TERM TOLL OPERATIONS Total					2.1493	1,037.22	1,037.22	0.00	1.89	0.00	0.00	17,967.12	0.00
TT04 - TEXAS TERM ROAD & BRIDGE													
State Pool													
TT04-TX TERM Road & Bridge	AR-0026	State Pool	11/01/08	Open	2.1532	1,035.33	1,035.33	0.00	1.89	0.00	0.00	8,242.61	0.00
State Pool Total					2.1532	1,035.33	1,035.33	0.00	1.89	0.00	0.00	8,242.61	0.00
TT04 - TEXAS TERM ROAD & BRIDGE Total					2.1532	1,035.33	1,035.33	0.00	1.89	0.00	0.00	8,242.61	0.00
TT05 - TEXAS TERM DRAINAGE													
State Pool													
TT05-TX TERM Drainage	AR-0027	State Pool	11/01/08	Open	2.1634	343.48	343.48	0.00	0.63	0.00	0.00	5,022.75	0.00
State Pool Total					2.1634	343.48	343.48	0.00	0.63	0.00	0.00	5,022.75	0.00

Interest Accrual
Ft. Bend County
 Effective Interest - Actual Life
 Receipts in Period
 10/01/18 - 10/31/18

12

CUSIP	Invest Number	Security Description	Purchase Date	Sale Date	Yield Earned	Ending Par Val/Shares	Ending Amor Val/Cost	Purchased Interest	Int/Div Rec In the Perd	Int/Div Accrued In the Perd	PTD Purch Received	Int/Div Rec Purch/Date	Int/Div Accrued Purch/Date
TT05 - TEXAS TERM DRAINAGE Total					<u>2.1634</u>	<u>343.48</u>	<u>343.48</u>	<u>0.00</u>	<u>0.63</u>	<u>0.00</u>	<u>0.00</u>	<u>5,022.75</u>	<u>0.00</u>

Premium/Discount Amortization

Ft. Bend County

Effective Interest - Actual Life
Receipts in Period
10/01/18 - 10/31/18

13

CUSIP	Invest Number	Security Description	Purchase Date	Amortiz Date	Yield Earned	Beginning Par Val/Shares	Beginning Unamor Val/Cost	Premium Discount	Ending Par Val/Shares	Ending Amor Val/Cost	Unamor Prem/Dscnt	Amortization In the Perd	Amortization Purch/Date
FFCB													
3133EGJX4	16-0004	FFCB 1.08 07/05/19	07/05/16	07/05/19	<u>1.0800</u>	<u>8,500,000.00</u>	<u>8,500,000.00</u>	<u>0.00</u>	<u>8,500,000.00</u>	<u>8,500,000.00</u>	<u>0.00</u>	<u>0.00</u>	<u>0.00</u>
FFCB Total					<u>1.0800</u>	<u>8,500,000.00</u>	<u>8,500,000.00</u>	<u>0.00</u>	<u>8,500,000.00</u>	<u>8,500,000.00</u>	<u>0.00</u>	<u>0.00</u>	<u>0.00</u>
Money Market													
Prosperity-Money Market Accts.	AR-0009	Money Market	11/30/03	Open	2.3667	<u>285,080,624.22</u>	<u>285,080,624.22</u>	<u>0.00</u>	<u>254,024,119.09</u>	<u>254,024,119.09</u>	<u>0.00</u>	<u>0.00</u>	<u>0.00</u>
Money Market Total					<u>2.3667</u>	<u>285,080,624.22</u>	<u>285,080,624.22</u>	<u>0.00</u>	<u>254,024,119.09</u>	<u>254,024,119.09</u>	<u>0.00</u>	<u>0.00</u>	<u>0.00</u>
State Pool													
MB02-MBIA General	AR-0015	State Pool	11/01/08	Open	2.3442	7,673,037.84	7,673,037.84	0.00	7,688,315.88	7,688,315.88	0.00	0.00	0.00
MB03-MBIA Road & Bridge	AR-0016	State Pool	11/01/08	Open	2.3439	51,918.42	51,918.42	0.00	52,021.78	52,021.78	0.00	0.00	0.00
MB04-MBIA Drainage	AR-0017	State Pool	11/01/08	Open	2.3443	744,815.27	744,815.27	0.00	746,298.30	746,298.30	0.00	0.00	0.00
MB06-MBIA Toll Rd. Operations	AR-0019	State Pool	11/01/08	Open	2.3443	8,537,401.63	8,537,401.63	0.00	8,554,400.75	8,554,400.75	0.00	0.00	0.00
TT00-TX TERM General	AR-0022	State Pool	11/01/08	Open	2.1582	1,036.50	1,036.50	0.00	1,038.40	1,038.40	0.00	0.00	0.00
TT02-TX TERM Toll Rd. Operation	AR-0024	State Pool	11/01/08	Open	2.1493	1,035.33	1,035.33	0.00	1,037.22	1,037.22	0.00	0.00	0.00
TT04-TX TERM Road & Bridge	AR-0026	State Pool	11/01/08	Open	2.1532	1,033.44	1,033.44	0.00	1,035.33	1,035.33	0.00	0.00	0.00
TT05-TX TERM Drainage	AR-0027	State Pool	11/01/08	Open	2.1634	342.85	342.85	0.00	343.48	343.48	0.00	0.00	0.00
LOG1-Logic- General	AR-0028	State Pool	11/10/08	Open	2.3319	5,467,433.50	5,467,433.50	0.00	5,478,262.53	5,478,262.53	0.00	0.00	0.00
LOG2-Logic-Toll Rd.Operations	AR-0029	State Pool	11/10/08	Open	2.3898	1,049.33	1,049.33	0.00	1,051.46	1,051.46	0.00	0.00	0.00
LOG5-Logic-Drainage	AR-0032	State Pool	11/10/08	Open	2.3935	1,042.81	1,042.81	0.00	1,044.93	1,044.93	0.00	0.00	0.00
LOG8-Logic-Road & Bridge	AR-0035	State Pool	11/10/08	Open	2.4038	1,043.23	1,043.23	0.00	1,045.36	1,045.36	0.00	0.00	0.00
MB12-MBIA ESD 100 AGREEMENT	AR-0041	State Pool	08/31/16	Open	2.3443	950,439.93	950,439.93	0.00	952,332.39	952,332.39	0.00	0.00	0.00
MB13-MBIA ASSISTANCE DIST #1	AR-0042	State Pool	08/31/16	Open	2.3445	87,836.16	87,836.16	0.00	88,011.07	88,011.07	0.00	0.00	0.00
MB14-MBIA GR PARKWAY OPERATIONS	AR-0043	State Pool	08/31/16	Open	2.3442	<u>4,657,903.44</u>	<u>4,657,903.44</u>	<u>0.00</u>	<u>4,667,177.94</u>	<u>4,667,177.94</u>	<u>0.00</u>	<u>0.00</u>	<u>0.00</u>
State Pool Total					<u>2.3418</u>	<u>28,177,369.68</u>	<u>28,177,369.68</u>	<u>0.00</u>	<u>28,233,416.82</u>	<u>28,233,416.82</u>	<u>0.00</u>	<u>0.00</u>	<u>0.00</u>
Investment Total					<u>2.3300</u>	<u>321,757,993.90</u>	<u>321,757,993.90</u>	<u>0.00</u>	<u>290,757,535.91</u>	<u>290,757,535.91</u>	<u>0.00</u>	<u>0.00</u>	<u>0.00</u>

Open Investments

Ft. Bend County

Effective Interest - Actual Life
Receipts in Period
10/31/18


CUSIP	Invest Number	Security Description	Invest Class	Purchase Date	Call Date	Purchase Institut	SafeKeep Institut	Issuing Institut	Yield Matur	Yield Call	Original Unit Cost	Original Par Val/Shares	Original Princ/Cost	Orig Prem Discount	Ending Unit Price	Ending Par Val/Shares	Ending Amor Val/Cost	Ending Prem/Dscnt
FFCB																		
3133EGJX4	16-0004	FFCB 1.08 07/05/19		07/05/16	Open	700	100	None	1.0800	1.0800	1.000000	8,500,000.00	8,500,000.00	0.00	1.000000	8,500,000.00	8,500,000.00	0.00
FFCB Total									<u>1.0800</u>	<u>1.0800</u>	<u>1.000000</u>	<u>8,500,000.00</u>	<u>8,500,000.00</u>	<u>0.00</u>	<u>1.000000</u>	<u>8,500,000.00</u>	<u>8,500,000.00</u>	<u>0.00</u>
Money Market																		
Prosperity-Money Market Accts.	AR-0009	Money Market		11/30/03	Open	100	None	100	2.5130	2.5130	1.000000	12,505,577.66	12,505,577.66	0.00	1.000000	254,024,119.09	254,024,119.09	0.00
Money Market Total									<u>2.5130</u>	<u>2.5130</u>	<u>1.000000</u>	<u>12,505,577.66</u>	<u>12,505,577.66</u>	<u>0.00</u>	<u>1.000000</u>	<u>254,024,119.09</u>	<u>254,024,119.09</u>	<u>0.00</u>
State Pool																		
MB02-MBIA General	AR-0015	State Pool		11/01/08	Open	2000	None	2000	2.3400	2.3400	1.000000	17,374,917.83	17,374,917.83	0.00	1.000000	7,688,315.88	7,688,315.88	0.00
MB03-MBIA Road & Bridge	AR-0016	State Pool		11/01/08	Open	2000	None	2000	2.3400	2.3400	1.000000	2,856,438.24	2,856,438.24	0.00	1.000000	52,021.78	52,021.78	0.00
MB04-MBIA Drainage	AR-0017	State Pool		11/01/08	Open	2000	None	2000	2.3400	2.3400	1.000000	1,267,218.21	1,267,218.21	0.00	1.000000	746,298.30	746,298.30	0.00
MB06-MBIA Toll Rd. Operations	AR-0019	State Pool		11/01/08	Open	2000	None	2000	2.3400	2.3400	1.000000	3,143,377.27	3,143,377.27	0.00	1.000000	8,554,400.75	8,554,400.75	0.00
TT00-TX TERM General	AR-0022	State Pool		11/01/08	Open	2005	None	2005	2.1500	2.1500	1.000000	10,006,437.87	10,006,437.87	0.00	1.000000	1,038.40	1,038.40	0.00
TT02-TX TERM Toll Rd. Operation	AR-0024	State Pool		11/01/08	Open	2005	None	2005	2.1500	2.1500	0.000000	0.00	0.00	0.00	1.000000	1,037.22	1,037.22	0.00
TT04-TX TERM Road & Bridge	AR-0026	State Pool		11/01/08	Open	2005	None	2005	2.1500	2.1500	1.000000	10,463.28	10,463.28	0.00	1.000000	1,035.33	1,035.33	0.00
TT05-TX TERM Drainage	AR-0027	State Pool		11/01/08	Open	2005	None	2005	2.1500	2.1500	1.000000	109,774.61	109,774.61	0.00	1.000000	343.48	343.48	0.00
LOG1-Logic- General	AR-0028	State Pool		11/10/08	Open	200	None	200	2.3320	2.3320	1.000000	10,000,000.00	10,000,000.00	0.00	1.000000	5,478,262.53	5,478,262.53	0.00
LOG2-Logic-Toll Rd.Operations	AR-0029	State Pool		11/10/08	Open	200	None	200	2.3320	2.3320	1.000000	2,000,000.00	2,000,000.00	0.00	1.000000	1,051.46	1,051.46	0.00
LOG5-Logic-Drainage	AR-0032	State Pool		11/10/08	Open	200	None	200	2.3320	2.3320	1.000000	500,000.00	500,000.00	0.00	1.000000	1,044.93	1,044.93	0.00
LOG8-Logic-Road & Bridge	AR-0035	State Pool		11/10/08	Open	200	None	200	2.3320	2.3320	1.000000	1,000,000.00	1,000,000.00	0.00	1.000000	1,045.36	1,045.36	0.00
MB12-MBIA ESD 100 AGREEMENT	AR-0041	State Pool		08/31/16	Open	2000	None	2000	2.3400	2.3400	1.000000	3,900,000.00	3,900,000.00	0.00	1.000000	952,332.39	952,332.39	0.00
MB13-MBIA ASSISTANCE DIST #1	AR-0042	State Pool		08/31/16	Open	2000	None	2000	2.3400	2.3400	1.000000	10,000,000.00	10,000,000.00	0.00	1.000000	88,011.07	88,011.07	0.00
MB14-MBIA GR PARKWAY OPERATIONS	AR-0043	State Pool		08/31/16	Open	2000	None	2000	2.3400	2.3400	1.000000	8,500,000.00	8,500,000.00	0.00	1.000000	4,667,177.94	4,667,177.94	0.00
State Pool Total									<u>2.3384</u>	<u>2.3384</u>	<u>1.000000</u>	<u>70,668,627.31</u>	<u>70,668,627.31</u>	<u>0.00</u>	<u>1.000000</u>	<u>28,233,416.82</u>	<u>28,233,416.82</u>	<u>0.00</u>
Investment Total									<u>2.4535</u>	<u>2.4535</u>	<u>1.000000</u>	<u>91,674,204.97</u>	<u>91,674,204.97</u>	<u>0.00</u>	<u>1.000000</u>	<u>290,757,535.91</u>	<u>290,757,535.91</u>	<u>0.00</u>

Open Investments

Ft. Bend County

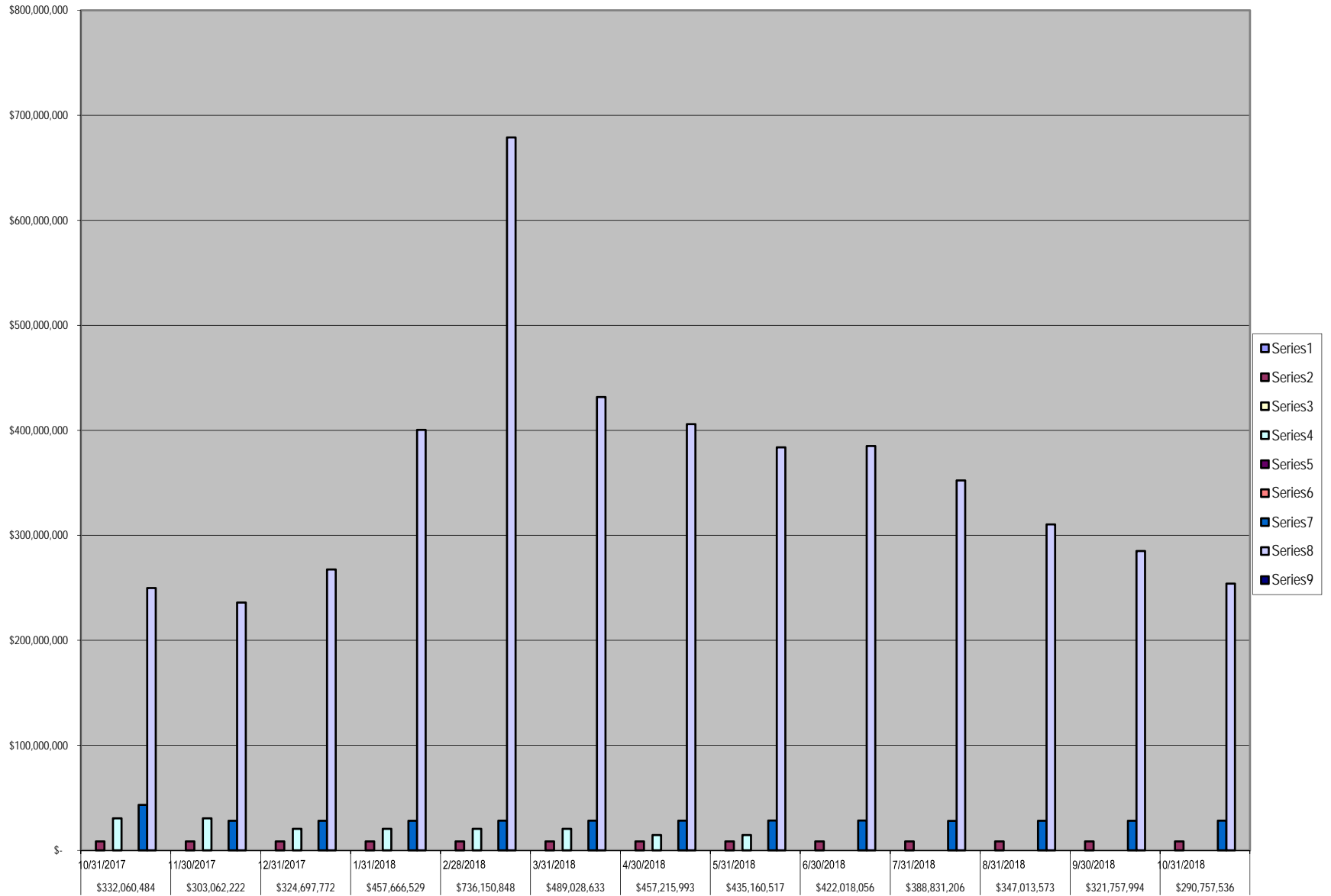
Effective Interest - Actual Life
Receipts in Period
10/31/18

Showing Ending Par Val/Shares: \$290,757,535.91



FBC INVESTMENT TRAILING 12 MONTHS

Open Investments		FARMERS MAC DN	FFCB	FHLB	FHLMC	FNMA	FNMA DISCOUNT NOTE	State Pool	Prosperity Money Market	Prosperity - Invst. Acct.
\$ 332,060,484	10/31/2017	\$ -	\$ 8,500,000	\$ -	\$ 30,500,000	\$ -	\$ -	\$ 43,256,292	\$ 249,804,192	\$ -
\$ 303,062,222	11/30/2017	\$ -	\$ 8,500,000	\$ -	\$ 30,500,000	\$ -	\$ -	\$ 28,144,030	\$ 235,918,192	\$ -
\$ 324,697,772	12/31/2017	\$ -	\$ 8,500,000	\$ -	\$ 20,500,000	\$ -	\$ -	\$ 28,177,460	\$ 267,520,312	\$ -
\$ 457,666,529	1/31/2018	\$ -	\$ 8,500,000	\$ -	\$ 20,500,000	\$ -	\$ -	\$ 28,214,482	\$ 400,452,047	\$ -
\$ 736,150,848	2/28/2018	\$ -	\$ 8,500,000	\$ -	\$ 20,500,000	\$ -	\$ -	\$ 28,249,394	\$ 678,901,454	\$ -
\$ 489,028,633	3/31/2018	\$ -	\$ 8,500,000	\$ -	\$ 20,500,000	\$ -	\$ -	\$ 28,291,247	\$ 431,737,386	\$ -
\$ 457,215,993	4/30/2018	\$ -	\$ 8,500,000	\$ -	\$ 14,500,000	\$ -	\$ -	\$ 28,336,426	\$ 405,879,567	\$ -
\$ 435,160,517	5/31/2018	\$ -	\$ 8,500,000	\$ -	\$ 14,500,000	\$ -	\$ -	\$ 28,385,866	\$ 383,774,651	\$ -
\$ 422,018,056	6/30/2018	\$ -	\$ 8,500,000	\$ -	\$ -	\$ -	\$ -	\$ 28,436,018	\$ 385,082,038	\$ -
\$ 388,831,206	7/31/2018	\$ -	\$ 8,500,000	\$ -	\$ -	\$ -	\$ -	\$ 28,071,977	\$ 352,259,229	\$ -
\$ 347,013,573	8/31/2018	\$ -	\$ 8,500,000	\$ -	\$ -	\$ -	\$ -	\$ 28,125,224	\$ 310,388,349	\$ -
\$ 321,757,994	9/30/2018	\$ -	\$ 8,500,000	\$ -	\$ -	\$ -	\$ -	\$ 28,177,370	\$ 285,080,624	\$ -
\$ 290,757,536	10/31/2018	\$ -	\$ 8,500,000	\$ -	\$ -	\$ -	\$ -	\$ 28,233,417	\$ 254,024,119	\$ -



Wendt, Sandra

From: Laura Turner (111) <Laura.Turner@prosperitybankusa.com>
Sent: Tuesday, October 2, 2018 8:20 AM
To: Brogdon, Jennifer; Segura, Maria; Elster, Melissa; Schultz, Patsy; Wendt, Sandra
Subject: October interest rate

CAUTION: This email originated from outside of the organization. Do not click links or open attachments unless you recognize the sender and know the content is safe.

In accordance to the Depository bid, the variable interest rate for the month of October will reflect the change in the 91 day T-bill rate. The 91 day T-bill investment rate is 2.223%. Rate paid will be 2.513% (2.223% + .29) on the General Fund and all other accounts.

Thank you!

Laura

Laura Turner

Assistant Vice President

Lending Assistant

Sugar Land Banking Center

14060 Southwest Freeway

Sugar Land, TX 77478

Phone: 281-269-7200

Direct: 281-269-7254

Fax: 281-269-7108

Shoretel: 37254

Email: laura.turner@prosperitybankusa.com

NYSE: PB



Handy information should the need arise.....

281-242-4762 Fastline

1.866.985.2273 To Activate & Pin your Debit Card

1.800.684.2132 Report your card Lost/Stolen ATM/Debit Card



Daily Rates

October 2018

TXCLASS

AVERAGE MONTHLY YIELD: 2.34%

Date	Dividend Rate	Daily Yield
01-Oct-18	0.000062956	2.30%
02-Oct-18	0.000063006	2.30%
03-Oct-18	0.000063153	2.31%
04-Oct-18	0.000063427	2.32%
05-Oct-18	0.000063427	2.32%
06-Oct-18	0.000063427	2.32%
07-Oct-18	0.000063427	2.32%
08-Oct-18	0.000063427	2.32%
09-Oct-18	0.000063701	2.33%
10-Oct-18	0.000063735	2.33%
11-Oct-18	0.000063786	2.33%
12-Oct-18	0.000063975	2.34%
13-Oct-18	0.000063975	2.34%
14-Oct-18	0.000063975	2.34%
15-Oct-18	0.000064034	2.34%
16-Oct-18	0.000064249	2.35%
17-Oct-18	0.000064249	2.35%
18-Oct-18	0.000064315	2.35%
19-Oct-18	0.000064523	2.36%
20-Oct-18	0.000064523	2.36%
21-Oct-18	0.000064523	2.36%
22-Oct-18	0.000064586	2.36%
23-Oct-18	0.000064797	2.37%
24-Oct-18	0.000064821	2.37%
25-Oct-18	0.000064797	2.37%
26-Oct-18	0.000065083	2.38%
27-Oct-18	0.000065083	2.38%
28-Oct-18	0.000065083	2.38%
29-Oct-18	0.000065071	2.38%
30-Oct-18	0.000065071	2.38%
31-Oct-18	0.000065071	2.38%

Current Rates:

As of October 31, 2018

Current Yield¹

2.18%

Historical Rates

Monthly Distribution Yields²

	<u>2009</u>	<u>2010</u>	<u>2011</u>	<u>2012</u>	<u>2013</u>	<u>2014</u>	<u>2015</u>	<u>2016</u>	<u>2017</u>	<u>2018</u>
January	1.14%	0.17%	0.14%	0.08%	0.12%	0.04%	0.07%	0.35%	0.58%	1.34%
February	0.83%	0.17%	0.17%	0.10%	0.10%	0.04%	0.08%	0.39%	0.59%	1.40%
March	0.74%	0.18%	0.14%	0.10%	0.10%	0.04%	0.09%	0.41%	0.66%	1.50%
April	0.63%	0.19%	0.10%	0.10%	0.08%	0.04%	0.09%	0.42%	0.75%	1.65%
May	0.55%	0.19%	0.09%	0.12%	0.08%	0.04%	0.09%	0.43%	0.76%	1.75%
June	0.50%	0.21%	0.09%	0.13%	0.05%	0.04%	0.09%	0.44%	0.85%	1.85%
July	0.42%	0.23%	0.06%	0.13%	0.05%	0.05%	0.10%	0.45%	0.96%	1.96%
August	0.41%	0.24%	0.08%	0.13%	0.05%	0.06%	0.11%	0.47%	1.00%	1.99%
September	0.37%	0.21%	0.07%	0.13%	0.05%	0.06%	0.13%	0.50%	1.03%	2.03%
October	0.27%	0.19%	0.07%	0.13%	0.04%	0.06%	0.15%	0.47%	1.05%	2.15%
November	0.26%	0.17%	0.08%	0.13%	0.04%	0.06%	0.15%	0.45%	1.09%	
December	0.23%	0.15%	0.11%	0.13%	0.04%	0.07%	0.23%	0.50%	1.21%	

**Call Toll-Free
1-866-TEX-TERM**

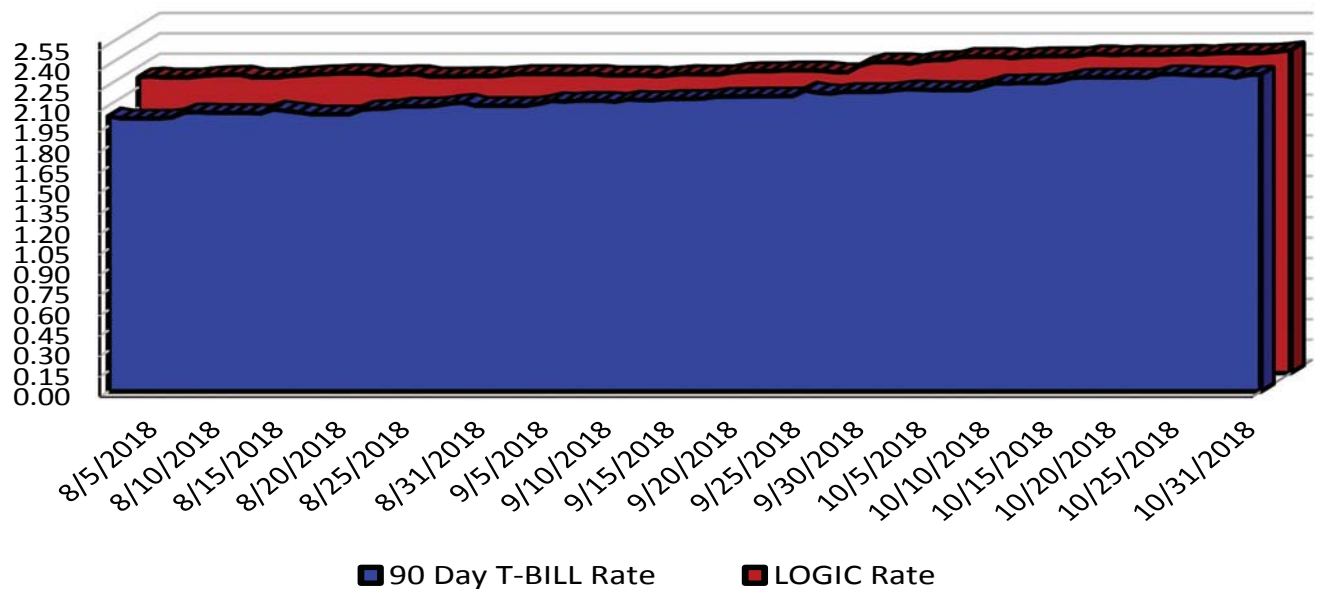
Past performance is not indicative of future results and yields may vary.

(1) The current yield, which is also known as the current annualized yield or current seven-day yield, represents the net change, exclusive of capital changes and income other than investment income, in the value of a hypothetical account with a balance of one share (normally \$1.00 per share) over a seven-day base period expressed as a percentage of the value of one share at the beginning of the seven-day period. This resulting net change in account value is then annualized by multiplying it by 365 and dividing the result by 7. The yields shown may reflect fee waivers by service providers that subsidize and reduce the total operating expenses of the TexasDAIly portfolio. Portfolio yields would be lower if there were no such waivers. The allocation factor represents the daily net income dividend declared by the TexasDAIly portfolio divided by the portfolio's daily net assets. The one-day yield represents the allocation factor of the TexasDAIly portfolio divided by the daily net asset value per share (normally \$1.00) multiplied by 365. Unlike the current yield—which excludes capital changes and income other than investment income—the allocation factor and one-day yield are inclusive of capital changes and any income other than investment income.

(2) The monthly distribution yield represents the sum of a month's one-day allocation factors divided by the number of days in that month, and multiplied by 365. The yields shown may reflect fee waivers by service providers that subsidize and reduce the total operating expenses of the TexasDAIly portfolio. Portfolio yields would be lower if there were no such waivers.

*This information is for institutional investor use only, not for further distribution to retail investors, and does not represent an offer to sell or a solicitation of an offer to buy or sell any fund or other security. Investors should consider the Pool's investment objectives, risks, charges and expenses before investing. This and other information about the Pool is available in the Pool's Information Statement, which should be read carefully before investing. A copy of the Pool's Information Statement may be obtained by calling 1-866-839-8376 or is available on the Pool's website at www.texasterm.net. While TexasDAIly seeks to maintain a stable net asset value of \$1.00 per share and TexasTERM seeks to achieve a net asset value of \$1.00 per share at its stated maturity, it is possible to lose money investing in the Pool. An investment in the Pool is not insured or guaranteed by the Federal Deposit Insurance Corporation or any other government agency. Shares of the Pool are distributed by **PFM Fund Distributors, Inc.**, member Financial Industry Regulatory Authority (FINRA) (www.finra.org) and Securities Investor Protection Corporation (SIPC) (www.sipc.org). PFM Fund Distributors, Inc. is a wholly owned subsidiary of PFM Asset Management LLC.*

LOGIC versus 90-Day Treasury Bill



This material is for information purposes only. This information does not represent an offer to buy or sell a security. The above rate information is obtained from sources that are believed to be reliable; however, its accuracy or completeness may be subject to change. The LOGIC management fee may be waived in full or in part at the discretion of the LOGIC co-administrators and the LOGIC rate for the period shown reflects waiver of fees. This table represents historical investment performance/return to the customer, net of fees, and is not an indication of future performance. An investment in the security is not insured or guaranteed by the Federal Deposit Insurance Corporation or any other government agency. Although the issuer seeks to preserve the value of an investment at \$1.00 per share, it is possible to lose money by investing in the security. Information about these and other program details are in the fund's Information Statement which should be read carefully before investing. The yield on the 90-Day Treasury Bill ("T-Bill Yield") is shown for comparative purposes only. When comparing the investment returns of the LOGIC pool to the T-Bill Yield, you should know that the LOGIC pool consist of allocations of specific diversified securities as detailed in the respective Information Statements. The T-Bill Yield is taken from Bloomberg Finance L.P. and represents the daily closing yield on the then current 90-day T-Bill. The LOGIC yield is calculated in accordance with regulations governing the registration of open-end management investment companies under the Investment Company Act of 1940 as promulgated from time to time by the federal Securities and Exchange Commission.

Daily Summary for October 2018

Date	Mny Mkt Fund Equiv. [SEC Std.]	Daily Allocation Factor	LOGIC Invested Balance	Market Value Per Share	WAM Days (1)*	WAM Days (2)*
10/1/2018	2.2744%	0.000062312	\$6,264,239,163.32	1.000083	44	84
10/2/2018	2.2932%	0.000062828	\$6,251,602,638.86	1.000079	47	89
10/3/2018	2.2990%	0.000062987	\$6,231,522,227.56	1.000084	47	89
10/4/2018	2.2999%	0.000063010	\$6,215,490,087.12	1.000077	46	89
10/5/2018	2.3227%	0.000063635	\$6,171,119,433.56	0.999953	44	87
10/6/2018	2.3227%	0.000063635	\$6,171,119,433.56	0.999953	44	87
10/7/2018	2.3227%	0.000063635	\$6,171,119,433.56	0.999953	44	87
10/8/2018	2.3227%	0.000063635	\$6,171,119,433.56	0.999953	44	87
10/9/2018	2.3129%	0.000063366	\$6,165,409,715.23	1.000072	46	88
10/10/2018	2.3229%	0.000063641	\$6,150,974,366.73	1.000066	48	89
10/11/2018	2.3265%	0.000063740	\$6,136,774,495.54	1.000063	48	89
10/12/2018	2.3273%	0.000063762	\$6,169,101,692.41	0.999993	46	86
10/13/2018	2.3273%	0.000063762	\$6,169,101,692.41	0.999993	46	86
10/14/2018	2.3273%	0.000063762	\$6,169,101,692.41	0.999993	46	86
10/15/2018	2.3414%	0.000064147	\$6,097,566,367.04	1.000076	48	88
10/16/2018	2.3414%	0.000064148	\$6,114,372,513.38	1.000060	48	87
10/17/2018	2.3351%	0.000063976	\$6,073,462,047.25	1.000061	49	88
10/18/2018	2.3407%	0.000064130	\$6,041,136,185.60	1.000054	48	88
10/19/2018	2.3388%	0.000064078	\$6,038,262,698.73	0.999983	47	85
10/20/2018	2.3388%	0.000064078	\$6,038,262,698.73	0.999983	47	85
10/21/2018	2.3388%	0.000064078	\$6,038,262,698.73	0.999983	47	85
10/22/2018	2.3425%	0.000064178	\$6,167,888,454.84	1.000064	47	84
10/23/2018	2.3441%	0.000064222	\$6,099,099,632.96	1.000058	47	87
10/24/2018	2.3409%	0.000064135	\$6,006,320,491.31	1.000031	48	89
10/25/2018	2.3486%	0.000064346	\$6,129,469,119.39	1.000007	46	87
10/26/2018	2.3515%	0.000064426	\$6,077,170,513.54	0.999922	45	85
10/27/2018	2.3515%	0.000064426	\$6,077,170,513.54	0.999922	45	85
10/28/2018	2.3515%	0.000064426	\$6,077,170,513.54	0.999922	45	85
10/29/2018	2.3530%	0.000064465	\$6,082,904,972.50	0.999999	45	84
10/30/2018	2.3612%	0.000064691	\$6,040,712,406.74	0.999987	46	85
10/31/2018	2.3720%	0.000064985	\$6,022,652,132.65	0.999989	47	86
Average	2.3320%	0.000063892	\$6,123,538,047.30		46	87

Prosperity Bank
Money Market Accounts
October 31, 2018

FUND	DESCRIPTION	BEGINNING BALANCE	DEPOSITS	WITH- DRAWALS	INTEREST	ENDING BALANCE
100	General Operating	78,600,332.36	24,124,181.46	42,354,776.90	153,687.83	60,523,424.75
150	Juvenile Operations	2,556,027.41	1,203,445.29	2,293,086.31	4,275.83	1,470,662.22
155	Road & Bridge	9,796,356.96	1,226,181.85	1,932,084.44	20,110.90	9,110,565.27
160	Drainage District	9,647,378.91	79,602.65	1,010,238.45	19,725.78	8,736,468.89
165	Lateral Road	1,016,120.68	34,871.17	-	2,209.55	1,053,201.40
170	Statue Restoration	4,441.29	-	-	9.48	4,450.77
175	City Water Assistance	24,409.01	230.08	1,409.56	51.16	23,280.69
185	Entex Contributions	4.53	-	-	0.01	4.54
190	H L & P Assistance	66,710.35	-	11,951.01	131.08	54,890.42
195	County Law Library	1,260,172.04	37,073.12	38,861.52	2,700.22	1,261,083.86
200	Law Enforcement Academy	474,381.65	14,850.00	46,818.86	963.35	443,376.14
205	Surface Water Supply Corp.	8,026.83	-	-	17.13	8,043.96
206	Industrial Development Corp	93,119.21	-	-	198.75	93,317.96
207	FBC Historical Commission	2,391.41	-	-	5.10	2,396.51
208	East FBC Development	-	-	-	-	-
215	Library Donations	114,230.52	1,667.37	2,722.67	243.31	113,418.53
225	FBC Asset Forfeiture-Task-State	639,098.50	11,848.36	17,870.88	1,365.40	634,441.38
235	Probate Court Training	114,193.32	830.00	-	244.70	115,268.02
245	Alert Program-Juvenile	53,378.92	-	-	113.93	53,492.85
255	D A Asset Forfeiture-Fed.	53.37	-	-	0.11	53.48
265	Gus George Memorial	4,840.49	-	-	10.33	4,850.82
275	D A Special Fund Run	18,443.25	-	-	39.36	18,482.61
280	Co.Atty.Supplemental Salary	187,174.15	70,000.00	6,395.82	526.03	251,304.36
290	VIT Interest (Tax Coll)	52,624.07	4,350.50	-	119.21	57,093.78
300	FBC Elections	681,917.68	2,718.00	3,055.29	1,453.27	683,033.66
305	FBC Asset Forfeiture-Task-Fed.	91,603.83	-	337.23	195.21	91,461.81
310	Sheriff Ofc/Forfeiture-Assets-St.	627,367.93	63,819.37	52,653.60	1,399.28	639,932.98
315	Sheriff Ofc/Forfeiture-Assets-Fed.	382,102.77	5.00	2,025.00	813.73	380,896.50
320	Constable Pct. 2 F/A	23.17	-	-	0.05	23.22
322	Constable Pct 3 F/A	965.89	-	-	2.06	967.95
324	Constable Pct 1 F/A	1,210.62	-	-	2.58	1,213.20
332	Fire Marshal St. Ass't. Forfeiture	676.93	-	-	1.44	678.37

Prosperity Bank
Money Market Accounts
October 31, 2018

335	DA Asset Forfeit.-State	367,399.34	48,119.71	6,478.24	842.02	409,882.83
360	Law Enforcement Training	198,624.36	-	929.00	423.42	198,118.78
390	Child Protective Service IV-E	20,958.04	216,733.65	50,553.81	392.09	187,529.97
402	Hope 3 Program Sales	5,641.93	-	-	12.04	5,653.97
410	Child Support IVD Reimb.	286,959.71	1,357.03	-	612.56	288,929.30
415	Local Law Enf.Block Grant	55,160.62	20,000.00	23,860.00	107.27	51,407.89
440	Supervision	3,269,548.16	240,850.59	571,376.06	6,633.89	2,945,656.58
600/605	Debt Service Account	10,900,745.66	577,070.27	1,109,883.94	23,219.54	10,391,151.53
750	Mission Bend/Four Corners	7,353,447.71	-	66,838.16	15,651.09	7,302,260.64
752	FBC Westpark Extension	1,594,531.73	-	177,497.90	3,333.34	1,420,367.17
758	2018 Mobility Projects	51,162,920.58	3,000.00	2,937,321.00	105,765.86	48,334,365.44
802	Sr. Lien Toll Rd Rev Bonds 2016	14,625,469.81	37,271.35	275,433.15	30,976.51	14,418,284.52
805	Grand Pkwy Toll RD Rev Bond	2,792,341.89	-	-	5,959.77	2,798,301.66
810	Toll Road Operations	32,659,468.41	6,135,994.93	6,352,700.75	69,581.64	32,512,344.23
815	Grand Pkwy Toll Road Ops	11,914,783.35	4,162,075.64	4,506,529.25	24,536.97	11,594,866.71
TREA	Treasurer's Account	5,530,429.47	13,847,807.57	19,374,831.00	1,658.61	5,064.65
INVE	FBC Investment Account	-	-	-	-	-
850M	Boon-Chapman Medical	2,704,854.95	2,000,088.89	2,863,208.12	3,500.85	1,845,236.57
850D	Boon-Chapman Dental	1,489,640.81	813.00	146,663.51	3,005.35	1,346,795.65
882	Boon-Chapman 125	138,302.81	90,018.59	42,938.02	350.00	185,733.38
884	Fee Officer's Account	1,796,972.12	1,969,651.71	1,878,069.94	-	1,888,553.89
912	JP Credit Card Processing	84,424.30	288,904.55	332,002.38	125.96	41,452.43
908	EMS Credit Card Processing	13,206.26	17,815.94	16,166.90	26.17	14,881.47
DACC	D A Credit Card Processing	1,715.59	3,246.76	4,779.36	1.22	184.21
PTCC	Public Transportation Credit Cards	743.42	2,090.28	1,218.74	1.89	1,616.85
CSCC	CSCD Credit Card	104,140.19	163,238.06	137,413.62	145.69	130,110.32
LBCC	Library Credit Card	6,039.78	11,500.13	12,254.11	7.49	5,293.29
JUCC	Juvenile Credit Card	2,037.07	3,984.70	5,235.07	3.02	789.72
130	Assistant Dist Number 1	16,035,738.19	300,899.70	-	34,639.86	16,371,277.75
131	Assistant Dist Number 2	2,238,337.09	106,149.71	-	4,923.51	2,349,410.31
133	Assistant Dist Number 4	1,041,600.28	29,456.29	-	2,263.68	1,073,320.25
134	Assistant Dist Number 5	179,687.23	3,872.87	-	388.84	183,948.94
135	Assistant Dist Number 6	2,694,238.88	95,600.94	2,185.00	5,879.48	2,793,534.30

Prosperity Bank
Money Market Accounts
October 31, 2018

136	Assistant Dist Number 7	160,470.04	37,319.48	-	386.18	198,175.70
137	Assistant Dist Number 8	12,021.11	1,703.11	-	27.65	13,751.87
138	Assistant Dist Number 9	599,550.89	54,496.54	-	1,343.42	655,390.85
139	Assistant Dist Number 10	-	-	-	-	-
140	Assistant Dist Number 11	-	-	-	-	-
145	Emergency Svc Dist 100	6,133,675.70	-	-	13,091.28	6,146,766.98
CCCS	Non Fee Officer CC Clearing Acct	361,196.34	50,528.81	361,196.34	453.58	50,982.39
GAS	FBC Fuel Account (Susser)	108.76	338,409.54	338,518.30	23.30	23.30
JPMT	Juror Payments	9,816.08	73,023.95	62,463.86	46.83	20,423.00
EPEC	Engineering Permitting E-Check	8,684.76	4,110.00	9,404.76	12.21	3,402.21
JE11	JP 1-1 E-Filing	1,284.50	4,851.00	5,240.50	1.70	896.70
JE12	JP 1-2 E-Filing	627.49	3,228.00	2,578.49	1.28	1,278.28
JE02	JP 2 E-Filing	1,451.34	13,016.50	12,283.34	3.98	2,188.48
JE03	JP 3 E-Filing	445.99	14,544.49	13,700.48	3.64	1,293.64
JE04	JP #4 E-Filing	1,403.43	7,999.00	7,965.43	2.59	1,439.59
	Total	285,080,624.22	57,856,517.50	89,484,006.07	570,983.44	254,024,119.09