

Investment Report

Ft. Bend County


05/01/19 - 05/31/19

1

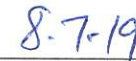
This report summarizes the investment position of Ft. Bend County for the period 05/01/19 to 05/31/19.

	04/30/19	05/31/19
Book Value	380,876,410.37	361,879,205.66
Market Value	380,856,010.37	361,869,685.66
Par Value	380,876,410.37	361,879,205.66
Change in Market Value		10,880.00
Weighted Average Maturity (in Days)	1	1
Weighted Average Yield-to-Maturity of Portfolio	2.7039%	2.6903%
Yield-to-Maturity of 90 Day T-Bill	0.0000%	0.0000%
Accrued Interest		7,905.00

This report is presented in accordance with the Texas Government Code Title 10 Section 2256.023. The below signed hereby certify that, to the best of their knowledge on the date this report was created, Ft. Bend County is in compliance with the provisions of Government Code 2256 and with the stated policies and strategies of Ft. Bend County.



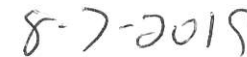
Director of Finance & Investments



Date



County Treasurer



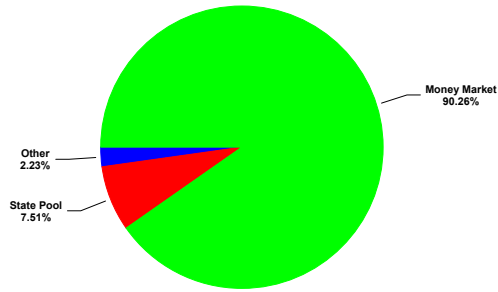
Date

Investment Report

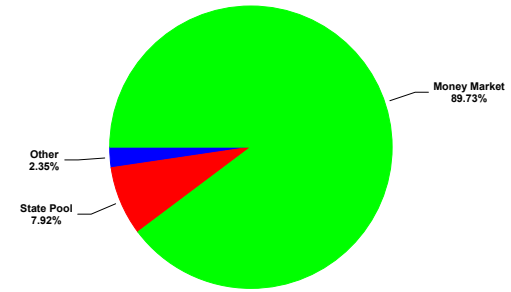
Ft. Bend County

05/01/19 - 05/31/19

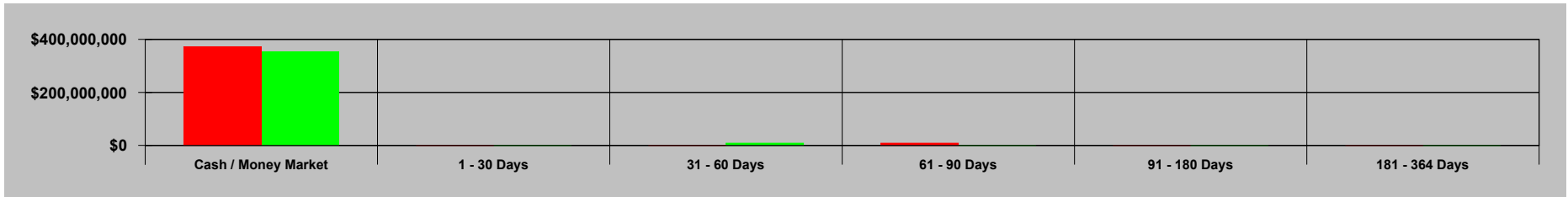
Portfolio Composition - 04/30/19



Portfolio Composition - 05/31/19




Maturity Aging - 04/30/19 vs 05/31/19



■ Previous Period ■ Current Period

Portfolio Performance - 05/01/19 to 05/31/19



■ Portfolio ■ 90 Day T-Bill

GASB 31 Compliance Ft. Bend County

Effective Interest - Actual Life
Receipts in Period
05/01/19 - 05/31/19

CUSIP	Invest Number	Security Description	Purchase Date	Sale Date	Valuation Method	Yield Earned	Price Source	Beginning Unit Price	Par Value On 05/01/19	Reported Value 05/01/19	Purchase Cost	Sales Proceeds	Ending Unit Price	Par Value On 05/31/19	Price Source 05/31/19	Reported Value 05/31/19	Change in Fair Value	Interest	Net Investment Income
3133EGJX4	16-0004	FFCB 1.08 07/05/19	07/05/16	Open	Fair Value	2.5665	FTI	0.997600	8,500,000.00	8,479,600.00	0.00	0.00	0.998880	8,500,000.00	FTI	8,490,480.00	10,880.00	7,905.00	18,785.00
Prosperity-Money Market Accts.	AR-0009	Money Market	11/30/03	Open	Fair Value	2.6599	Manual	1.000000	343,782,439.27	343,782,439.27	0.00	19,059,268.14	1.000000	324,723,171.13	Manual	324,723,171.13	0.00	775,205.36	775,205.36
MB02-MBIA General	AR-0015	State Pool	11/01/08	Open	Fair Value	2.5590	Manual	1.000000	7,786,649.88	7,786,649.88	0.00	-16,924.54	1.000000	7,803,574.42	Manual	7,803,574.42	0.00	16,924.54	16,924.54
MB03-MBIA Road & Bridge	AR-0016	State Pool	11/01/08	Open	Fair Value	2.5586	Manual	1.000000	52,687.16	52,687.16	0.00	-114.50	1.000000	52,801.66	Manual	52,801.66	0.00	114.50	114.50
MB04-MBIA Drainage	AR-0017	State Pool	11/01/08	Open	Fair Value	2.5590	Manual	1.000000	755,843.50	755,843.50	0.00	-1,642.85	1.000000	757,486.35	Manual	757,486.35	0.00	1,642.85	1,642.85
MB06-MBIA Toll Rd. Operations	AR-0019	State Pool	11/01/08	Open	Fair Value	2.5590	Manual	1.000000	8,663,812.03	8,663,812.03	0.00	-18,831.08	1.000000	8,682,643.11	Manual	8,682,643.11	0.00	18,831.08	18,831.08
TT00-TX TERM General	AR-0022	State Pool	11/01/08	Open	Fair Value	2.4093	Manual	1.000000	1,050.61	1,050.61	0.00	-2.15	1.000000	1,052.76	Manual	1,052.76	0.00	2.15	2.15
TT02-TX TERM Toll Rd. Operation	AR-0024	State Pool	11/01/08	Open	Fair Value	2.4121	Manual	1.000000	1,049.42	1,049.42	0.00	-2.15	1.000000	1,051.57	Manual	1,051.57	0.00	2.15	2.15
TT04-TX TERM Road & Bridge	AR-0026	State Pool	11/01/08	Open	Fair Value	2.4165	Manual	1.000000	1,047.49	1,047.49	0.00	-2.15	1.000000	1,049.64	Manual	1,049.64	0.00	2.15	2.15
TT05-TX TERM Drainage	AR-0027	State Pool	11/01/08	Open	Fair Value	2.4054	Manual	1.000000	347.51	347.51	0.00	-0.71	1.000000	348.22	Manual	348.22	0.00	0.71	0.71
LOG1-Logic- General	AR-0028	State Pool	11/10/08	Open	Fair Value	2.5408	Manual	1.000000	5,547,780.63	5,547,780.63	0.00	-11,972.48	1.000000	5,559,753.11	Manual	5,559,753.11	0.00	11,972.48	11,972.48
LOG2-Logic-Toll Rd.Operations	AR-0029	State Pool	11/10/08	Open	Fair Value	2.4431	Manual	1.000000	1,065.03	1,065.03	0.00	-2.21	1.000000	1,067.24	Manual	1,067.24	0.00	2.21	2.21
LOG5-Logic-Drainage	AR-0032	State Pool	11/10/08	Open	Fair Value	2.4588	Manual	1.000000	1,058.22	1,058.22	0.00	-2.21	1.000000	1,060.43	Manual	1,060.43	0.00	2.21	2.21
LOG8-Logic-Road & Bridge	AR-0035	State Pool	11/10/08	Open	Fair Value	2.4577	Manual	1.000000	1,058.67	1,058.67	0.00	-2.21	1.000000	1,060.88	Manual	1,060.88	0.00	2.21	2.21
MB12-MBIA ESD 100 AGREEMENT	AR-0041	State Pool	08/31/16	Open	Fair Value	2.5590	Manual	1.000000	964,512.77	964,512.77	0.00	-2,096.42	1.000000	966,609.19	Manual	966,609.19	0.00	2,096.42	2,096.42
MB13-MBIA ASSISTANCE DIST #1	AR-0042	State Pool	08/31/16	Open	Fair Value	2.5594	Manual	1.000000	89,136.73	89,136.73	0.00	-193.77	1.000000	89,330.50	Manual	89,330.50	0.00	193.77	193.77
MB14-MBIA GR PARKWAY OPERATIONS	AR-0043	State Pool	08/31/16	Open	Fair Value	2.5590	Manual	1.000000	4,726,871.45	4,726,871.45	0.00	-10,274.00	1.000000	4,737,145.45	Manual	4,737,145.45	0.00	10,274.00	10,274.00
Investment Total						<u>2.6500</u>		<u>0.999946</u>	<u>380,876,410.37</u>	<u>380,856,010.37</u>	<u>0.00</u>	<u>18,997,204.71</u>	<u>0.999974</u>	<u>361,879,205.66</u>		<u>361,869,685.66</u>	<u>10,880.00</u>	<u>845,173.79</u>	<u>856,053.79</u>

Portfolio Position

Ft. Bend County

Effective Interest - Actual Life
Receipts in Period
05/01/19 - 05/31/19

CUSIP	Invest Number	Security Description	Purchase Date	Call Date	Par Value On 05/01/19	Par Value On 05/31/19	Market Val On 05/01/19	Market Val On 05/31/19	Purchase Cost	Sales Proceeds	Original Princ/Cost	Amor Value On 05/01/19	Amor Value On 05/31/19
130 - Assistance Dist #1													
State Pool													
MB13-MBIA ASSISTANCE DIST #1	AR-0042	State Pool	08/31/16	Open	<u>89,136.73</u>	<u>89,330.50</u>	<u>89,136.73</u>	<u>89,330.50</u>	<u>0.00</u>	<u>0.00</u>	<u>10,000,000.00</u>	<u>89,136.73</u>	<u>89,330.50</u>
State Pool Total					<u>89,136.73</u>	<u>89,330.50</u>	<u>89,136.73</u>	<u>89,330.50</u>	<u>0.00</u>	<u>0.00</u>	<u>10,000,000.00</u>	<u>89,136.73</u>	<u>89,330.50</u>
130 - Assistance Dist #1 Total					<u>89,136.73</u>	<u>89,330.50</u>	<u>89,136.73</u>	<u>89,330.50</u>	<u>0.00</u>	<u>0.00</u>	<u>10,000,000.00</u>	<u>89,136.73</u>	<u>89,330.50</u>
145 - ESD 100 Agreement													
State Pool													
MB12-MBIA ESD 100 AGREEMENT	AR-0041	State Pool	08/31/16	Open	<u>964,512.77</u>	<u>966,609.19</u>	<u>964,512.77</u>	<u>966,609.19</u>	<u>0.00</u>	<u>0.00</u>	<u>3,900,000.00</u>	<u>964,512.77</u>	<u>966,609.19</u>
State Pool Total					<u>964,512.77</u>	<u>966,609.19</u>	<u>964,512.77</u>	<u>966,609.19</u>	<u>0.00</u>	<u>0.00</u>	<u>3,900,000.00</u>	<u>964,512.77</u>	<u>966,609.19</u>
145 - ESD 100 Agreement Total					<u>964,512.77</u>	<u>966,609.19</u>	<u>964,512.77</u>	<u>966,609.19</u>	<u>0.00</u>	<u>0.00</u>	<u>3,900,000.00</u>	<u>964,512.77</u>	<u>966,609.19</u>
810 - FBC Toll Road Operations													
State Pool													
TT02-TX TERM Toll Rd. Operation	AR-0024	State Pool	11/01/08	Open	<u>0.00</u>	<u>0.00</u>	<u>0.00</u>	<u>0.00</u>	<u>0.00</u>	<u>0.00</u>	<u>0.00</u>	<u>0.00</u>	<u>0.00</u>
State Pool Total					<u>0.00</u>	<u>0.00</u>	<u>0.00</u>	<u>0.00</u>	<u>0.00</u>	<u>0.00</u>	<u>0.00</u>	<u>0.00</u>	<u>0.00</u>
810 - FBC Toll Road Operations Total					<u>0.00</u>	<u>0.00</u>	<u>0.00</u>	<u>0.00</u>	<u>0.00</u>	<u>0.00</u>	<u>0.00</u>	<u>0.00</u>	<u>0.00</u>
815 - Grand Parkway Operations													
State Pool													
MB14-MBIA GR PARKWAY OPERATIONS	AR-0043	State Pool	08/31/16	Open	<u>4,726,871.45</u>	<u>4,737,145.45</u>	<u>4,726,871.45</u>	<u>4,737,145.45</u>	<u>0.00</u>	<u>0.00</u>	<u>8,500,000.00</u>	<u>4,726,871.45</u>	<u>4,737,145.45</u>
State Pool Total					<u>4,726,871.45</u>	<u>4,737,145.45</u>	<u>4,726,871.45</u>	<u>4,737,145.45</u>	<u>0.00</u>	<u>0.00</u>	<u>8,500,000.00</u>	<u>4,726,871.45</u>	<u>4,737,145.45</u>
815 - Grand Parkway Operations Total					<u>4,726,871.45</u>	<u>4,737,145.45</u>	<u>4,726,871.45</u>	<u>4,737,145.45</u>	<u>0.00</u>	<u>0.00</u>	<u>8,500,000.00</u>	<u>4,726,871.45</u>	<u>4,737,145.45</u>
LOG5 - LOGIC DRAINAGE													
State Pool													
LOG5-Logic-Drainage	AR-0032	State Pool	11/10/08	Open	<u>1,058.22</u>	<u>1,060.43</u>	<u>1,058.22</u>	<u>1,060.43</u>	<u>0.00</u>	<u>0.00</u>	<u>500,000.00</u>	<u>1,058.22</u>	<u>1,060.43</u>
State Pool Total					<u>1,058.22</u>	<u>1,060.43</u>	<u>1,058.22</u>	<u>1,060.43</u>	<u>0.00</u>	<u>0.00</u>	<u>500,000.00</u>	<u>1,058.22</u>	<u>1,060.43</u>
LOG5 - LOGIC DRAINAGE Total					<u>1,058.22</u>	<u>1,060.43</u>	<u>1,058.22</u>	<u>1,060.43</u>	<u>0.00</u>	<u>0.00</u>	<u>500,000.00</u>	<u>1,058.22</u>	<u>1,060.43</u>
LOG1 - LOGIC GENERAL													
State Pool													
LOG1-Logic-General	AR-0028	State Pool	11/10/08	Open	<u>5,547,780.63</u>	<u>5,559,753.11</u>	<u>5,547,780.63</u>	<u>5,559,753.11</u>	<u>0.00</u>	<u>0.00</u>	<u>10,000,000.00</u>	<u>5,547,780.63</u>	<u>5,559,753.11</u>
State Pool Total					<u>5,547,780.63</u>	<u>5,559,753.11</u>	<u>5,547,780.63</u>	<u>5,559,753.11</u>	<u>0.00</u>	<u>0.00</u>	<u>10,000,000.00</u>	<u>5,547,780.63</u>	<u>5,559,753.11</u>
LOG1 - LOGIC GENERAL Total					<u>5,547,780.63</u>	<u>5,559,753.11</u>	<u>5,547,780.63</u>	<u>5,559,753.11</u>	<u>0.00</u>	<u>0.00</u>	<u>10,000,000.00</u>	<u>5,547,780.63</u>	<u>5,559,753.11</u>
LOG8 - LOGIC ROAD & BRIDGE													
State Pool													
LOG8-Logic-Road & Bridge	AR-0035	State Pool	11/10/08	Open	<u>1,058.67</u>	<u>1,060.88</u>	<u>1,058.67</u>	<u>1,060.88</u>	<u>0.00</u>	<u>0.00</u>	<u>1,000,000.00</u>	<u>1,058.67</u>	<u>1,060.88</u>
State Pool Total					<u>1,058.67</u>	<u>1,060.88</u>	<u>1,058.67</u>	<u>1,060.88</u>	<u>0.00</u>	<u>0.00</u>	<u>1,000,000.00</u>	<u>1,058.67</u>	<u>1,060.88</u>
LOG8 - LOGIC ROAD & BRIDGE Total					<u>1,058.67</u>	<u>1,060.88</u>	<u>1,058.67</u>	<u>1,060.88</u>	<u>0.00</u>	<u>0.00</u>	<u>1,000,000.00</u>	<u>1,058.67</u>	<u>1,060.88</u>
LOG2 - LOGIC TOLL OPERATIONS													
State Pool													
LOG2-Logic-Toll Rd. Operations	AR-0029	State Pool	11/10/08	Open	<u>1,065.03</u>	<u>1,067.24</u>	<u>1,065.03</u>	<u>1,067.24</u>	<u>0.00</u>	<u>0.00</u>	<u>2,000,000.00</u>	<u>1,065.03</u>	<u>1,067.24</u>
State Pool Total					<u>1,065.03</u>	<u>1,067.24</u>	<u>1,065.03</u>	<u>1,067.24</u>	<u>0.00</u>	<u>0.00</u>	<u>2,000,000.00</u>	<u>1,065.03</u>	<u>1,067.24</u>
LOG2 - LOGIC TOLL OPERATIONS Total					<u>1,065.03</u>	<u>1,067.24</u>	<u>1,065.03</u>	<u>1,067.24</u>	<u>0.00</u>	<u>0.00</u>	<u>2,000,000.00</u>	<u>1,065.03</u>	<u>1,067.24</u>
MB04 - MBIA DRAINAGE													
State Pool													
MB04-MBIA Drainage	AR-0017	State Pool	11/01/08	Open	<u>755,843.50</u>	<u>757,486.35</u>	<u>755,843.50</u>	<u>757,486.35</u>	<u>0.00</u>	<u>0.00</u>	<u>1,267,218.21</u>	<u>755,843.50</u>	<u>757,486.35</u>
State Pool Total					<u>755,843.50</u>	<u>757,486.35</u>	<u>755,843.50</u>	<u>757,486.35</u>	<u>0.00</u>	<u>0.00</u>	<u>1,267,218.21</u>	<u>755,843.50</u>	<u>757,486.35</u>
MB04 - MBIA DRAINAGE Total					<u>755,843.50</u>	<u>757,486.35</u>	<u>755,843.50</u>	<u>757,486.35</u>	<u>0.00</u>	<u>0.00</u>	<u>1,267,218.21</u>	<u>755,843.50</u>	<u>757,486.35</u>
MB02 - MBIA GENERAL													
State Pool													
MB02-MBIA General	AR-0015	State Pool	11/01/08	Open	<u>7,786,649.88</u>	<u>7,803,574.42</u>	<u>7,786,649.88</u>	<u>7,803,574.42</u>	<u>0.00</u>	<u>0.00</u>	<u>17,374,917.83</u>	<u>7,786,649.88</u>	<u>7,803,574.42</u>
State Pool Total					<u>7,786,649.88</u>	<u>7,803,574.42</u>	<u>7,786,649.88</u>	<u>7,803,574.42</u>	<u>0.00</u>	<u>0.00</u>	<u>17,374,917.83</u>	<u>7,786,649.88</u>	<u>7,803,574.42</u>

Portfolio Position
Ft. Bend County
Effective Interest - Actual Life
Receipts in Period
05/01/19 - 05/31/19

6

CUSIP	Invest Number	Security Description	Purchase Date	Call Date	Par Value On 05/01/19	Par Value On 05/31/19	Market Val On 05/01/19	Market Val On 05/31/19	Purchase Cost	Sales Proceeds	Original Princ/Cost	Amor Value On 05/01/19	Amor Value On 05/31/19
Prosperity-Money Market Accts.	AR-0009	Money Market	11/30/03	Open	343,782,439.27	324,723,171.13	343,782,439.27	324,723,171.13	0.00	0.00	12,505,577.66	343,782,439.27	324,723,171.13
Money Market Total					343,782,439.27	324,723,171.13	343,782,439.27	324,723,171.13	0.00	0.00	12,505,577.66	343,782,439.27	324,723,171.13
State Pool													
LOG1-Logic- General	AR-0028	State Pool	11/10/08	Open	5,547,780.63	5,559,753.11	5,547,780.63	5,559,753.11	0.00	0.00	10,000,000.00	5,547,780.63	5,559,753.11
LOG2-Logic-Toll Rd.Operations	AR-0029	State Pool	11/10/08	Open	1,065.03	1,067.24	1,065.03	1,067.24	0.00	0.00	2,000,000.00	1,065.03	1,067.24
LOG5-Logic-Drainage	AR-0032	State Pool	11/10/08	Open	1,058.22	1,060.43	1,058.22	1,060.43	0.00	0.00	500,000.00	1,058.22	1,060.43
LOG8-Logic-Road & Bridge	AR-0035	State Pool	11/10/08	Open	1,058.67	1,060.88	1,058.67	1,060.88	0.00	0.00	1,000,000.00	1,058.67	1,060.88
MB02-MBIA General	AR-0015	State Pool	11/01/08	Open	7,786,649.88	7,803,574.42	7,786,649.88	7,803,574.42	0.00	0.00	17,374,917.83	7,786,649.88	7,803,574.42
MB03-MBIA Road & Bridge	AR-0016	State Pool	11/01/08	Open	52,687.16	52,801.66	52,687.16	52,801.66	0.00	0.00	2,856,438.24	52,687.16	52,801.66
MB04-MBIA Drainage	AR-0017	State Pool	11/01/08	Open	755,843.50	757,486.35	755,843.50	757,486.35	0.00	0.00	1,267,218.21	755,843.50	757,486.35
MB06-MBIA Toll Rd. Operations	AR-0019	State Pool	11/01/08	Open	8,663,812.03	8,682,643.11	8,663,812.03	8,682,643.11	0.00	0.00	3,143,377.27	8,663,812.03	8,682,643.11
MB12-MBIA ESD 100 AGREEMENT	AR-0041	State Pool	08/31/16	Open	964,512.77	966,609.19	964,512.77	966,609.19	0.00	0.00	3,900,000.00	964,512.77	966,609.19
MB13-MBIA ASSISTANCE DIST #1	AR-0042	State Pool	08/31/16	Open	89,136.73	89,330.50	89,136.73	89,330.50	0.00	0.00	10,000,000.00	89,136.73	89,330.50
MB14-MBIA GR PARKWAY OPERATIONS	AR-0043	State Pool	08/31/16	Open	4,726,871.45	4,737,145.45	4,726,871.45	4,737,145.45	0.00	0.00	8,500,000.00	4,726,871.45	4,737,145.45
TT00-TX TERM General	AR-0022	State Pool	11/01/08	Open	1,050.61	1,052.76	1,050.61	1,052.76	0.00	0.00	10,006,437.87	1,050.61	1,052.76
TT02-TX TERM Toll Rd. Operation	AR-0024	State Pool	11/01/08	Open	1,049.42	1,051.57	1,049.42	1,051.57	0.00	0.00	0.00	1,049.42	1,051.57
TT04-TX TERM Road & Bridge	AR-0026	State Pool	11/01/08	Open	1,047.49	1,049.64	1,047.49	1,049.64	0.00	0.00	10,463.28	1,047.49	1,049.64
TT05-TX TERM Drainage	AR-0027	State Pool	11/01/08	Open	347.51	348.22	347.51	348.22	0.00	0.00	109,774.61	347.51	348.22
State Pool Total					28,593,971.10	28,656,034.53	28,593,971.10	28,656,034.53	0.00	0.00	70,668,627.31	28,593,971.10	28,656,034.53
Combined Port Total					380,876,410.37	361,879,205.66	380,856,010.37	361,869,685.66	0.00	0.00	91,674,204.97	380,876,410.37	361,879,205.66

Earnings and Yields Summary

Ft. Bend County

Effective Interest - Actual Life

Receipts in Period

05/01/19 - 05/31/19

7

Security Description	05/01/19 05/07/19	05/08/19 05/14/19	05/15/19 05/21/19	05/22/19 05/28/19	05/29/19 05/31/19	05/01/19 05/31/19
Combined Port						
FFCB	1,785.00	1,785.00	1,785.00	1,785.00	765.00	7,905.00
Money Market	175,392.15	175,392.15	175,392.15	175,392.15	73,636.76	775,205.36
State Pool	<u>14,017.62</u>	<u>14,017.62</u>	<u>14,017.63</u>	<u>14,017.63</u>	<u>5,992.93</u>	<u>62,063.43</u>
Port Total	<u>191,194.77</u>	<u>191,194.77</u>	<u>191,194.78</u>	<u>191,194.78</u>	<u>80,394.69</u>	<u>845,173.79</u>
Combined Port						
FFCB	1.0800	1.0800	1.0800	1.0800	1.0800	1.0800
Money Market	2.6602	2.6602	2.6602	2.6602	2.6572	2.6599
State Pool	<u>2.5562</u>	<u>2.5562</u>	<u>2.5562</u>	<u>2.5562</u>	<u>2.5481</u>	<u>2.5554</u>
Port Total	<u>2.6167</u>	<u>2.6167</u>	<u>2.6167</u>	<u>2.6167</u>	<u>2.6125</u>	<u>2.6163</u>

Maturity Aging
Ft. Bend County
 Effective Interest - Actual Life
 Receipts in Period
 05/31/19

CUSIP	Invest Number	Security Description	Purchase Date	Days to Maturity	Yield Matur
Cash / Money Market					
LOG1-Logic- General	AR-0028	State Pool	11/10/08	0	2.5410
LOG2-Logic-Toll Rd.Operations	AR-0029	State Pool	11/10/08	0	2.5410
LOG5-Logic-Drainage	AR-0032	State Pool	11/10/08	0	2.5410
LOG8-Logic-Road & Bridge	AR-0035	State Pool	11/10/08	0	2.5410
MB02-MBIA General	AR-0015	State Pool	11/01/08	0	2.5600
MB03-MBIA Road & Bridge	AR-0016	State Pool	11/01/08	0	2.5600
MB04-MBIA Drainage	AR-0017	State Pool	11/01/08	0	2.5600
MB06-MBIA Toll Rd. Operations	AR-0019	State Pool	11/01/08	0	2.5600
MB12-MBIA ESD 100 AGREEMENT	AR-0041	State Pool	08/31/16	0	2.5600
MB13-MBIA ASSISTANCE DIST #1	AR-0042	State Pool	08/31/16	0	2.5600
MB14-MBIA GR PARKWAY OPERATIONS	AR-0043	State Pool	08/31/16	0	2.5600
Prosperity-Money Market Accts.	AR-0009	Money Market	11/30/03	0	2.7450
TT00-TX TERM General	AR-0022	State Pool	11/01/08	0	2.4100
TT02-TX TERM Toll Rd. Operation	AR-0024	State Pool	11/01/08	0	2.4100
TT04-TX TERM Road & Bridge	AR-0026	State Pool	11/01/08	0	2.4100
TT05-TX TERM Drainage	AR-0027	State Pool	11/01/08	<u>0</u>	<u>2.4100</u>
Cash / Money Market Total				<u>0</u>	<u>2.7297</u>
31 - 60 Days					
3133EGJX4	16-0004	FFCB 1.08 07/05/19	07/05/16	<u>35</u>	<u>1.0800</u>
31 - 60 Days Total				<u>35</u>	<u>1.0800</u>
Investment Total				<u>1</u>	<u>2.6903</u>

Activity Statement
Ft. Bend County
 Effective Interest - Actual Life
 Receipts in Period
 05/01/19 - 05/31/19

Purchase Date	Sale Date	CUSIP	Invest Number	Security Description	Amor Value On 05/01/19	Changes In Principal	Purchase Cost	Sales Proceeds	Purchased Interest	Int/Div Rec In the Perd	Amor Value On 05/31/19
FFCB											
07/05/16	Open	3133EGJX4	16-0004	FFCB 1.08 07/05/19	8,500,000.00	0.00	0.00	0.00	0.00	0.00	8,500,000.00
FFCB Total					8,500,000.00	0.00	0.00	0.00	0.00	0.00	8,500,000.00
Money Market											
11/30/03	Open	Prosperity-Money Market Accts.		AR-0009	Money Market	343,782,439.27	-19,059,268.14	0.00	0.00	0.00	324,723,171.13
Money Market Total					343,782,439.27	-19,059,268.14	0.00	0.00	0.00	775,205.36	324,723,171.13
State Pool											
11/01/08	Open	MB02-MBIA General		AR-0015	State Pool	7,786,649.88	16,924.54	0.00	0.00	0.00	7,803,574.42
11/01/08	Open	MB03-MBIA Road & Bridge		AR-0016	State Pool	52,687.16	114.50	0.00	0.00	0.00	52,801.66
11/01/08	Open	MB04-MBIA Drainage		AR-0017	State Pool	755,843.50	1,642.85	0.00	0.00	0.00	757,486.35
11/01/08	Open	MB06-MBIA Toll Rd. Operations		AR-0019	State Pool	8,663,812.03	18,831.08	0.00	0.00	0.00	8,682,643.11
11/01/08	Open	TT00-TX TERM General		AR-0022	State Pool	1,050.61	2.15	0.00	0.00	0.00	1,052.76
11/01/08	Open	TT02-TX TERM Toll Rd. Operation		AR-0024	State Pool	1,049.42	2.15	0.00	0.00	0.00	1,051.57
11/01/08	Open	TT04-TX TERM Road & Bridge		AR-0026	State Pool	1,047.49	2.15	0.00	0.00	0.00	1,049.64
11/01/08	Open	TT05-TX TERM Drainage		AR-0027	State Pool	347.51	0.71	0.00	0.00	0.00	348.22
11/10/08	Open	LOG1-Logic- General		AR-0028	State Pool	5,547,780.63	11,972.48	0.00	0.00	0.00	5,559,753.11
11/10/08	Open	LOG2-Logic-Toll Rd.Operations		AR-0029	State Pool	1,065.03	2.21	0.00	0.00	0.00	1,067.24
11/10/08	Open	LOG5-Logic-Drainage		AR-0032	State Pool	1,058.22	2.21	0.00	0.00	0.00	1,060.43
11/10/08	Open	LOG8-Logic-Road & Bridge		AR-0035	State Pool	1,058.67	2.21	0.00	0.00	0.00	1,060.88
08/31/16	Open	MB12-MBIA ESD 100 AGREEMENT		AR-0041	State Pool	964,512.77	2,096.42	0.00	0.00	0.00	966,609.19
08/31/16	Open	MB13-MBIA ASSISTANCE DIST #1		AR-0042	State Pool	89,136.73	193.77	0.00	0.00	0.00	89,330.50
08/31/16	Open	MB14-MBIA GR PARKWAY OPERATIONS		AR-0043	State Pool	4,726,871.45	10,274.00	0.00	0.00	0.00	4,737,145.45
State Pool Total					28,593,971.10	62,063.43	0.00	0.00	0.00	62,063.43	28,656,034.53
Investment Total					380,876,410.37	-18,997,204.71	0.00	0.00	0.00	837,268.79	361,879,205.66

Interest Accrual
Ft. Bend County
Effective Interest - Actual Life
Receipts in Period
05/01/19 - 05/31/19

CUSIP	Invest Number	Security Description	Purchase Date	Sale Date	Yield Earned	Ending Par Val/Shares	Ending Amor Val/Cost	Purchased Interest	Int/Div Rec In the Perd	Int/Div Accrued In the Perd	PTD Purch Received	Int/Div Rec Purch/Date	Int/Div Accrued Purch/Date
09 - Temporary Holding													
FFCB													
3133EGJX4	16-0004	FFCB 1.08 07/05/19	07/05/16	Open	<u>1.0800</u>	<u>8,500,000.00</u>	<u>8,500,000.00</u>	<u>0.00</u>	<u>0.00</u>	<u>7,905.00</u>	<u>0.00</u>	<u>0.00</u>	<u>270,555.00</u>
FFCB Total					1.0800	8,500,000.00	8,500,000.00	0.00	0.00	7,905.00	0.00	0.00	270,555.00
Money Market													
Prosperity-Money Market Accts.	AR-0009	Money Market	11/30/03	Open	<u>0.0000</u>	<u>0.00</u>	<u>0.00</u>	<u>0.00</u>	<u>0.00</u>	<u>0.00</u>	<u>0.00</u>	<u>0.00</u>	<u>0.00</u>
Money Market Total					0.0000	0.00	0.00	0.00	0.00	0.00	0.00	0.00	0.00
09 - Temporary Holding Total					1.0800	8,500,000.00	8,500,000.00	0.00	0.00	7,905.00	0.00	0.00	270,555.00
130 - Assistance Dist #1													
State Pool													
MB13-MBIA ASSISTANCE DIST #1	AR-0042	State Pool	08/31/16	Open	<u>2.5594</u>	<u>89,330.50</u>	<u>89,330.50</u>	<u>0.00</u>	<u>193.77</u>	<u>0.00</u>	<u>0.00</u>	<u>89,330.50</u>	<u>0.00</u>
State Pool Total					2.5594	89,330.50	89,330.50	0.00	193.77	0.00	0.00	89,330.50	0.00
130 - Assistance Dist #1 Total					2.5594	89,330.50	89,330.50	0.00	193.77	0.00	0.00	89,330.50	0.00
145 - ESD 100 Agreement													
State Pool													
MB12-MBIA ESD 100 AGREEMENT	AR-0041	State Pool	08/31/16	Open	<u>2.5590</u>	<u>966,609.19</u>	<u>966,609.19</u>	<u>0.00</u>	<u>2,096.42</u>	<u>0.00</u>	<u>0.00</u>	<u>65,050.43</u>	<u>0.00</u>
State Pool Total					2.5590	966,609.19	966,609.19	0.00	2,096.42	0.00	0.00	65,050.43	0.00
145 - ESD 100 Agreement Total					2.5590	966,609.19	966,609.19	0.00	2,096.42	0.00	0.00	65,050.43	0.00
810 - FBC Toll Road Operations													
State Pool													
TT02-TX TERM Toll Rd. Operation	AR-0024	State Pool	11/01/08	Open	<u>0.0000</u>	<u>0.00</u>	<u>0.00</u>	<u>0.00</u>	<u>0.00</u>	<u>0.00</u>	<u>0.00</u>	<u>0.00</u>	<u>0.00</u>
State Pool Total					0.0000	0.00	0.00	0.00	0.00	0.00	0.00	0.00	0.00
810 - FBC Toll Road Operations Total					0.0000	0.00	0.00	0.00	0.00	0.00	0.00	0.00	0.00
815 - Grand Parkway Operations													
State Pool													
MB14-MBIA GR PARKWAY OPERATIONS	AR-0043	State Pool	08/31/16	Open	<u>2.5590</u>	<u>4,737,145.45</u>	<u>4,737,145.45</u>	<u>0.00</u>	<u>10,274.00</u>	<u>0.00</u>	<u>0.00</u>	<u>237,139.97</u>	<u>0.00</u>
State Pool Total					2.5590	4,737,145.45	4,737,145.45	0.00	10,274.00	0.00	0.00	237,139.97	0.00
815 - Grand Parkway Operations Total					2.5590	4,737,145.45	4,737,145.45	0.00	10,274.00	0.00	0.00	237,139.97	0.00
LOG1 - LOGIC GENERAL													
State Pool													
LOG1-Logic- General	AR-0028	State Pool	11/10/08	Open	<u>2.5408</u>	<u>5,559,753.11</u>	<u>5,559,753.11</u>	<u>0.00</u>	<u>11,972.48</u>	<u>0.00</u>	<u>0.00</u>	<u>630,186.09</u>	<u>0.00</u>
State Pool Total					2.5408	5,559,753.11	5,559,753.11	0.00	11,972.48	0.00	0.00	630,186.09	0.00
LOG1 - LOGIC GENERAL Total					2.5408	5,559,753.11	5,559,753.11	0.00	11,972.48	0.00	0.00	630,186.09	0.00
LOG2 - LOGIC TOLL OPERATIONS													
State Pool													
LOG2-Logic-Toll Rd.Operations	AR-0029	State Pool	11/10/08	Open	<u>2.4431</u>	<u>1,067.24</u>	<u>1,067.24</u>	<u>0.00</u>	<u>2.21</u>	<u>0.00</u>	<u>0.00</u>	<u>62,398.32</u>	<u>0.00</u>
State Pool Total					2.4431	1,067.24	1,067.24	0.00	2.21	0.00	0.00	62,398.32	0.00
LOG2 - LOGIC TOLL OPERATIONS Total					2.4431	1,067.24	1,067.24	0.00	2.21	0.00	0.00	62,398.32	0.00
LOG5 - LOGIC DRAINAGE													
State Pool													
LOG5-Logic-Drainage	AR-0032	State Pool	11/10/08	Open	<u>2.4588</u>	<u>1,060.43</u>	<u>1,060.43</u>	<u>0.00</u>	<u>2.21</u>	<u>0.00</u>	<u>0.00</u>	<u>3,304.20</u>	<u>0.00</u>
State Pool Total					2.4588	1,060.43	1,060.43	0.00	2.21	0.00	0.00	3,304.20	0.00
LOG5 - LOGIC DRAINAGE Total					2.4588	1,060.43	1,060.43	0.00	2.21	0.00	0.00	3,304.20	0.00
LOG8 - LOGIC ROAD & BRIDGE													
State Pool													
LOG8-Logic-Road & Bridge	AR-0035	State Pool	11/10/08	Open	<u>2.4577</u>	<u>1,060.88</u>	<u>1,060.88</u>	<u>0.00</u>	<u>2.21</u>	<u>0.00</u>	<u>0.00</u>	<u>6,548.40</u>	<u>0.00</u>

Interest Accrual
Ft. Bend County
Effective Interest - Actual Life
Receipts in Period
05/01/19 - 05/31/19

11

CUSIP	Invest Number	Security Description	Purchase Date	Sale Date	Yield Earned	Ending Par Val/Shares	Ending Amor Val/Cost	Purchased Interest	Int/Div Rec In the Perd	Int/Div Accrued In the Perd	PTD Purch Received	Int/Div Rec Purch/Date	Int/Div Accrued Purch/Date
State Pool Total					<u>2.4577</u>	<u>1,060.88</u>	<u>1,060.88</u>	<u>0.00</u>	<u>2.21</u>	<u>0.00</u>	<u>0.00</u>	<u>6,548.40</u>	<u>0.00</u>
LOG8 - LOGIC ROAD & BRIDGE Total					<u>2.4577</u>	<u>1,060.88</u>	<u>1,060.88</u>	<u>0.00</u>	<u>2.21</u>	<u>0.00</u>	<u>0.00</u>	<u>6,548.40</u>	<u>0.00</u>
MB02 - MBIA GENERAL													
State Pool													
MB02-MBIA General	AR-0015	State Pool	11/01/08	Open	2.5590	7,803,574.42	7,803,574.42	0.00	16,924.54	0.00	0.00	532,924.79	0.00
State Pool Total					<u>2.5590</u>	<u>7,803,574.42</u>	<u>7,803,574.42</u>	<u>0.00</u>	<u>16,924.54</u>	<u>0.00</u>	<u>0.00</u>	<u>532,924.79</u>	<u>0.00</u>
MB02 - MBIA GENERAL Total					<u>2.5590</u>	<u>7,803,574.42</u>	<u>7,803,574.42</u>	<u>0.00</u>	<u>16,924.54</u>	<u>0.00</u>	<u>0.00</u>	<u>532,924.79</u>	<u>0.00</u>
MB03 - MBIA ROAD & BRIDGE													
State Pool													
MB03-MBIA Road & Bridge	AR-0016	State Pool	11/01/08	Open	2.5586	52,801.66	52,801.66	0.00	114.50	0.00	0.00	93,540.81	0.00
State Pool Total					<u>2.5586</u>	<u>52,801.66</u>	<u>52,801.66</u>	<u>0.00</u>	<u>114.50</u>	<u>0.00</u>	<u>0.00</u>	<u>93,540.81</u>	<u>0.00</u>
MB03 - MBIA ROAD & BRIDGE Total					<u>2.5586</u>	<u>52,801.66</u>	<u>52,801.66</u>	<u>0.00</u>	<u>114.50</u>	<u>0.00</u>	<u>0.00</u>	<u>93,540.81</u>	<u>0.00</u>
MB04 - MBIA DRAINAGE													
State Pool													
MB04-MBIA Drainage	AR-0017	State Pool	11/01/08	Open	2.5590	757,486.35	757,486.35	0.00	1,642.85	0.00	0.00	114,814.26	0.00
State Pool Total					<u>2.5590</u>	<u>757,486.35</u>	<u>757,486.35</u>	<u>0.00</u>	<u>1,642.85</u>	<u>0.00</u>	<u>0.00</u>	<u>114,814.26</u>	<u>0.00</u>
MB04 - MBIA DRAINAGE Total					<u>2.5590</u>	<u>757,486.35</u>	<u>757,486.35</u>	<u>0.00</u>	<u>1,642.85</u>	<u>0.00</u>	<u>0.00</u>	<u>114,814.26</u>	<u>0.00</u>
MB06 - MBIA TOLL RD OPERATIONS													
State Pool													
MB06-MBIA Toll Rd. Operations	AR-0019	State Pool	11/01/08	Open	2.5590	8,682,643.11	8,682,643.11	0.00	18,831.08	0.00	0.00	398,579.91	0.00
State Pool Total					<u>2.5590</u>	<u>8,682,643.11</u>	<u>8,682,643.11</u>	<u>0.00</u>	<u>18,831.08</u>	<u>0.00</u>	<u>0.00</u>	<u>398,579.91</u>	<u>0.00</u>
MB06 - MBIA TOLL RD OPERATIONS Total					<u>2.5590</u>	<u>8,682,643.11</u>	<u>8,682,643.11</u>	<u>0.00</u>	<u>18,831.08</u>	<u>0.00</u>	<u>0.00</u>	<u>398,579.91</u>	<u>0.00</u>
PROS - Prosperity Money Mkt. Accts.													
Money Market													
Prosperity-Money Market Accts.	AR-0009	Money Market	11/30/03	Open	2.6599	324,723,171.13	324,723,171.13	0.00	775,205.36	0.00	0.00	39,659,319.83	0.00
Money Market Total					<u>2.6599</u>	<u>324,723,171.13</u>	<u>324,723,171.13</u>	<u>0.00</u>	<u>775,205.36</u>	<u>0.00</u>	<u>0.00</u>	<u>39,659,319.83</u>	<u>0.00</u>
PROS - Prosperity Money Mkt. Accts. Total					<u>2.6599</u>	<u>324,723,171.13</u>	<u>324,723,171.13</u>	<u>0.00</u>	<u>775,205.36</u>	<u>0.00</u>	<u>0.00</u>	<u>39,659,319.83</u>	<u>0.00</u>
TT00 - TEXAS TERM GENERAL													
State Pool													
TT00-TX TERM General	AR-0022	State Pool	11/01/08	Open	2.4093	1,052.76	1,052.76	0.00	2.15	0.00	0.00	21,437.53	0.00
State Pool Total					<u>2.4093</u>	<u>1,052.76</u>	<u>1,052.76</u>	<u>0.00</u>	<u>2.15</u>	<u>0.00</u>	<u>0.00</u>	<u>21,437.53</u>	<u>0.00</u>
TT00 - TEXAS TERM GENERAL Total					<u>2.4093</u>	<u>1,052.76</u>	<u>1,052.76</u>	<u>0.00</u>	<u>2.15</u>	<u>0.00</u>	<u>0.00</u>	<u>21,437.53</u>	<u>0.00</u>
TT02 - TEXAS TERM TOLL OPERATIONS													
State Pool													
TT02-TX TERM Toll Rd. Operation	AR-0024	State Pool	11/01/08	Open	2.4121	1,051.57	1,051.57	0.00	2.15	0.00	0.00	17,981.47	0.00
State Pool Total					<u>2.4121</u>	<u>1,051.57</u>	<u>1,051.57</u>	<u>0.00</u>	<u>2.15</u>	<u>0.00</u>	<u>0.00</u>	<u>17,981.47</u>	<u>0.00</u>
TT02 - TEXAS TERM TOLL OPERATIONS Total					<u>2.4121</u>	<u>1,051.57</u>	<u>1,051.57</u>	<u>0.00</u>	<u>2.15</u>	<u>0.00</u>	<u>0.00</u>	<u>17,981.47</u>	<u>0.00</u>
TT04 - TEXAS TERM ROAD & BRIDGE													
State Pool													
TT04-TX TERM Road & Bridge	AR-0026	State Pool	11/01/08	Open	2.4165	1,049.64	1,049.64	0.00	2.15	0.00	0.00	8,256.92	0.00
State Pool Total					<u>2.4165</u>	<u>1,049.64</u>	<u>1,049.64</u>	<u>0.00</u>	<u>2.15</u>	<u>0.00</u>	<u>0.00</u>	<u>8,256.92</u>	<u>0.00</u>
TT04 - TEXAS TERM ROAD & BRIDGE Total					<u>2.4165</u>	<u>1,049.64</u>	<u>1,049.64</u>	<u>0.00</u>	<u>2.15</u>	<u>0.00</u>	<u>0.00</u>	<u>8,256.92</u>	<u>0.00</u>
TT05 - TEXAS TERM DRAINAGE													
State Pool													
TT05-TX TERM Drainage	AR-0027	State Pool	11/01/08	Open	2.4054	348.22	348.22	0.00	0.71	0.00	0.00	5,027.49	0.00
State Pool Total					<u>2.4054</u>	<u>348.22</u>	<u>348.22</u>	<u>0.00</u>	<u>0.71</u>	<u>0.00</u>	<u>0.00</u>	<u>5,027.49</u>	<u>0.00</u>

Interest Accrual
Ft. Bend County
 Effective Interest - Actual Life
 Receipts in Period
 05/01/19 - 05/31/19

CUSIP	Invest Number	Security Description	Purchase Date	Sale Date	Yield Earned	Ending Par Val/Shares	Ending Amor Val/Cost	Purchased Interest	Int/Div Rec In the Perd	Int/Div Accrued In the Perd	PTD Purch Received	Int/Div Rec Purch/Date	Int/Div Accrued Purch/Date
TT05 - TEXAS TERM DRAINAGE Total					<u>2.4054</u>	<u>348.22</u>	<u>348.22</u>	<u>0.00</u>	<u>0.71</u>	<u>0.00</u>	<u>0.00</u>	<u>5,027.49</u>	<u>0.00</u>

Premium/Discount Amortization

Ft. Bend County

Effective Interest - Actual Life
Receipts in Period
05/01/19 - 05/31/19

13

CUSIP	Invest Number	Security Description	Purchase Date	Amortiz Date	Yield Earned	Beginning Par Val/Shares	Beginning Unamor Val/Cost	Premium Discount	Ending Par Val/Shares	Ending Amor Val/Cost	Unamor Prem/Dscnt	Amortization In the Perd	Amortization Purch/Date
FFCB													
3133EGJX4	16-0004	FFCB 1.08 07/05/19	07/05/16	07/05/19	<u>1.0800</u>	<u>8,500,000.00</u>	<u>8,500,000.00</u>	<u>0.00</u>	<u>8,500,000.00</u>	<u>8,500,000.00</u>	<u>0.00</u>	<u>0.00</u>	<u>0.00</u>
FFCB Total					<u>1.0800</u>	<u>8,500,000.00</u>	<u>8,500,000.00</u>	<u>0.00</u>	<u>8,500,000.00</u>	<u>8,500,000.00</u>	<u>0.00</u>	<u>0.00</u>	<u>0.00</u>
Money Market													
Prosperity-Money Market Accts.	AR-0009	Money Market	11/30/03	Open	2.6599	<u>343,782,439.27</u>	<u>343,782,439.27</u>	<u>0.00</u>	<u>324,723,171.13</u>	<u>324,723,171.13</u>	<u>0.00</u>	<u>0.00</u>	<u>0.00</u>
Money Market Total					<u>2.6599</u>	<u>343,782,439.27</u>	<u>343,782,439.27</u>	<u>0.00</u>	<u>324,723,171.13</u>	<u>324,723,171.13</u>	<u>0.00</u>	<u>0.00</u>	<u>0.00</u>
State Pool													
MB02-MBIA General	AR-0015	State Pool	11/01/08	Open	2.5590	7,786,649.88	7,786,649.88	0.00	7,803,574.42	7,803,574.42	0.00	0.00	0.00
MB03-MBIA Road & Bridge	AR-0016	State Pool	11/01/08	Open	2.5586	52,687.16	52,687.16	0.00	52,801.66	52,801.66	0.00	0.00	0.00
MB04-MBIA Drainage	AR-0017	State Pool	11/01/08	Open	2.5590	755,843.50	755,843.50	0.00	757,486.35	757,486.35	0.00	0.00	0.00
MB06-MBIA Toll Rd. Operations	AR-0019	State Pool	11/01/08	Open	2.5590	8,663,812.03	8,663,812.03	0.00	8,682,643.11	8,682,643.11	0.00	0.00	0.00
TT00-TX TERM General	AR-0022	State Pool	11/01/08	Open	2.4093	1,050.61	1,050.61	0.00	1,052.76	1,052.76	0.00	0.00	0.00
TT02-TX TERM Toll Rd. Operation	AR-0024	State Pool	11/01/08	Open	2.4121	1,049.42	1,049.42	0.00	1,051.57	1,051.57	0.00	0.00	0.00
TT04-TX TERM Road & Bridge	AR-0026	State Pool	11/01/08	Open	2.4165	1,047.49	1,047.49	0.00	1,049.64	1,049.64	0.00	0.00	0.00
TT05-TX TERM Drainage	AR-0027	State Pool	11/01/08	Open	2.4054	347.51	347.51	0.00	348.22	348.22	0.00	0.00	0.00
LOG1-Logic- General	AR-0028	State Pool	11/10/08	Open	2.5408	5,547,780.63	5,547,780.63	0.00	5,559,753.11	5,559,753.11	0.00	0.00	0.00
LOG2-Logic-Toll Rd.Operations	AR-0029	State Pool	11/10/08	Open	2.4431	1,065.03	1,065.03	0.00	1,067.24	1,067.24	0.00	0.00	0.00
LOG5-Logic-Drainage	AR-0032	State Pool	11/10/08	Open	2.4588	1,058.22	1,058.22	0.00	1,060.43	1,060.43	0.00	0.00	0.00
LOG8-Logic-Road & Bridge	AR-0035	State Pool	11/10/08	Open	2.4577	1,058.67	1,058.67	0.00	1,060.88	1,060.88	0.00	0.00	0.00
MB12-MBIA ESD 100 AGREEMENT	AR-0041	State Pool	08/31/16	Open	2.5590	964,512.77	964,512.77	0.00	966,609.19	966,609.19	0.00	0.00	0.00
MB13-MBIA ASSISTANCE DIST #1	AR-0042	State Pool	08/31/16	Open	2.5594	89,136.73	89,136.73	0.00	89,330.50	89,330.50	0.00	0.00	0.00
MB14-MBIA GR PARKWAY OPERATIONS	AR-0043	State Pool	08/31/16	Open	2.5590	<u>4,726,871.45</u>	<u>4,726,871.45</u>	<u>0.00</u>	<u>4,737,145.45</u>	<u>4,737,145.45</u>	<u>0.00</u>	<u>0.00</u>	<u>0.00</u>
State Pool Total					<u>2.5554</u>	<u>28,593,971.10</u>	<u>28,593,971.10</u>	<u>0.00</u>	<u>28,656,034.53</u>	<u>28,656,034.53</u>	<u>0.00</u>	<u>0.00</u>	<u>0.00</u>
Investment Total					<u>2.6163</u>	<u>380,876,410.37</u>	<u>380,876,410.37</u>	<u>0.00</u>	<u>361,879,205.66</u>	<u>361,879,205.66</u>	<u>0.00</u>	<u>0.00</u>	<u>0.00</u>

Open Investments

Ft. Bend County

Effective Interest - Actual Life
Receipts in Period
05/31/19


CUSIP	Invest Number	Security Description	Invest Class	Purchase Date	Call Date	Purchase Institut	SafeKeep Institut	Issuing Institut	Yield Matur	Yield Call	Original Unit Cost	Original Par Val/Shares	Original Princ/Cost	Orig Prem Discount	Ending Unit Price	Ending Par Val/Shares	Ending Amor Val/Cost	Ending Prem/Dscnt
FFCB																		
3133EGJX4	16-0004	FFCB 1.08 07/05/19		07/05/16	Open	700	100	None	1.0800	1.0800	1.000000	8,500,000.00	8,500,000.00	0.00	1.000000	8,500,000.00	8,500,000.00	0.00
FFCB Total									<u>1.0800</u>	<u>1.0800</u>	<u>1.000000</u>	<u>8,500,000.00</u>	<u>8,500,000.00</u>	<u>0.00</u>	<u>1.000000</u>	<u>8,500,000.00</u>	<u>8,500,000.00</u>	<u>0.00</u>
Money Market																		
Prosperity-Money Market Accts.	AR-0009	Money Market		11/30/03	Open	100	None	100	2.7450	2.7450	1.000000	12,505,577.66	12,505,577.66	0.00	1.000000	324,723,171.13	324,723,171.13	0.00
Money Market Total									<u>2.7450</u>	<u>2.7450</u>	<u>1.000000</u>	<u>12,505,577.66</u>	<u>12,505,577.66</u>	<u>0.00</u>	<u>1.000000</u>	<u>324,723,171.13</u>	<u>324,723,171.13</u>	<u>0.00</u>
State Pool																		
MB02-MBIA General	AR-0015	State Pool		11/01/08	Open	2000	None	2000	2.5600	2.5600	1.000000	17,374,917.83	17,374,917.83	0.00	1.000000	7,803,574.42	7,803,574.42	0.00
MB03-MBIA Road & Bridge	AR-0016	State Pool		11/01/08	Open	2000	None	2000	2.5600	2.5600	1.000000	2,856,438.24	2,856,438.24	0.00	1.000000	52,801.66	52,801.66	0.00
MB04-MBIA Drainage	AR-0017	State Pool		11/01/08	Open	2000	None	2000	2.5600	2.5600	1.000000	1,267,218.21	1,267,218.21	0.00	1.000000	757,486.35	757,486.35	0.00
MB06-MBIA Toll Rd. Operations	AR-0019	State Pool		11/01/08	Open	2000	None	2000	2.5600	2.5600	1.000000	3,143,377.27	3,143,377.27	0.00	1.000000	8,682,643.11	8,682,643.11	0.00
TT00-TX TERM General	AR-0022	State Pool		11/01/08	Open	2005	None	2005	2.4100	2.4100	1.000000	10,006,437.87	10,006,437.87	0.00	1.000000	1,052.76	1,052.76	0.00
TT02-TX TERM Toll Rd. Operation	AR-0024	State Pool		11/01/08	Open	2005	None	2005	2.4100	2.4100	0.000000	0.00	0.00	0.00	1.000000	1,051.57	1,051.57	0.00
TT04-TX TERM Road & Bridge	AR-0026	State Pool		11/01/08	Open	2005	None	2005	2.4100	2.4100	1.000000	10,463.28	10,463.28	0.00	1.000000	1,049.64	1,049.64	0.00
TT05-TX TERM Drainage	AR-0027	State Pool		11/01/08	Open	2005	None	2005	2.4100	2.4100	1.000000	109,774.61	109,774.61	0.00	1.000000	348.22	348.22	0.00
LOG1-Logic- General	AR-0028	State Pool		11/10/08	Open	200	None	200	2.5410	2.5410	1.000000	10,000,000.00	10,000,000.00	0.00	1.000000	5,559,753.11	5,559,753.11	0.00
LOG2-Logic-Toll Rd.Operations	AR-0029	State Pool		11/10/08	Open	200	None	200	2.5410	2.5410	1.000000	2,000,000.00	2,000,000.00	0.00	1.000000	1,067.24	1,067.24	0.00
LOG5-Logic-Drainage	AR-0032	State Pool		11/10/08	Open	200	None	200	2.5410	2.5410	1.000000	500,000.00	500,000.00	0.00	1.000000	1,060.43	1,060.43	0.00
LOG8-Logic-Road & Bridge	AR-0035	State Pool		11/10/08	Open	200	None	200	2.5410	2.5410	1.000000	1,000,000.00	1,000,000.00	0.00	1.000000	1,060.88	1,060.88	0.00
MB12-MBIA ESD 100 AGREEMENT	AR-0041	State Pool		08/31/16	Open	2000	None	2000	2.5600	2.5600	1.000000	3,900,000.00	3,900,000.00	0.00	1.000000	966,609.19	966,609.19	0.00
MB13-MBIA ASSISTANCE DIST #1	AR-0042	State Pool		08/31/16	Open	2000	None	2000	2.5600	2.5600	1.000000	10,000,000.00	10,000,000.00	0.00	1.000000	89,330.50	89,330.50	0.00
MB14-MBIA GR PARKWAY OPERATIONS	AR-0043	State Pool		08/31/16	Open	2000	None	2000	2.5600	2.5600	1.000000	8,500,000.00	8,500,000.00	0.00	1.000000	4,737,145.45	4,737,145.45	0.00
State Pool Total									<u>2.5563</u>	<u>2.5563</u>	<u>1.000000</u>	<u>70,668,627.31</u>	<u>70,668,627.31</u>	<u>0.00</u>	<u>1.000000</u>	<u>28,656,034.53</u>	<u>28,656,034.53</u>	<u>0.00</u>
Investment Total									<u>2.6903</u>	<u>2.6903</u>	<u>1.000000</u>	<u>91,674,204.97</u>	<u>91,674,204.97</u>	<u>0.00</u>	<u>1.000000</u>	<u>361,879,205.66</u>	<u>361,879,205.66</u>	<u>0.00</u>

Open Investments

Ft. Bend County

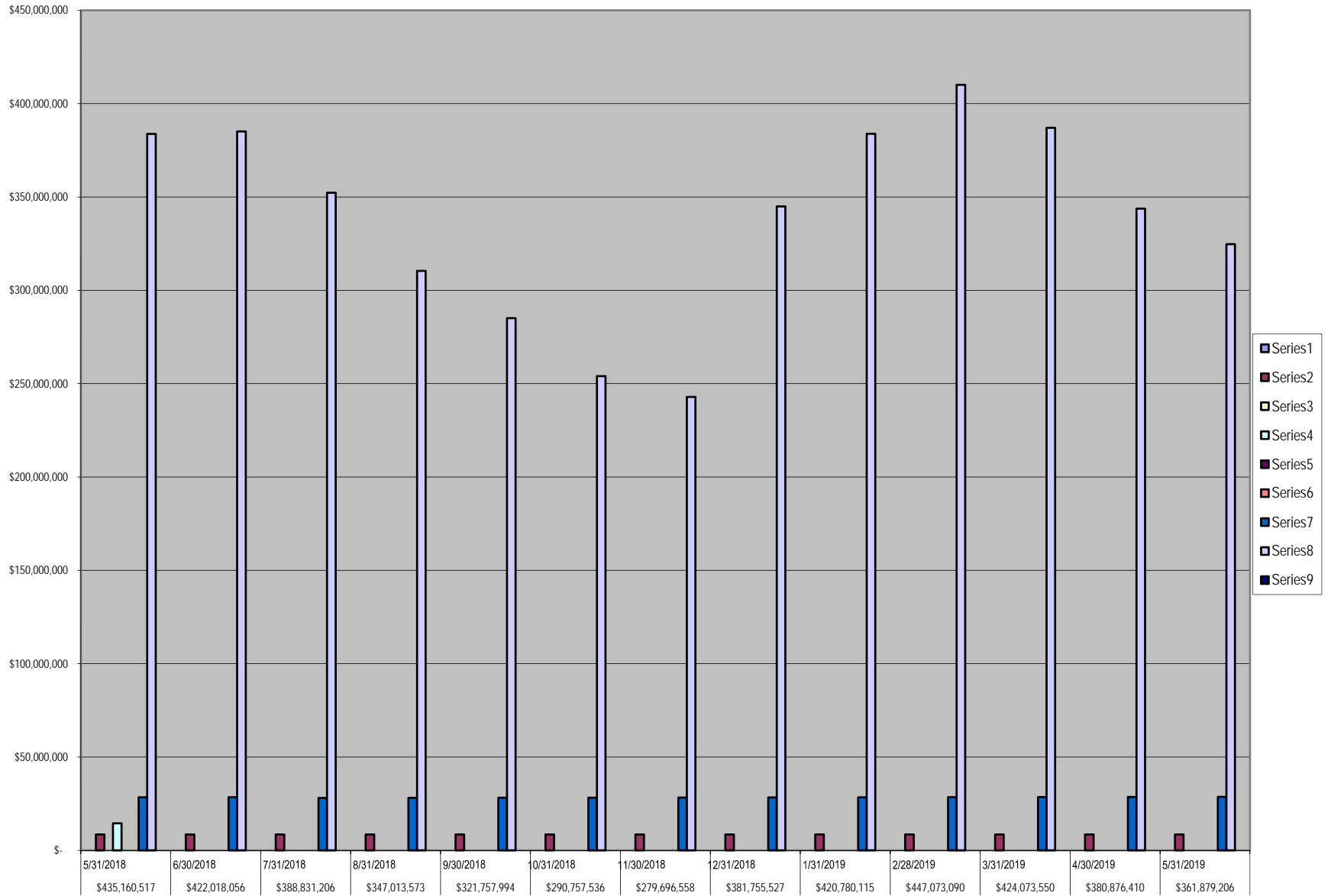
Effective Interest - Actual Life
Receipts in Period
05/31/19

Showing Ending Par Val/Shares: \$361,879,205.66



FBC INVESTMENT TRAILING 12 MONTHS

Open Investments		FARMERS MAC DN	FFCB	FHLB	FHLMC	FNMA	FNMA DISCOUNT NOTE	State Pool	Prosperity Money Market	Prosperity - Invst. Acct.
\$ 435,160,517	5/31/2018	\$ -	\$ 8,500,000	\$ -	\$ 14,500,000	\$ -	\$ -	\$ 28,385,866	\$ 383,774,651	\$ -
\$ 422,018,056	6/30/2018	\$ -	\$ 8,500,000	\$ -	\$ -	\$ -	\$ -	\$ 28,436,018	\$ 385,082,038	\$ -
\$ 388,831,206	7/31/2018	\$ -	\$ 8,500,000	\$ -	\$ -	\$ -	\$ -	\$ 28,071,977	\$ 352,259,229	\$ -
\$ 347,013,573	8/31/2018	\$ -	\$ 8,500,000	\$ -	\$ -	\$ -	\$ -	\$ 28,125,224	\$ 310,388,349	\$ -
\$ 321,757,994	9/30/2018	\$ -	\$ 8,500,000	\$ -	\$ -	\$ -	\$ -	\$ 28,177,370	\$ 285,080,624	\$ -
\$ 290,757,536	10/31/2018	\$ -	\$ 8,500,000	\$ -	\$ -	\$ -	\$ -	\$ 28,233,417	\$ 254,024,119	\$ -
\$ 279,696,558	11/30/2018	\$ -	\$ 8,500,000	\$ -	\$ -	\$ -	\$ -	\$ 28,289,641	\$ 242,906,917	\$ -
\$ 381,755,527	12/31/2018	\$ -	\$ 8,500,000	\$ -	\$ -	\$ -	\$ -	\$ 28,349,750	\$ 344,905,777	\$ -
\$ 420,780,115	1/31/2019	\$ -	\$ 8,500,000	\$ -	\$ -	\$ -	\$ -	\$ 28,412,845	\$ 383,867,270	\$ -
\$ 447,073,090	2/28/2019	\$ -	\$ 8,500,000	\$ -	\$ -	\$ -	\$ -	\$ 28,470,192	\$ 410,102,898	\$ -
\$ 424,073,550	3/31/2019	\$ -	\$ 8,500,000	\$ -	\$ -	\$ -	\$ -	\$ 28,533,341	\$ 387,040,209	\$ -
\$ 380,876,410	4/30/2019	\$ -	\$ 8,500,000	\$ -	\$ -	\$ -	\$ -	\$ 28,593,971	\$ 343,782,439	\$ -
\$ 361,879,206	5/31/2019	\$ -	\$ 8,500,000	\$ -	\$ -	\$ -	\$ -	\$ 28,656,035	\$ 324,723,171	\$ -



Wendt, Sandra

From: Laura Turner (111) <Laura.Turner@prosperitybankusa.com>
Sent: Wednesday, May 1, 2019 9:38 AM
To: Brogdon, Jennifer; Segura, Maria; Elster, Melissa; Schultz, Patsy; Wendt, Sandra
Subject: May Interest Rate

CAUTION: This email originated from outside of the organization. Do not click links or open attachments unless you recognize the sender and know the content is safe.

In accordance to the Depository bid, the variable interest rate for the month of May will reflect the change in the 91 day T-bill rate. The 91 day T-bill investment rate is 2.455%. Rate paid will be 2.745% (2.455% + .29%) on the General Fund and all other accounts.

Thank you!

Laura

Laura Turner

Lending Assistant
 Assistant Vice President
 Prosperity Bank
 Sugar Land Banking Center
 14060 Southwest Freeway
 Sugar Land, TX 77478
 Phone: 281-269-7200
 Direct: 281-269-7254
 Fax: 281-269-7108
 Shoretel: 37254
 Email: Laura.Turner@ProsperityBankUSA.com
 NYSE: PB

**Handy information should the need arise.....**

281-242-4762 Fastline
 1.866.985.2273 To Activate & Pin your Debit Card
 1.800.684.2132 Report your card Lost/Stolen ATM/Debit Card



Daily Rates

May 2019

TXCLASS

AVERAGE MONTHLY YIELD: 2.56%

Date	Dividend Rate	Daily Yield
01-May-19	0.000070551	2.58%
02-May-19	0.000070294	2.57%
03-May-19	0.000070371	2.57%
04-May-19	0.000070371	2.57%
05-May-19	0.000070371	2.57%
06-May-19	0.000070286	2.57%
07-May-19	0.000070349	2.57%
08-May-19	0.000070277	2.57%
09-May-19	0.000070116	2.56%
10-May-19	0.000070149	2.56%
11-May-19	0.000070149	2.56%
12-May-19	0.000070149	2.56%
13-May-19	0.000070046	2.56%
14-May-19	0.000070109	2.56%
15-May-19	0.000070072	2.56%
16-May-19	0.000070003	2.56%
17-May-19	0.000070003	2.56%
18-May-19	0.000070003	2.56%
19-May-19	0.000070003	2.56%
20-May-19	0.000070003	2.56%
21-May-19	0.000069863	2.55%
22-May-19	0.000069779	2.55%
23-May-19	0.000069861	2.55%
24-May-19	0.000069800	2.55%
25-May-19	0.000069800	2.55%
26-May-19	0.000069800	2.55%
27-May-19	0.000069800	2.55%
28-May-19	0.000069762	2.55%
29-May-19	0.000069729	2.55%
30-May-19	0.000069729	2.55%
31-May-19	0.000069729	2.55%

Current Rates:

May 31, 2019

Current Yield¹

2.40%

Historical Rates

Monthly Distribution Yields²

	<u>2010</u>	<u>2011</u>	<u>2012</u>	<u>2013</u>	<u>2014</u>	<u>2015</u>	<u>2016</u>	<u>2017</u>	<u>2018</u>	<u>2019</u>
January	0.17%	0.14%	0.08%	0.12%	0.04%	0.07%	0.35%	0.58%	1.34%	2.40%
February	0.17%	0.17%	0.10%	0.10%	0.04%	0.08%	0.39%	0.59%	1.40%	2.40%
March	0.18%	0.14%	0.10%	0.10%	0.04%	0.09%	0.41%	0.66%	1.50%	2.41%
April	0.19%	0.10%	0.10%	0.08%	0.04%	0.09%	0.42%	0.75%	1.65%	2.42%
May	0.19%	0.09%	0.12%	0.08%	0.04%	0.09%	0.43%	0.76%	1.75%	2.41%
June	0.21%	0.09%	0.13%	0.05%	0.04%	0.09%	0.44%	0.85%	1.85%	
July	0.23%	0.06%	0.13%	0.05%	0.05%	0.10%	0.45%	0.96%	1.96%	
August	0.24%	0.08%	0.13%	0.05%	0.06%	0.11%	0.47%	1.00%	1.99%	
September	0.21%	0.07%	0.13%	0.05%	0.06%	0.13%	0.50%	1.03%	2.03%	
October	0.19%	0.07%	0.13%	0.04%	0.06%	0.15%	0.47%	1.05%	2.15%	
November	0.17%	0.08%	0.13%	0.04%	0.06%	0.15%	0.45%	1.09%	2.21%	
December	0.15%	0.11%	0.13%	0.04%	0.07%	0.23%	0.50%	1.21%	2.32%	

**Call Toll-Free
1-866-TEX-TERM**

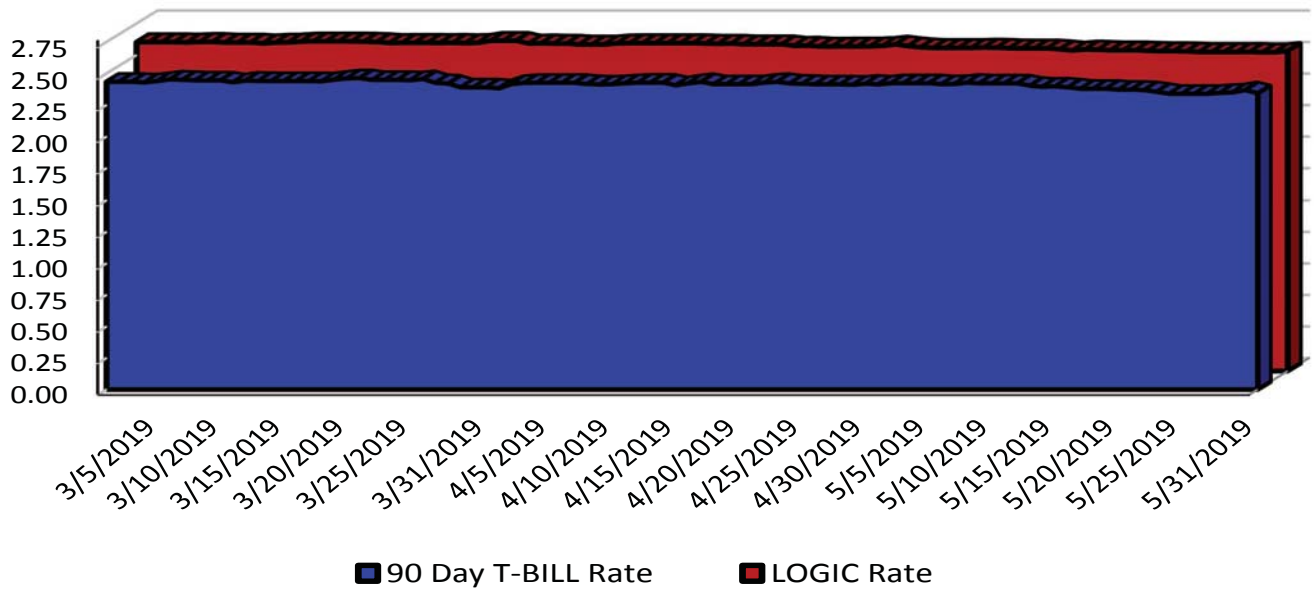
Past performance is not indicative of future results and yields may vary.

(1) The current yield, which is also known as the current annualized yield or current seven-day yield, represents the net change, exclusive of capital changes and income other than investment income, in the value of a hypothetical account with a balance of one share (normally \$1.00 per share) over a seven-day base period expressed as a percentage of the value of one share at the beginning of the seven-day period. This resulting net change in account value is then annualized by multiplying it by 365 and dividing the result by 7. The yields shown may reflect fee waivers by service providers that subsidize and reduce the total operating expenses of the TexasDAAILY portfolio. Portfolio yields would be lower if there were no such waivers. The allocation factor represents the daily net income dividend declared by the TexasDAAILY portfolio divided by the portfolio's daily net assets. The one-day yield represents the allocation factor of the TexasDAAILY portfolio divided by the daily net asset value per share (normally \$1.00) multiplied by 365. Unlike the current yield—which excludes capital changes and income other than investment income—the allocation factor and one-day yield are inclusive of capital changes and any income other than investment income.

(2) The monthly distribution yield represents the sum of a month's one-day allocation factors divided by the number of days in that month, and multiplied by 365. The yields shown may reflect fee waivers by service providers that subsidize and reduce the total operating expenses of the TexasDAAILY portfolio. Portfolio yields would be lower if there were no such waivers.

*This information is for institutional investor use only, not for further distribution to retail investors, and does not represent an offer to sell or a solicitation of an offer to buy or sell any fund or other security. Investors should consider the Pool's investment objectives, risks, charges and expenses before investing. This and other information about the Pool is available in the Pool's Information Statement, which should be read carefully before investing. A copy of the Pool's Information Statement may be obtained by calling 1-866-839-8376 or is available on the Pool's website at www.texasterm.net. While TexasDAAILY seeks to maintain a stable net asset value of \$1.00 per share and TexasTERM seeks to achieve a net asset value of \$1.00 per share at its stated maturity, it is possible to lose money investing in the Pool. An investment in the Pool is not insured or guaranteed by the Federal Deposit Insurance Corporation or any other government agency. Shares of the Pool are distributed by **PFM Fund Distributors, Inc.**, member Financial Industry Regulatory Authority (FINRA) (www.finra.org) and Securities Investor Protection Corporation (SIPC) (www.sipc.org). PFM Fund Distributors, Inc. is a wholly owned subsidiary of PFM Asset Management LLC.*

LOGIC versus 90-Day Treasury Bill



This material is for information purposes only. This information does not represent an offer to buy or sell a security. The above rate information is obtained from sources that are believed to be reliable; however, its accuracy or completeness may be subject to change. The LOGIC management fee may be waived in full or in part at the discretion of the LOGIC co-administrators and the LOGIC rate for the period shown reflects waiver of fees. This table represents historical investment performance/return to the customer, net of fees, and is not an indication of future performance. An investment in the security is not insured or guaranteed by the Federal Deposit Insurance Corporation or any other government agency. Although the issuer seeks to preserve the value of an investment at \$1.00 per share, it is possible to lose money by investing in the security. Information about these and other program details are in the fund's Information Statement which should be read carefully before investing. The yield on the 90-Day Treasury Bill ("T-Bill Yield") is shown for comparative purposes only. When comparing the investment returns of the LOGIC pool to the T-Bill Yield, you should know that the LOGIC pool consist of allocations of specific diversified securities as detailed in the respective Information Statements. The T-Bill Yield is taken from Bloomberg Finance L.P. and represents the daily closing yield on the then current 90-day T-Bill. The LOGIC yield is calculated in accordance with regulations governing the registration of open-end management investment companies under the Investment Company Act of 1940 as promulgated from time to time by the federal Securities and Exchange Commission.

Daily Summary for May 2019

Date	Mny Mkt Fund Equiv. [SEC Std.]	Daily Allocation Factor	LOGIC Invested Balance	Market Value Per Share	WAM Days (1)*	WAM Days (2)*
5/1/2019	2.5700%	0.000070410	\$7,118,862,889.46	1.000055	52	81
5/2/2019	2.5608%	0.000070158	\$7,101,940,008.13	1.000059	52	81
5/3/2019	2.5559%	0.000070025	\$7,071,578,635.66	0.999984	52	80
5/4/2019	2.5559%	0.000070025	\$7,071,578,635.66	0.999984	52	80
5/5/2019	2.5559%	0.000070025	\$7,071,578,635.66	0.999984	52	80
5/6/2019	2.5562%	0.000070032	\$7,040,508,373.89	1.000052	52	81
5/7/2019	2.5593%	0.000070117	\$7,025,535,166.09	1.000036	54	84
5/8/2019	2.5577%	0.000070073	\$7,037,141,114.49	1.000034	57	87
5/9/2019	2.5532%	0.000069952	\$7,033,219,418.80	1.000047	53	88
5/10/2019	2.5517%	0.000069910	\$7,059,442,914.13	0.999955	57	87
5/11/2019	2.5517%	0.000069910	\$7,059,442,914.13	0.999955	57	87
5/12/2019	2.5517%	0.000069910	\$7,059,442,914.13	0.999955	57	87
5/13/2019	2.5450%	0.000069725	\$7,024,835,341.27	1.000041	60	88
5/14/2019	2.5351%	0.000069454	\$7,074,112,933.89	1.000051	59	86
5/15/2019	2.5441%	0.000069700	\$6,964,100,883.35	1.000055	59	89
5/16/2019	2.5414%	0.000069628	\$6,966,409,964.29	1.000060	59	88
5/17/2019	2.5369%	0.000069504	\$6,935,839,727.09	0.999989	57	86
5/18/2019	2.5369%	0.000069504	\$6,935,839,727.09	0.999989	57	86
5/19/2019	2.5369%	0.000069504	\$6,935,839,727.09	0.999989	57	86
5/20/2019	2.5331%	0.000069401	\$6,922,242,892.44	1.000067	56	86
5/21/2019	2.5301%	0.000069317	\$6,901,164,477.09	1.000067	56	85
5/22/2019	2.5303%	0.000069322	\$6,886,973,478.17	1.000073	57	86
5/23/2019	2.5281%	0.000069262	\$6,943,121,728.71	1.000082	54	84
5/24/2019	2.5234%	0.000069134	\$6,968,353,592.10	0.999950	53	83
5/25/2019	2.5234%	0.000069134	\$6,968,353,592.10	0.999950	53	83
5/26/2019	2.5234%	0.000069134	\$6,968,353,592.10	0.999950	53	83
5/27/2019	2.5234%	0.000069134	\$6,968,353,592.10	0.999950	53	83
5/28/2019	2.5242%	0.000069156	\$6,931,755,596.64	1.000076	53	82
5/29/2019	2.5203%	0.000069049	\$6,928,166,578.30	1.000087	53	85
5/30/2019	2.5213%	0.000069078	\$6,942,038,314.59	1.000085	53	85
5/31/2019	2.5325%	0.000069383	\$6,902,363,717.50	1.000010	51	83
Average	2.5410%	0.000069615	\$6,994,144,873.42		55	85

Prosperity Bank
Money Market Accounts
May 31, 2019

FUND	DESCRIPTION	BEGINNING BALANCE	DEPOSITS	WITH- DRAWALS	INTEREST	ENDING BALANCE
100	General Operating	143,639,355.91	21,085,899.67	39,958,941.88	314,684.28	125,080,997.98
150	Juvenile Operations	10,434,683.14	223,769.27	1,643,202.92	22,263.51	9,037,513.00
155	Road & Bridge	21,061,568.60	966,056.64	2,062,595.99	47,858.75	20,012,888.00
160	Drainage District	17,742,790.90	95,978.72	907,527.67	40,386.47	16,971,628.42
165	Lateral Road	1,097,260.60	-	-	2,558.12	1,099,818.72
170	Statue Restoration	4,511.08	-	-	10.52	4,521.60
175	City Water Assistance	22,910.20	240.00	-	53.81	23,204.01
185	Entex Contributions	4.60	-	-	0.01	4.61
190	H L & P Assistance	22,395.61	977.55	6,261.12	47.15	17,159.19
195	County Law Library	1,288,121.78	41,965.87	39,060.99	3,027.81	1,294,054.47
200	Law Enforcement Academy	483,081.14	9,210.00	16,520.08	1,118.07	476,889.13
205	Surface Water Supply Corp.	8,152.98	-	-	19.01	8,171.99
206	Industrial Development Corp	85,518.61	-	3,750.00	194.86	81,963.47
207	FBC Historical Commission	5,844.78	-	-	13.63	5,858.41
215	Library Donations	137,657.13	4,960.90	1,817.13	323.32	141,124.22
225	FBC Asset Forfeiture-Task-State	1,239,591.36	394,935.80	63,741.51	3,219.60	1,574,005.25
235	Probate Court Training	121,979.90	975.08	-	285.77	123,240.75
245	Alert Program-Juvenile	54,439.12	55.00	-	126.99	54,621.11
255	D A Asset Forfeiture-Fed.	54.21	-	-	0.13	54.34
265	Gus George Memorial	4,922.12	-	-	11.48	4,933.60
275	D A Special Fund Run	18,733.06	-	-	43.67	18,776.73
280	Co.Atty.Supplemental Salary	227,462.87	-	5,767.41	522.30	222,217.76
290	VIT Interest (Tax Coll)	114,463.27	4,543.74	-	275.06	119,282.07
300	FBC Elections	752,143.15	-	20,593.57	1,732.96	733,282.54
305	FBC Asset Forfeiture-Task-Fed.	101,787.44	-	991.00	236.59	101,033.03
310	Sheriff Ofc/Forfeiture-Assets-St.	639,551.58	775.50	18,376.69	1,467.94	623,418.33
315	Sheriff Ofc/Forfeiture-Assets-Fed.	336,860.47	7,418.78	14,936.71	781.22	330,123.76
320	Constable Pct. 2 F/A	23.52	-	-	0.05	23.57
322	Constable Pct 3 F/A	981.07	-	-	2.29	983.36
324	Constable Pct 1 F/A	1,229.64	-	-	2.87	1,232.51
332	Fire Marshal St. Ass't. Forfeiture	687.55	-	-	1.60	689.15
335	DA Asset Forfeiture-State	411,203.12	-	7,215.99	950.65	404,937.78

Prosperity Bank
Money Market Accounts
May 31, 2019

360	Law Enforcement Training	259,835.03	-	962.77	605.22	259,477.48
390	Child Protective Service IV-E	83,687.01	-	-	195.11	83,882.12
402	Hope 3 Program Sales	5,730.59	-	-	13.36	5,743.95
410	Child Support IVD Reimb.	303,873.09	1,955.61	-	710.06	306,538.76
415	Local Law Enf.Block Grant	35,900.23	-	19,201.83	64.96	16,763.36
440	Supervision	3,523,833.77	271,248.74	639,742.28	7,670.62	3,163,010.85
600/605	Debt Service Account	14,324,556.65	232,742.13	2,550.00	33,813.49	14,588,562.27
750	Mission Bend/Four Corners	5,025,074.76	-	347,019.82	11,082.37	4,689,137.31
758	2018 Mobility Projects	20,557,057.79	950.93	3,984,468.58	42,943.02	16,616,483.16
802	Sr. Lien Toll Rd Rev Bonds 2016	13,573,381.81	-	678,449.31	30,200.31	12,925,132.81
805	Grand Pkwy Toll RD Rev Bond	3,589,921.05	-	-	8,369.44	3,598,290.49
810	Toll Road Operations	34,988,824.70	6,816,693.71	641,282.19	91,523.29	41,255,759.51
815	Grand Pkwy Toll Road Ops	12,645,439.47	4,292,768.10	609,085.10	35,584.86	16,364,707.33
TREA	Treasurer's Account	5,779,078.07	10,898,466.16	16,103,399.96	4,321.66	578,465.93
INVE	FBC Investment Account	-	-	-	-	-
850M	Boon-Chapman Medical	1,601,471.69	4,001,938.47	2,948,129.62	4,753.32	2,660,033.86
850D	Boon-Chapman Dental	1,062,395.04	750,000.00	208,691.50	2,706.51	1,606,410.05
882	Boon-Chapman 125	123,330.77	67,624.93	62,707.33	274.88	128,523.25
884	Fee Officer's Account	1,875,872.17	2,246,213.39	2,044,920.07	-	2,077,165.49
912	JP Credit Card Processing	68,623.38	337,112.89	334,811.82	174.99	71,099.44
908	EMS Credit Card Processing	9,892.40	12,394.11	10,595.00	13.12	11,704.63
DACC	D A Credit Card Processing	2,948.06	4,656.12	6,272.08	0.98	1,333.08
PTCC	Public Transportation Credit Cards	12,191.76	21,425.66	26,363.90	19.77	7,273.29
CSCC	CSCD Credit Card	173,094.78	202,061.84	195,169.67	311.81	180,298.76
LBCC	Library Credit Card	4,029.05	11,741.92	13,717.00	8.34	2,062.31
JUCC	Juvenile Credit Card	1,004.25	3,463.32	4,289.87	1.80	179.50
	Sheriff Credit Card	23,138.07	27,360.00	25,863.16	64.75	24,699.66
130	Assistant Dist Number 1	8,889,162.06	467,867.45	153,181.77	21,294.08	9,225,141.82
131	Assistant Dist Number 2	1,765,862.13	143,695.74	1,100.00	4,352.72	1,912,810.59
133	Assistant Dist Number 4	1,269,715.19	39,430.45	425.00	3,024.68	1,311,745.32
134	Assistant Dist Number 5	212,636.58	5,048.77	425.00	503.35	217,763.70
135	Assistant Dist Number 6	2,883,867.06	158,607.33	4,931.50	6,977.56	3,044,520.45
136	Assistant Dist Number 7	306,701.71	48,974.45	19,941.23	770.86	336,505.79

Prosperity Bank
Money Market Accounts
May 31, 2019

137	Assistant Dist Number 8	20,538.14	2,405.59	388.01	51.40	22,607.12
138	Assistant Dist Number 9	993,072.07	97,378.88	25,138.47	2,422.28	1,067,734.76
139	Assistant Dist Number 10	139,694.58	35,329.98	-	384.13	175,408.69
140	Assistant Dist Number 11	44,556.15	31,851.05	-	156.58	76,563.78
145	Emergency Svc Dist 100	7,430,530.15	-	-	17,323.32	7,447,853.47
CCCS	Non Fee Officer CC Clearing Acct	101,771.77	147,851.74	187,891.77	223.90	61,955.64
GAS	FBC Fuel Account (Susser)	87.98	61,706.41	61,794.39	4.65	4.65
JPMT	Juror Payments	7,110.45	15,944.00	6,541.23	41.59	16,554.81
EPEC	Engineering Permitting E-Check	2,224.56	2,160.00	4.56	7.90	4,387.90
JE11	JP 1-1 E-Filing	2.73	4,035.00	3,377.73	1.19	661.19
JE12	JP 1-2 E-Filing	1.43	7,237.00	3,939.43	2.24	3,301.24
JE02	JP 2 E-Filing	5.26	14,917.25	12,469.51	5.12	2,458.12
JE03	JP 3 E-Filing	739.25	12,346.80	12,836.75	5.78	255.08
JE04	JP #4 E-Filing	4.07	12,603.25	9,065.32	3.50	3,545.50
	Total	343,782,439.27	54,347,971.69	74,182,445.19	775,205.36	324,723,171.13