

# Investment Report

## Ft. Bend County

06/01/19 - 06/30/19

1

This report summarizes the investment position of Ft. Bend County for the period 06/01/19 to 06/30/19.


	05/31/19	06/30/19
Book Value	361,879,205.66	342,729,171.15
Market Value	361,869,685.66	342,728,151.15
Par Value	361,879,205.66	342,729,171.15
Change in Market Value		8,500.00
Weighted Average Maturity (in Days)	1	0
Weighted Average Yield-to-Maturity of Portfolio	2.6903%	2.5995%
Yield-to-Maturity of 90 Day T-Bill	0.0000%	0.0000%
Accrued Interest		7,650.00

This report is presented in accordance with the Texas Government Code Title 10 Section 2256.023. The below signed hereby certify that, to the best of their knowledge on the date this report was created, Ft. Bend County is in compliance with the provisions of Government Code 2256 and with the stated policies and strategies of Ft. Bend County.

  
Director of Finance & Investments

8-7-19

Date

  
County Treasurer

8-7-2019

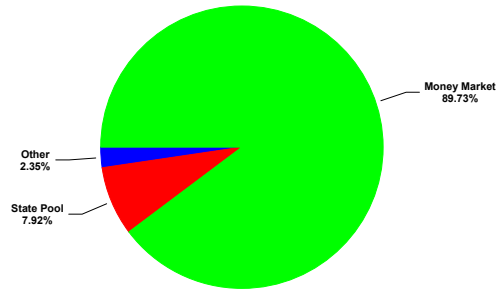
Date

# Investment Report

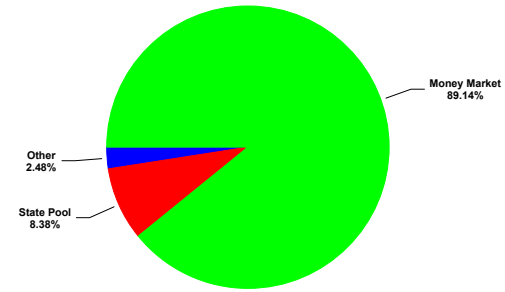
## Ft. Bend County

06/01/19 - 06/30/19

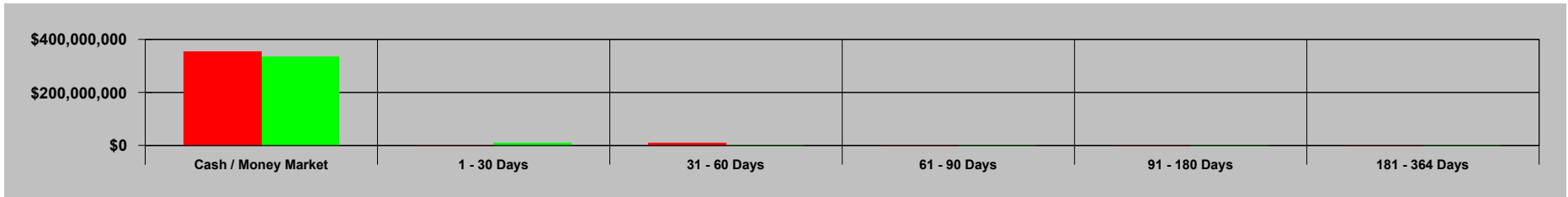
**Portfolio Composition - 05/31/19**



**Portfolio Composition - 06/30/19**




**Maturity Aging - 05/31/19 vs 06/30/19**



■ Previous Period ■ Current Period

**Portfolio Performance - 06/01/19 to 06/30/19**



■ Portfolio ■ 90 Day T-Bill

# GASB 31 Compliance Ft. Bend County

Effective Interest - Actual Life  
Receipts in Period  
06/01/19 - 06/30/19

CUSIP	Invest Number	Security Description	Purchase Date	Sale Date	Valuation Method	Yield Earned	Price Source	Beginning Unit Price	Par Value On 06/01/19	Reported Value 06/01/19	Purchase Cost	Sales Proceeds	Ending Unit Price	Par Value On 06/30/19	Price Source 06/30/19	Reported Value 06/30/19	Change in Fair Value	Interest	Net Investment Income
3133EGJX4	16-0004	FFCB 1.08	07/05/19	07/05/16	Open Fair Value	2.2800	FTI	0.998880	8,500,000.00	8,490,480.00	0.00	0.00	0.999880	8,500,000.00	FTI	8,498,980.00	8,500.00	7,650.00	16,150.00
Prosperity-Money Market Accts.	AR-0009	Money Market	11/30/03	Open Fair Value	2.5433	Manual	1.000000	324,723,171.13	324,723,171.13	0.00	19,209,021.39	1.000000	305,514,149.74	Manual	305,514,149.74	0.00	677,397.17	677,397.17	
MB02-MBIA General	AR-0015	State Pool	11/01/08	Open Fair Value	2.5072	Manual	1.000000	7,803,574.42	7,803,574.42	0.00	-16,082.13	1.000000	7,819,656.55	Manual	7,819,656.55	0.00	16,082.13	16,082.13	
MB03-MBIA Road & Bridge	AR-0016	State Pool	11/01/08	Open Fair Value	2.5068	Manual	1.000000	52,801.66	52,801.66	0.00	-108.80	1.000000	52,910.46	Manual	52,910.46	0.00	108.80	108.80	
MB04-MBIA Drainage	AR-0017	State Pool	11/01/08	Open Fair Value	2.5072	Manual	1.000000	757,486.35	757,486.35	0.00	-1,561.07	1.000000	759,047.42	Manual	759,047.42	0.00	1,561.07	1,561.07	
MB06-MBIA Toll Rd. Operations	AR-0019	State Pool	11/01/08	Open Fair Value	2.5072	Manual	1.000000	8,682,643.11	8,682,643.11	0.00	-17,893.78	1.000000	8,700,536.89	Manual	8,700,536.89	0.00	17,893.78	17,893.78	
TT00-TX TERM General	AR-0022	State Pool	11/01/08	Open Fair Value	2.4038	Manual	1.000000	1,052.76	1,052.76	0.00	-2.08	1.000000	1,054.84	Manual	1,054.84	0.00	2.08	2.08	
TT02-TX TERM Toll Rd. Operation	AR-0024	State Pool	11/01/08	Open Fair Value	2.4066	Manual	1.000000	1,051.57	1,051.57	0.00	-2.08	1.000000	1,053.65	Manual	1,053.65	0.00	2.08	2.08	
TT04-TX TERM Road & Bridge	AR-0026	State Pool	11/01/08	Open Fair Value	2.4110	Manual	1.000000	1,049.64	1,049.64	0.00	-2.08	1.000000	1,051.72	Manual	1,051.72	0.00	2.08	2.08	
TT05-TX TERM Drainage	AR-0027	State Pool	11/01/08	Open Fair Value	2.4108	Manual	1.000000	348.22	348.22	0.00	-0.69	1.000000	348.91	Manual	348.91	0.00	0.69	0.69	
LOG1-Logic- General	AR-0028	State Pool	11/10/08	Open Fair Value	2.4921	Manual	1.000000	5,559,753.11	5,559,753.11	0.00	-11,388.92	1.000000	5,571,142.03	Manual	5,571,142.03	0.00	11,388.92	11,388.92	
LOG2-Logic-Toll Rd.Operations	AR-0029	State Pool	11/10/08	Open Fair Value	2.4509	Manual	1.000000	1,067.24	1,067.24	0.00	-2.15	1.000000	1,069.39	Manual	1,069.39	0.00	2.15	2.15	
LOG5-Logic-Drainage	AR-0032	State Pool	11/10/08	Open Fair Value	2.4666	Manual	1.000000	1,060.43	1,060.43	0.00	-2.15	1.000000	1,062.58	Manual	1,062.58	0.00	2.15	2.15	
LOG8-Logic-Road & Bridge	AR-0035	State Pool	11/10/08	Open Fair Value	2.4656	Manual	1.000000	1,060.88	1,060.88	0.00	-2.15	1.000000	1,063.03	Manual	1,063.03	0.00	2.15	2.15	
MB12-MBIA ESD 100 AGREEMENT	AR-0041	State Pool	08/31/16	Open Fair Value	2.5072	Manual	1.000000	966,609.19	966,609.19	0.00	-1,992.07	1.000000	968,601.26	Manual	968,601.26	0.00	1,992.07	1,992.07	
MB13-MBIA ASSISTANCE DIST #1	AR-0042	State Pool	08/31/16	Open Fair Value	2.5071	Manual	1.000000	89,330.50	89,330.50	0.00	-184.09	1.000000	89,514.59	Manual	89,514.59	0.00	184.09	184.09	
MB14-MBIA GR PARKWAY OPERATIONS	AR-0043	State Pool	08/31/16	Open Fair Value	2.5072	Manual	1.000000	4,737,145.45	4,737,145.45	0.00	-9,762.64	1.000000	4,746,908.09	Manual	4,746,908.09	0.00	9,762.64	9,762.64	
<b>Investment Total</b>						<b>2.5339</b>		<b>0.999974</b>	<b>361,879,205.66</b>	<b>361,869,685.66</b>	<b>0.00</b>	<b>19,150,034.51</b>	<b>0.999997</b>	<b>342,729,171.15</b>		<b>342,728,151.15</b>	<b>8,500.00</b>	<b>744,034.05</b>	<b>752,534.05</b>

# Portfolio Position

## Ft. Bend County

Effective Interest - Actual Life  
Receipts in Period  
06/01/19 - 06/30/19

CUSIP	Invest Number	Security Description	Purchase Date	Call Date	Par Value On 06/01/19	Par Value On 06/30/19	Market Val On 06/01/19	Market Val On 06/30/19	Purchase Cost	Sales Proceeds	Original Princ/Cost	Amor Value On 06/01/19	Amor Value On 06/30/19
<b>130 - Assistance Dist #1</b>													
<b>State Pool</b>													
MB13-MBIA ASSISTANCE DIST #1	AR-0042	State Pool	08/31/16	Open	89,330.50	89,514.59	89,330.50	89,514.59	0.00	0.00	10,000,000.00	89,330.50	89,514.59
<b>State Pool Total</b>					<b>89,330.50</b>	<b>89,514.59</b>	<b>89,330.50</b>	<b>89,514.59</b>	<b>0.00</b>	<b>0.00</b>	<b>10,000,000.00</b>	<b>89,330.50</b>	<b>89,514.59</b>
<b>130 - Assistance Dist #1 Total</b>					<b>89,330.50</b>	<b>89,514.59</b>	<b>89,330.50</b>	<b>89,514.59</b>	<b>0.00</b>	<b>0.00</b>	<b>10,000,000.00</b>	<b>89,330.50</b>	<b>89,514.59</b>
<b>145 - ESD 100 Agreement</b>													
<b>State Pool</b>													
MB12-MBIA ESD 100 AGREEMENT	AR-0041	State Pool	08/31/16	Open	966,609.19	968,601.26	966,609.19	968,601.26	0.00	0.00	3,900,000.00	966,609.19	968,601.26
<b>State Pool Total</b>					<b>966,609.19</b>	<b>968,601.26</b>	<b>966,609.19</b>	<b>968,601.26</b>	<b>0.00</b>	<b>0.00</b>	<b>3,900,000.00</b>	<b>966,609.19</b>	<b>968,601.26</b>
<b>145 - ESD 100 Agreement Total</b>					<b>966,609.19</b>	<b>968,601.26</b>	<b>966,609.19</b>	<b>968,601.26</b>	<b>0.00</b>	<b>0.00</b>	<b>3,900,000.00</b>	<b>966,609.19</b>	<b>968,601.26</b>
<b>810 - FBC Toll Road Operations</b>													
<b>State Pool</b>													
TT02-TX TERM Toll Rd. Operation	AR-0024	State Pool	11/01/08	Open	0.00	0.00	0.00	0.00	0.00	0.00	0.00	0.00	0.00
<b>State Pool Total</b>					<b>0.00</b>	<b>0.00</b>	<b>0.00</b>	<b>0.00</b>	<b>0.00</b>	<b>0.00</b>	<b>0.00</b>	<b>0.00</b>	<b>0.00</b>
<b>810 - FBC Toll Road Operations Total</b>					<b>0.00</b>	<b>0.00</b>	<b>0.00</b>	<b>0.00</b>	<b>0.00</b>	<b>0.00</b>	<b>0.00</b>	<b>0.00</b>	<b>0.00</b>
<b>815 - Grand Parkway Operations</b>													
<b>State Pool</b>													
MB14-MBIA GR PARKWAY OPERATIONS	AR-0043	State Pool	08/31/16	Open	4,737,145.45	4,746,908.09	4,737,145.45	4,746,908.09	0.00	0.00	8,500,000.00	4,737,145.45	4,746,908.09
<b>State Pool Total</b>					<b>4,737,145.45</b>	<b>4,746,908.09</b>	<b>4,737,145.45</b>	<b>4,746,908.09</b>	<b>0.00</b>	<b>0.00</b>	<b>8,500,000.00</b>	<b>4,737,145.45</b>	<b>4,746,908.09</b>
<b>815 - Grand Parkway Operations Total</b>					<b>4,737,145.45</b>	<b>4,746,908.09</b>	<b>4,737,145.45</b>	<b>4,746,908.09</b>	<b>0.00</b>	<b>0.00</b>	<b>8,500,000.00</b>	<b>4,737,145.45</b>	<b>4,746,908.09</b>
<b>LOG5 - LOGIC DRAINAGE</b>													
<b>State Pool</b>													
LOG5-Logic-Drainage	AR-0032	State Pool	11/10/08	Open	1,060.43	1,062.58	1,060.43	1,062.58	0.00	0.00	500,000.00	1,060.43	1,062.58
<b>State Pool Total</b>					<b>1,060.43</b>	<b>1,062.58</b>	<b>1,060.43</b>	<b>1,062.58</b>	<b>0.00</b>	<b>0.00</b>	<b>500,000.00</b>	<b>1,060.43</b>	<b>1,062.58</b>
<b>LOG5 - LOGIC DRAINAGE Total</b>					<b>1,060.43</b>	<b>1,062.58</b>	<b>1,060.43</b>	<b>1,062.58</b>	<b>0.00</b>	<b>0.00</b>	<b>500,000.00</b>	<b>1,060.43</b>	<b>1,062.58</b>
<b>LOG1 - LOGIC GENERAL</b>													
<b>State Pool</b>													
LOG1-Logic-General	AR-0028	State Pool	11/10/08	Open	5,559,753.11	5,571,142.03	5,559,753.11	5,571,142.03	0.00	0.00	10,000,000.00	5,559,753.11	5,571,142.03
<b>State Pool Total</b>					<b>5,559,753.11</b>	<b>5,571,142.03</b>	<b>5,559,753.11</b>	<b>5,571,142.03</b>	<b>0.00</b>	<b>0.00</b>	<b>10,000,000.00</b>	<b>5,559,753.11</b>	<b>5,571,142.03</b>
<b>LOG1 - LOGIC GENERAL Total</b>					<b>5,559,753.11</b>	<b>5,571,142.03</b>	<b>5,559,753.11</b>	<b>5,571,142.03</b>	<b>0.00</b>	<b>0.00</b>	<b>10,000,000.00</b>	<b>5,559,753.11</b>	<b>5,571,142.03</b>
<b>LOG8 - LOGIC ROAD &amp; BRIDGE</b>													
<b>State Pool</b>													
LOG8-Logic-Road & Bridge	AR-0035	State Pool	11/10/08	Open	1,060.88	1,063.03	1,060.88	1,063.03	0.00	0.00	1,000,000.00	1,060.88	1,063.03
<b>State Pool Total</b>					<b>1,060.88</b>	<b>1,063.03</b>	<b>1,060.88</b>	<b>1,063.03</b>	<b>0.00</b>	<b>0.00</b>	<b>1,000,000.00</b>	<b>1,060.88</b>	<b>1,063.03</b>
<b>LOG8 - LOGIC ROAD &amp; BRIDGE Total</b>					<b>1,060.88</b>	<b>1,063.03</b>	<b>1,060.88</b>	<b>1,063.03</b>	<b>0.00</b>	<b>0.00</b>	<b>1,000,000.00</b>	<b>1,060.88</b>	<b>1,063.03</b>
<b>LOG2 - LOGIC TOLL OPERATIONS</b>													
<b>State Pool</b>													
LOG2-Logic-Toll Rd. Operations	AR-0029	State Pool	11/10/08	Open	1,067.24	1,069.39	1,067.24	1,069.39	0.00	0.00	2,000,000.00	1,067.24	1,069.39
<b>State Pool Total</b>					<b>1,067.24</b>	<b>1,069.39</b>	<b>1,067.24</b>	<b>1,069.39</b>	<b>0.00</b>	<b>0.00</b>	<b>2,000,000.00</b>	<b>1,067.24</b>	<b>1,069.39</b>
<b>LOG2 - LOGIC TOLL OPERATIONS Total</b>					<b>1,067.24</b>	<b>1,069.39</b>	<b>1,067.24</b>	<b>1,069.39</b>	<b>0.00</b>	<b>0.00</b>	<b>2,000,000.00</b>	<b>1,067.24</b>	<b>1,069.39</b>
<b>MB04 - MBIA DRAINAGE</b>													
<b>State Pool</b>													
MB04-MBIA Drainage	AR-0017	State Pool	11/01/08	Open	757,486.35	759,047.42	757,486.35	759,047.42	0.00	0.00	1,267,218.21	757,486.35	759,047.42
<b>State Pool Total</b>					<b>757,486.35</b>	<b>759,047.42</b>	<b>757,486.35</b>	<b>759,047.42</b>	<b>0.00</b>	<b>0.00</b>	<b>1,267,218.21</b>	<b>757,486.35</b>	<b>759,047.42</b>
<b>MB04 - MBIA DRAINAGE Total</b>					<b>757,486.35</b>	<b>759,047.42</b>	<b>757,486.35</b>	<b>759,047.42</b>	<b>0.00</b>	<b>0.00</b>	<b>1,267,218.21</b>	<b>757,486.35</b>	<b>759,047.42</b>
<b>MB02 - MBIA GENERAL</b>													
<b>State Pool</b>													
MB02-MBIA General	AR-0015	State Pool	11/01/08	Open	7,803,574.42	7,819,656.55	7,803,574.42	7,819,656.55	0.00	0.00	17,374,917.83	7,803,574.42	7,819,656.55
<b>State Pool Total</b>					<b>7,803,574.42</b>	<b>7,819,656.55</b>	<b>7,803,574.42</b>	<b>7,819,656.55</b>	<b>0.00</b>	<b>0.00</b>	<b>17,374,917.83</b>	<b>7,803,574.42</b>	<b>7,819,656.55</b>



**Portfolio Position**  
**Ft. Bend County**  
Effective Interest - Actual Life  
Receipts in Period  
06/01/19 - 06/30/19

6

CUSIP	Invest Number	Security Description	Purchase Date	Call Date	Par Value On 06/01/19	Par Value On 06/30/19	Market Val On 06/01/19	Market Val On 06/30/19	Purchase Cost	Sales Proceeds	Original Princ/Cost	Amor Value On 06/01/19	Amor Value On 06/30/19
Prosperity-Money Market Accts.	AR-0009	Money Market	11/30/03	Open	324,723,171.13	305,514,149.74	324,723,171.13	305,514,149.74	0.00	0.00	12,505,577.66	324,723,171.13	305,514,149.74
<b>Money Market Total</b>					<b>324,723,171.13</b>	<b>305,514,149.74</b>	<b>324,723,171.13</b>	<b>305,514,149.74</b>	<b>0.00</b>	<b>0.00</b>	<b>12,505,577.66</b>	<b>324,723,171.13</b>	<b>305,514,149.74</b>
<b>State Pool</b>													
LOG1-Logic- General	AR-0028	State Pool	11/10/08	Open	5,559,753.11	5,571,142.03	5,559,753.11	5,571,142.03	0.00	0.00	10,000,000.00	5,559,753.11	5,571,142.03
LOG2-Logic-Toll Rd.Operations	AR-0029	State Pool	11/10/08	Open	1,067.24	1,069.39	1,067.24	1,069.39	0.00	0.00	2,000,000.00	1,067.24	1,069.39
LOG5-Logic-Drainage	AR-0032	State Pool	11/10/08	Open	1,060.43	1,062.58	1,060.43	1,062.58	0.00	0.00	500,000.00	1,060.43	1,062.58
LOG8-Logic-Road & Bridge	AR-0035	State Pool	11/10/08	Open	1,060.88	1,063.03	1,060.88	1,063.03	0.00	0.00	1,000,000.00	1,060.88	1,063.03
MB02-MBIA General	AR-0015	State Pool	11/01/08	Open	7,803,574.42	7,819,656.55	7,803,574.42	7,819,656.55	0.00	0.00	17,374,917.83	7,803,574.42	7,819,656.55
MB03-MBIA Road & Bridge	AR-0016	State Pool	11/01/08	Open	52,801.66	52,910.46	52,801.66	52,910.46	0.00	0.00	2,856,438.24	52,801.66	52,910.46
MB04-MBIA Drainage	AR-0017	State Pool	11/01/08	Open	757,486.35	759,047.42	757,486.35	759,047.42	0.00	0.00	1,267,218.21	757,486.35	759,047.42
MB06-MBIA Toll Rd. Operations	AR-0019	State Pool	11/01/08	Open	8,682,643.11	8,700,536.89	8,682,643.11	8,700,536.89	0.00	0.00	3,143,377.27	8,682,643.11	8,700,536.89
MB12-MBIA ESD 100 AGREEMENT	AR-0041	State Pool	08/31/16	Open	966,609.19	968,601.26	966,609.19	968,601.26	0.00	0.00	3,900,000.00	966,609.19	968,601.26
MB13-MBIA ASSISTANCE DIST #1	AR-0042	State Pool	08/31/16	Open	89,330.50	89,514.59	89,330.50	89,514.59	0.00	0.00	10,000,000.00	89,330.50	89,514.59
MB14-MBIA GR PARKWAY OPERATIONS	AR-0043	State Pool	08/31/16	Open	4,737,145.45	4,746,908.09	4,737,145.45	4,746,908.09	0.00	0.00	8,500,000.00	4,737,145.45	4,746,908.09
TT00-TX TERM General	AR-0022	State Pool	11/01/08	Open	1,052.76	1,054.84	1,052.76	1,054.84	0.00	0.00	10,006,437.87	1,052.76	1,054.84
TT02-TX TERM Toll Rd. Operation	AR-0024	State Pool	11/01/08	Open	1,051.57	1,053.65	1,051.57	1,053.65	0.00	0.00	0.00	1,051.57	1,053.65
TT04-TX TERM Road & Bridge	AR-0026	State Pool	11/01/08	Open	1,049.64	1,051.72	1,049.64	1,051.72	0.00	0.00	10,463.28	1,049.64	1,051.72
TT05-TX TERM Drainage	AR-0027	State Pool	11/01/08	Open	348.22	348.91	348.22	348.91	0.00	0.00	109,774.61	348.22	348.91
<b>State Pool Total</b>					<b>28,656,034.53</b>	<b>28,715,021.41</b>	<b>28,656,034.53</b>	<b>28,715,021.41</b>	<b>0.00</b>	<b>0.00</b>	<b>70,668,627.31</b>	<b>28,656,034.53</b>	<b>28,715,021.41</b>
<b>Combined Port Total</b>					<b>361,879,205.66</b>	<b>342,729,171.15</b>	<b>361,869,685.66</b>	<b>342,728,151.15</b>	<b>0.00</b>	<b>0.00</b>	<b>91,674,204.97</b>	<b>361,879,205.66</b>	<b>342,729,171.15</b>

# Earnings and Yields Summary

## Ft. Bend County

Effective Interest - Actual Life

Receipts in Period

06/01/19 - 06/30/19

7

Security Description	06/01/19 06/07/19	06/08/19 06/14/19	06/15/19 06/21/19	06/22/19 06/28/19	06/29/19 06/30/19	06/01/19 06/30/19
<b>Combined Port</b>						
FFCB	1,785.00	1,785.00	1,785.00	1,785.00	510.00	7,650.00
Money Market	158,551.10	158,551.09	158,551.09	158,551.09	43,192.80	677,397.17
State Pool	<u>13,773.04</u>	<u>13,773.05</u>	<u>13,773.05</u>	<u>13,773.05</u>	<u>3,894.69</u>	<u>58,986.88</u>
<b>Port Total</b>	<b><u>174,109.14</u></b>	<b><u>174,109.14</u></b>	<b><u>174,109.14</u></b>	<b><u>174,109.14</u></b>	<b><u>47,597.49</u></b>	<b><u>744,034.05</u></b>
<b>Combined Port</b>						
FFCB	1.0800	1.0800	1.0800	1.0800	1.0800	1.0800
Money Market	2.5460	2.5460	2.5460	2.5460	2.5042	2.5433
State Pool	<u>2.5062</u>	<u>2.5062</u>	<u>2.5062</u>	<u>2.5062</u>	<u>2.4778</u>	<u>2.5043</u>
<b>Port Total</b>	<b><u>2.5079</u></b>	<b><u>2.5079</u></b>	<b><u>2.5079</u></b>	<b><u>2.5079</u></b>	<b><u>2.4672</u></b>	<b><u>2.5053</u></b>

**Maturity Aging**  
**Ft. Bend County**  
 Effective Interest - Actual Life  
 Receipts in Period  
 06/30/19

CUSIP	Invest Number	Security Description	Purchase Date	Days to Maturity	Yield Matur
<b>Cash / Money Market</b>					
LOG1-Logic- General	AR-0028	State Pool	11/10/08	0	2.4927
LOG2-Logic-Toll Rd.Operations	AR-0029	State Pool	11/10/08	0	2.4927
LOG5-Logic-Drainage	AR-0032	State Pool	11/10/08	0	2.4927
LOG8-Logic-Road & Bridge	AR-0035	State Pool	11/10/08	0	2.4927
MB02-MBIA General	AR-0015	State Pool	11/01/08	0	2.5000
MB03-MBIA Road & Bridge	AR-0016	State Pool	11/01/08	0	2.5000
MB04-MBIA Drainage	AR-0017	State Pool	11/01/08	0	2.5000
MB06-MBIA Toll Rd. Operations	AR-0019	State Pool	11/01/08	0	2.5000
MB12-MBIA ESD 100 AGREEMENT	AR-0041	State Pool	08/31/16	0	2.5000
MB13-MBIA ASSISTANCE DIST #1	AR-0042	State Pool	08/31/16	0	2.5000
MB14-MBIA GR PARKWAY OPERATIONS	AR-0043	State Pool	08/31/16	0	2.5000
Prosperity-Money Market Accts.	AR-0009	Money Market	11/30/03	0	2.6520
TT00-TX TERM General	AR-0022	State Pool	11/01/08	0	2.4100
TT02-TX TERM Toll Rd. Operation	AR-0024	State Pool	11/01/08	0	2.4100
TT04-TX TERM Road & Bridge	AR-0026	State Pool	11/01/08	0	2.4100
TT05-TX TERM Drainage	AR-0027	State Pool	11/01/08	0	2.4100
<b>Cash / Money Market Total</b>				<b><u>0</u></b>	<b><u>2.6388</u></b>
<b>1 - 30 Days</b>					
3133EGJX4	16-0004	FFCB 1.08 07/05/19	07/05/16	5	1.0800
<b>1 - 30 Days Total</b>				<b><u>5</u></b>	<b><u>1.0800</u></b>
<b>Investment Total</b>				<b><u>0</u></b>	<b><u>2.5995</u></b>



**Activity Statement**  
**Ft. Bend County**  
Effective Interest - Actual Life  
Receipts in Period  
06/01/19 - 06/30/19

Purchase Date	Sale Date	CUSIP	Invest Number	Security Description	Amor Value On 06/01/19	Changes In Principal	Purchase Cost	Sales Proceeds	Purchased Interest	Int/Div Rec In the Perd	Amor Value On 06/30/19	
<b>FFCB</b>												
07/05/16	Open	3133EGJX4	16-0004	FFCB 1.08 07/05/19	8,500,000.00	0.00	0.00	0.00	0.00	0.00	8,500,000.00	
<b>FFCB Total</b>					<b>8,500,000.00</b>	<b>0.00</b>	<b>0.00</b>	<b>0.00</b>	<b>0.00</b>	<b>0.00</b>	<b>8,500,000.00</b>	
<b>Money Market</b>												
11/30/03	Open	Prosperity-Money Market Accts.		AR-0009	Money Market	324,723,171.13	-19,209,021.39	0.00	0.00	0.00	677,397.17	305,514,149.74
<b>Money Market Total</b>					<b>324,723,171.13</b>	<b>-19,209,021.39</b>	<b>0.00</b>	<b>0.00</b>	<b>0.00</b>	<b>677,397.17</b>	<b>305,514,149.74</b>	
<b>State Pool</b>												
11/01/08	Open	MB02-MBIA General		AR-0015	State Pool	7,803,574.42	16,082.13	0.00	0.00	0.00	16,082.13	7,819,656.55
11/01/08	Open	MB03-MBIA Road & Bridge		AR-0016	State Pool	52,801.66	108.80	0.00	0.00	0.00	108.80	52,910.46
11/01/08	Open	MB04-MBIA Drainage		AR-0017	State Pool	757,486.35	1,561.07	0.00	0.00	0.00	1,561.07	759,047.42
11/01/08	Open	MB06-MBIA Toll Rd. Operations		AR-0019	State Pool	8,682,643.11	17,893.78	0.00	0.00	0.00	17,893.78	8,700,536.89
11/01/08	Open	TT00-TX TERM General		AR-0022	State Pool	1,052.76	2.08	0.00	0.00	0.00	2.08	1,054.84
11/01/08	Open	TT02-TX TERM Toll Rd. Operation		AR-0024	State Pool	1,051.57	2.08	0.00	0.00	0.00	2.08	1,053.65
11/01/08	Open	TT04-TX TERM Road & Bridge		AR-0026	State Pool	1,049.64	2.08	0.00	0.00	0.00	2.08	1,051.72
11/01/08	Open	TT05-TX TERM Drainage		AR-0027	State Pool	348.22	0.69	0.00	0.00	0.00	0.69	348.91
11/10/08	Open	LOG1-Logic- General		AR-0028	State Pool	5,559,753.11	11,388.92	0.00	0.00	0.00	11,388.92	5,571,142.03
11/10/08	Open	LOG2-Logic-Toll Rd.Operations		AR-0029	State Pool	1,067.24	2.15	0.00	0.00	0.00	2.15	1,069.39
11/10/08	Open	LOG5-Logic-Drainage		AR-0032	State Pool	1,060.43	2.15	0.00	0.00	0.00	2.15	1,062.58
11/10/08	Open	LOG8-Logic-Road & Bridge		AR-0035	State Pool	1,060.88	2.15	0.00	0.00	0.00	2.15	1,063.03
08/31/16	Open	MB12-MBIA ESD 100 AGREEMENT		AR-0041	State Pool	966,609.19	1,992.07	0.00	0.00	0.00	1,992.07	968,601.26
08/31/16	Open	MB13-MBIA ASSISTANCE DIST #1		AR-0042	State Pool	89,330.50	184.09	0.00	0.00	0.00	184.09	89,514.59
08/31/16	Open	MB14-MBIA GR PARKWAY OPERATIONS		AR-0043	State Pool	4,737,145.45	9,762.64	0.00	0.00	0.00	9,762.64	4,746,908.09
<b>State Pool Total</b>					<b>28,656,034.53</b>	<b>58,986.88</b>	<b>0.00</b>	<b>0.00</b>	<b>0.00</b>	<b>58,986.88</b>	<b>28,715,021.41</b>	
<b>Investment Total</b>					<b>361,879,205.66</b>	<b>-19,150,034.51</b>	<b>0.00</b>	<b>0.00</b>	<b>0.00</b>	<b>736,384.05</b>	<b>342,729,171.15</b>	

**Interest Accrual**  
**Ft. Bend County**  
Effective Interest - Actual Life  
Receipts in Period  
06/01/19 - 06/30/19

10

CUSIP	Invest Number	Security Description	Purchase Date	Sale Date	Yield Earned	Ending Par Val/Shares	Ending Amor Val/Cost	Purchased Interest	Int/Div Rec In the Perd	Int/Div Accrued In the Perd	PTD Purch Received	Int/Div Rec Purch/Date	Int/Div Accrued Purch/Date
<b>09 - Temporary Holding</b>													
<b>FFCB</b>													
3133EGJX4	16-0004	FFCB 1.08 07/05/19	07/05/16	Open	<u>1.0800</u>	<u>8,500,000.00</u>	<u>8,500,000.00</u>	<u>0.00</u>	<u>0.00</u>	<u>7,650.00</u>	<u>0.00</u>	<u>0.00</u>	<u>278,205.00</u>
<b>FFCB Total</b>					<b>1.0800</b>	<b>8,500,000.00</b>	<b>8,500,000.00</b>	<b>0.00</b>	<b>0.00</b>	<b>7,650.00</b>	<b>0.00</b>	<b>0.00</b>	<b>278,205.00</b>
<b>Money Market</b>													
Prosperity-Money Market Accts.	AR-0009	Money Market	11/30/03	Open	<u>0.0000</u>	<u>0.00</u>	<u>0.00</u>	<u>0.00</u>	<u>0.00</u>	<u>0.00</u>	<u>0.00</u>	<u>0.00</u>	<u>0.00</u>
<b>Money Market Total</b>					<b>0.0000</b>	<b>0.00</b>	<b>0.00</b>	<b>0.00</b>	<b>0.00</b>	<b>0.00</b>	<b>0.00</b>	<b>0.00</b>	<b>0.00</b>
<b>09 - Temporary Holding Total</b>					<b>1.0800</b>	<b>8,500,000.00</b>	<b>8,500,000.00</b>	<b>0.00</b>	<b>0.00</b>	<b>7,650.00</b>	<b>0.00</b>	<b>0.00</b>	<b>278,205.00</b>
<b>130 - Assistance Dist #1</b>													
<b>State Pool</b>													
MB13-MBIA ASSISTANCE DIST #1	AR-0042	State Pool	08/31/16	Open	<u>2.5071</u>	<u>89,514.59</u>	<u>89,514.59</u>	<u>0.00</u>	<u>184.09</u>	<u>0.00</u>	<u>0.00</u>	<u>89,514.59</u>	<u>0.00</u>
<b>State Pool Total</b>					<b>2.5071</b>	<b>89,514.59</b>	<b>89,514.59</b>	<b>0.00</b>	<b>184.09</b>	<b>0.00</b>	<b>0.00</b>	<b>89,514.59</b>	<b>0.00</b>
<b>130 - Assistance Dist #1 Total</b>					<b>2.5071</b>	<b>89,514.59</b>	<b>89,514.59</b>	<b>0.00</b>	<b>184.09</b>	<b>0.00</b>	<b>0.00</b>	<b>89,514.59</b>	<b>0.00</b>
<b>145 - ESD 100 Agreement</b>													
<b>State Pool</b>													
MB12-MBIA ESD 100 AGREEMENT	AR-0041	State Pool	08/31/16	Open	<u>2.5072</u>	<u>968,601.26</u>	<u>968,601.26</u>	<u>0.00</u>	<u>1,992.07</u>	<u>0.00</u>	<u>0.00</u>	<u>67,042.50</u>	<u>0.00</u>
<b>State Pool Total</b>					<b>2.5072</b>	<b>968,601.26</b>	<b>968,601.26</b>	<b>0.00</b>	<b>1,992.07</b>	<b>0.00</b>	<b>0.00</b>	<b>67,042.50</b>	<b>0.00</b>
<b>145 - ESD 100 Agreement Total</b>					<b>2.5072</b>	<b>968,601.26</b>	<b>968,601.26</b>	<b>0.00</b>	<b>1,992.07</b>	<b>0.00</b>	<b>0.00</b>	<b>67,042.50</b>	<b>0.00</b>
<b>810 - FBC Toll Road Operations</b>													
<b>State Pool</b>													
TT02-TX TERM Toll Rd. Operation	AR-0024	State Pool	11/01/08	Open	<u>0.0000</u>	<u>0.00</u>	<u>0.00</u>	<u>0.00</u>	<u>0.00</u>	<u>0.00</u>	<u>0.00</u>	<u>0.00</u>	<u>0.00</u>
<b>State Pool Total</b>					<b>0.0000</b>	<b>0.00</b>	<b>0.00</b>	<b>0.00</b>	<b>0.00</b>	<b>0.00</b>	<b>0.00</b>	<b>0.00</b>	<b>0.00</b>
<b>810 - FBC Toll Road Operations Total</b>					<b>0.0000</b>	<b>0.00</b>	<b>0.00</b>	<b>0.00</b>	<b>0.00</b>	<b>0.00</b>	<b>0.00</b>	<b>0.00</b>	<b>0.00</b>
<b>815 - Grand Parkway Operations</b>													
<b>State Pool</b>													
MB14-MBIA GR PARKWAY OPERATIONS	AR-0043	State Pool	08/31/16	Open	<u>2.5072</u>	<u>4,746,908.09</u>	<u>4,746,908.09</u>	<u>0.00</u>	<u>9,762.64</u>	<u>0.00</u>	<u>0.00</u>	<u>246,902.61</u>	<u>0.00</u>
<b>State Pool Total</b>					<b>2.5072</b>	<b>4,746,908.09</b>	<b>4,746,908.09</b>	<b>0.00</b>	<b>9,762.64</b>	<b>0.00</b>	<b>0.00</b>	<b>246,902.61</b>	<b>0.00</b>
<b>815 - Grand Parkway Operations Total</b>					<b>2.5072</b>	<b>4,746,908.09</b>	<b>4,746,908.09</b>	<b>0.00</b>	<b>9,762.64</b>	<b>0.00</b>	<b>0.00</b>	<b>246,902.61</b>	<b>0.00</b>
<b>LOG1 - LOGIC GENERAL</b>													
<b>State Pool</b>													
LOG1-Logic- General	AR-0028	State Pool	11/10/08	Open	<u>2.4921</u>	<u>5,571,142.03</u>	<u>5,571,142.03</u>	<u>0.00</u>	<u>11,388.92</u>	<u>0.00</u>	<u>0.00</u>	<u>641,575.01</u>	<u>0.00</u>
<b>State Pool Total</b>					<b>2.4921</b>	<b>5,571,142.03</b>	<b>5,571,142.03</b>	<b>0.00</b>	<b>11,388.92</b>	<b>0.00</b>	<b>0.00</b>	<b>641,575.01</b>	<b>0.00</b>
<b>LOG1 - LOGIC GENERAL Total</b>					<b>2.4921</b>	<b>5,571,142.03</b>	<b>5,571,142.03</b>	<b>0.00</b>	<b>11,388.92</b>	<b>0.00</b>	<b>0.00</b>	<b>641,575.01</b>	<b>0.00</b>
<b>LOG2 - LOGIC TOLL OPERATIONS</b>													
<b>State Pool</b>													
LOG2-Logic-Toll Rd.Operations	AR-0029	State Pool	11/10/08	Open	<u>2.4509</u>	<u>1,069.39</u>	<u>1,069.39</u>	<u>0.00</u>	<u>2.15</u>	<u>0.00</u>	<u>0.00</u>	<u>62,400.47</u>	<u>0.00</u>
<b>State Pool Total</b>					<b>2.4509</b>	<b>1,069.39</b>	<b>1,069.39</b>	<b>0.00</b>	<b>2.15</b>	<b>0.00</b>	<b>0.00</b>	<b>62,400.47</b>	<b>0.00</b>
<b>LOG2 - LOGIC TOLL OPERATIONS Total</b>					<b>2.4509</b>	<b>1,069.39</b>	<b>1,069.39</b>	<b>0.00</b>	<b>2.15</b>	<b>0.00</b>	<b>0.00</b>	<b>62,400.47</b>	<b>0.00</b>
<b>LOG5 - LOGIC DRAINAGE</b>													
<b>State Pool</b>													
LOG5-Logic-Drainage	AR-0032	State Pool	11/10/08	Open	<u>2.4666</u>	<u>1,062.58</u>	<u>1,062.58</u>	<u>0.00</u>	<u>2.15</u>	<u>0.00</u>	<u>0.00</u>	<u>3,306.35</u>	<u>0.00</u>
<b>State Pool Total</b>					<b>2.4666</b>	<b>1,062.58</b>	<b>1,062.58</b>	<b>0.00</b>	<b>2.15</b>	<b>0.00</b>	<b>0.00</b>	<b>3,306.35</b>	<b>0.00</b>
<b>LOG5 - LOGIC DRAINAGE Total</b>					<b>2.4666</b>	<b>1,062.58</b>	<b>1,062.58</b>	<b>0.00</b>	<b>2.15</b>	<b>0.00</b>	<b>0.00</b>	<b>3,306.35</b>	<b>0.00</b>
<b>LOG8 - LOGIC ROAD &amp; BRIDGE</b>													
<b>State Pool</b>													
LOG8-Logic-Road & Bridge	AR-0035	State Pool	11/10/08	Open	<u>2.4656</u>	<u>1,063.03</u>	<u>1,063.03</u>	<u>0.00</u>	<u>2.15</u>	<u>0.00</u>	<u>0.00</u>	<u>6,550.55</u>	<u>0.00</u>

**Interest Accrual**  
**Ft. Bend County**  
Effective Interest - Actual Life  
Receipts in Period  
06/01/19 - 06/30/19

11

CUSIP	Invest Number	Security Description	Purchase Date	Sale Date	Yield Earned	Ending Par Val/Shares	Ending Amor Val/Cost	Purchased Interest	Int/Div Rec In the Perd	Int/Div Accrued In the Perd	PTD Purch Received	Int/Div Rec Purch/Date	Int/Div Accrued Purch/Date
<b>State Pool Total</b>					<u>2.4656</u>	<u>1,063.03</u>	<u>1,063.03</u>	<u>0.00</u>	<u>2.15</u>	<u>0.00</u>	<u>0.00</u>	<u>6,550.55</u>	<u>0.00</u>
<b>LOG8 - LOGIC ROAD &amp; BRIDGE Total</b>					<u>2.4656</u>	<u>1,063.03</u>	<u>1,063.03</u>	<u>0.00</u>	<u>2.15</u>	<u>0.00</u>	<u>0.00</u>	<u>6,550.55</u>	<u>0.00</u>
<b>MB02 - MBIA GENERAL</b>													
<b>State Pool</b>													
MB02-MBIA General	AR-0015	State Pool	11/01/08	Open	2.5072	7,819,656.55	7,819,656.55	0.00	16,082.13	0.00	0.00	549,006.92	0.00
<b>State Pool Total</b>					<u>2.5072</u>	<u>7,819,656.55</u>	<u>7,819,656.55</u>	<u>0.00</u>	<u>16,082.13</u>	<u>0.00</u>	<u>0.00</u>	<u>549,006.92</u>	<u>0.00</u>
<b>MB02 - MBIA GENERAL Total</b>					<u>2.5072</u>	<u>7,819,656.55</u>	<u>7,819,656.55</u>	<u>0.00</u>	<u>16,082.13</u>	<u>0.00</u>	<u>0.00</u>	<u>549,006.92</u>	<u>0.00</u>
<b>MB03 - MBIA ROAD &amp; BRIDGE</b>													
<b>State Pool</b>													
MB03-MBIA Road & Bridge	AR-0016	State Pool	11/01/08	Open	2.5068	52,910.46	52,910.46	0.00	108.80	0.00	0.00	93,649.61	0.00
<b>State Pool Total</b>					<u>2.5068</u>	<u>52,910.46</u>	<u>52,910.46</u>	<u>0.00</u>	<u>108.80</u>	<u>0.00</u>	<u>0.00</u>	<u>93,649.61</u>	<u>0.00</u>
<b>MB03 - MBIA ROAD &amp; BRIDGE Total</b>					<u>2.5068</u>	<u>52,910.46</u>	<u>52,910.46</u>	<u>0.00</u>	<u>108.80</u>	<u>0.00</u>	<u>0.00</u>	<u>93,649.61</u>	<u>0.00</u>
<b>MB04 - MBIA DRAINAGE</b>													
<b>State Pool</b>													
MB04-MBIA Drainage	AR-0017	State Pool	11/01/08	Open	2.5072	759,047.42	759,047.42	0.00	1,561.07	0.00	0.00	116,375.33	0.00
<b>State Pool Total</b>					<u>2.5072</u>	<u>759,047.42</u>	<u>759,047.42</u>	<u>0.00</u>	<u>1,561.07</u>	<u>0.00</u>	<u>0.00</u>	<u>116,375.33</u>	<u>0.00</u>
<b>MB04 - MBIA DRAINAGE Total</b>					<u>2.5072</u>	<u>759,047.42</u>	<u>759,047.42</u>	<u>0.00</u>	<u>1,561.07</u>	<u>0.00</u>	<u>0.00</u>	<u>116,375.33</u>	<u>0.00</u>
<b>MB06 - MBIA TOLL RD OPERATIONS</b>													
<b>State Pool</b>													
MB06-MBIA Toll Rd. Operations	AR-0019	State Pool	11/01/08	Open	2.5072	8,700,536.89	8,700,536.89	0.00	17,893.78	0.00	0.00	416,473.69	0.00
<b>State Pool Total</b>					<u>2.5072</u>	<u>8,700,536.89</u>	<u>8,700,536.89</u>	<u>0.00</u>	<u>17,893.78</u>	<u>0.00</u>	<u>0.00</u>	<u>416,473.69</u>	<u>0.00</u>
<b>MB06 - MBIA TOLL RD OPERATIONS Total</b>					<u>2.5072</u>	<u>8,700,536.89</u>	<u>8,700,536.89</u>	<u>0.00</u>	<u>17,893.78</u>	<u>0.00</u>	<u>0.00</u>	<u>416,473.69</u>	<u>0.00</u>
<b>PROS - Prosperity Money Mkt. Accts.</b>													
<b>Money Market</b>													
Prosperity-Money Market Accts.	AR-0009	Money Market	11/30/03	Open	2.5433	305,514,149.74	305,514,149.74	0.00	677,397.17	0.00	0.00	40,336,717.00	0.00
<b>Money Market Total</b>					<u>2.5433</u>	<u>305,514,149.74</u>	<u>305,514,149.74</u>	<u>0.00</u>	<u>677,397.17</u>	<u>0.00</u>	<u>0.00</u>	<u>40,336,717.00</u>	<u>0.00</u>
<b>PROS - Prosperity Money Mkt. Accts. Total</b>					<u>2.5433</u>	<u>305,514,149.74</u>	<u>305,514,149.74</u>	<u>0.00</u>	<u>677,397.17</u>	<u>0.00</u>	<u>0.00</u>	<u>40,336,717.00</u>	<u>0.00</u>
<b>TT00 - TEXAS TERM GENERAL</b>													
<b>State Pool</b>													
TT00-TX TERM General	AR-0022	State Pool	11/01/08	Open	2.4038	1,054.84	1,054.84	0.00	2.08	0.00	0.00	21,439.61	0.00
<b>State Pool Total</b>					<u>2.4038</u>	<u>1,054.84</u>	<u>1,054.84</u>	<u>0.00</u>	<u>2.08</u>	<u>0.00</u>	<u>0.00</u>	<u>21,439.61</u>	<u>0.00</u>
<b>TT00 - TEXAS TERM GENERAL Total</b>					<u>2.4038</u>	<u>1,054.84</u>	<u>1,054.84</u>	<u>0.00</u>	<u>2.08</u>	<u>0.00</u>	<u>0.00</u>	<u>21,439.61</u>	<u>0.00</u>
<b>TT02 - TEXAS TERM TOLL OPERATIONS</b>													
<b>State Pool</b>													
TT02-TX TERM Toll Rd. Operation	AR-0024	State Pool	11/01/08	Open	2.4066	1,053.65	1,053.65	0.00	2.08	0.00	0.00	17,983.55	0.00
<b>State Pool Total</b>					<u>2.4066</u>	<u>1,053.65</u>	<u>1,053.65</u>	<u>0.00</u>	<u>2.08</u>	<u>0.00</u>	<u>0.00</u>	<u>17,983.55</u>	<u>0.00</u>
<b>TT02 - TEXAS TERM TOLL OPERATIONS Total</b>					<u>2.4066</u>	<u>1,053.65</u>	<u>1,053.65</u>	<u>0.00</u>	<u>2.08</u>	<u>0.00</u>	<u>0.00</u>	<u>17,983.55</u>	<u>0.00</u>
<b>TT04 - TEXAS TERM ROAD &amp; BRIDGE</b>													
<b>State Pool</b>													
TT04-TX TERM Road & Bridge	AR-0026	State Pool	11/01/08	Open	2.4110	1,051.72	1,051.72	0.00	2.08	0.00	0.00	8,259.00	0.00
<b>State Pool Total</b>					<u>2.4110</u>	<u>1,051.72</u>	<u>1,051.72</u>	<u>0.00</u>	<u>2.08</u>	<u>0.00</u>	<u>0.00</u>	<u>8,259.00</u>	<u>0.00</u>
<b>TT04 - TEXAS TERM ROAD &amp; BRIDGE Total</b>					<u>2.4110</u>	<u>1,051.72</u>	<u>1,051.72</u>	<u>0.00</u>	<u>2.08</u>	<u>0.00</u>	<u>0.00</u>	<u>8,259.00</u>	<u>0.00</u>
<b>TT05 - TEXAS TERM DRAINAGE</b>													
<b>State Pool</b>													
TT05-TX TERM Drainage	AR-0027	State Pool	11/01/08	Open	2.4108	348.91	348.91	0.00	0.69	0.00	0.00	5,028.18	0.00
<b>State Pool Total</b>					<u>2.4108</u>	<u>348.91</u>	<u>348.91</u>	<u>0.00</u>	<u>0.69</u>	<u>0.00</u>	<u>0.00</u>	<u>5,028.18</u>	<u>0.00</u>

**Interest Accrual**  
**Ft. Bend County**  
 Effective Interest - Actual Life  
 Receipts in Period  
 06/01/19 - 06/30/19

12

CUSIP	Invest Number	Security Description	Purchase Date	Sale Date	Yield Earned	Ending Par Val/Shares	Ending Amor Val/Cost	Purchased Interest	Int/Div Rec In the Perd	Int/Div Accrued In the Perd	PTD Purch Received	Int/Div Rec Purch/Date	Int/Div Accrued Purch/Date
<b>TT05 - TEXAS TERM DRAINAGE Total</b>					<u>2.4108</u>	<u>348.91</u>	<u>348.91</u>	<u>0.00</u>	<u>0.69</u>	<u>0.00</u>	<u>0.00</u>	<u>5,028.18</u>	<u>0.00</u>

# Premium/Discount Amortization

## Ft. Bend County

Effective Interest - Actual Life  
Receipts in Period  
06/01/19 - 06/30/19

13

CUSIP	Invest Number	Security Description	Purchase Date	Amortiz Date	Yield Earned	Beginning Par Val/Shares	Beginning Unamor Val/Cost	Premium Discount	Ending Par Val/Shares	Ending Amor Val/Cost	Unamor Prem/Dscnt	Amortization In the Perd	Amortization Purch/Date
<b>FFCB</b>													
3133EGJX4	16-0004	FFCB 1.08 07/05/19	07/05/16	07/05/19	<u>1.0800</u>	<u>8,500,000.00</u>	<u>8,500,000.00</u>	<u>0.00</u>	<u>8,500,000.00</u>	<u>8,500,000.00</u>	<u>0.00</u>	<u>0.00</u>	<u>0.00</u>
<b>FFCB Total</b>					<u>1.0800</u>	<u>8,500,000.00</u>	<u>8,500,000.00</u>	<u>0.00</u>	<u>8,500,000.00</u>	<u>8,500,000.00</u>	<u>0.00</u>	<u>0.00</u>	<u>0.00</u>
<b>Money Market</b>													
Prosperity-Money Market Accts.	AR-0009	Money Market	11/30/03	Open	2.5433	<u>324,723,171.13</u>	<u>324,723,171.13</u>	<u>0.00</u>	<u>305,514,149.74</u>	<u>305,514,149.74</u>	<u>0.00</u>	<u>0.00</u>	<u>0.00</u>
<b>Money Market Total</b>					<u>2.5433</u>	<u>324,723,171.13</u>	<u>324,723,171.13</u>	<u>0.00</u>	<u>305,514,149.74</u>	<u>305,514,149.74</u>	<u>0.00</u>	<u>0.00</u>	<u>0.00</u>
<b>State Pool</b>													
MB02-MBIA General	AR-0015	State Pool	11/01/08	Open	2.5072	7,803,574.42	7,803,574.42	0.00	7,819,656.55	7,819,656.55	0.00	0.00	0.00
MB03-MBIA Road & Bridge	AR-0016	State Pool	11/01/08	Open	2.5068	52,801.66	52,801.66	0.00	52,910.46	52,910.46	0.00	0.00	0.00
MB04-MBIA Drainage	AR-0017	State Pool	11/01/08	Open	2.5072	757,486.35	757,486.35	0.00	759,047.42	759,047.42	0.00	0.00	0.00
MB06-MBIA Toll Rd. Operations	AR-0019	State Pool	11/01/08	Open	2.5072	8,682,643.11	8,682,643.11	0.00	8,700,536.89	8,700,536.89	0.00	0.00	0.00
TT00-TX TERM General	AR-0022	State Pool	11/01/08	Open	2.4038	1,052.76	1,052.76	0.00	1,054.84	1,054.84	0.00	0.00	0.00
TT02-TX TERM Toll Rd. Operation	AR-0024	State Pool	11/01/08	Open	2.4066	1,051.57	1,051.57	0.00	1,053.65	1,053.65	0.00	0.00	0.00
TT04-TX TERM Road & Bridge	AR-0026	State Pool	11/01/08	Open	2.4110	1,049.64	1,049.64	0.00	1,051.72	1,051.72	0.00	0.00	0.00
TT05-TX TERM Drainage	AR-0027	State Pool	11/01/08	Open	2.4108	348.22	348.22	0.00	348.91	348.91	0.00	0.00	0.00
LOG1-Logic- General	AR-0028	State Pool	11/10/08	Open	2.4921	5,559,753.11	5,559,753.11	0.00	5,571,142.03	5,571,142.03	0.00	0.00	0.00
LOG2-Logic-Toll Rd.Operations	AR-0029	State Pool	11/10/08	Open	2.4509	1,067.24	1,067.24	0.00	1,069.39	1,069.39	0.00	0.00	0.00
LOG5-Logic-Drainage	AR-0032	State Pool	11/10/08	Open	2.4666	1,060.43	1,060.43	0.00	1,062.58	1,062.58	0.00	0.00	0.00
LOG8-Logic-Road & Bridge	AR-0035	State Pool	11/10/08	Open	2.4656	1,060.88	1,060.88	0.00	1,063.03	1,063.03	0.00	0.00	0.00
MB12-MBIA ESD 100 AGREEMENT	AR-0041	State Pool	08/31/16	Open	2.5072	966,609.19	966,609.19	0.00	968,601.26	968,601.26	0.00	0.00	0.00
MB13-MBIA ASSISTANCE DIST #1	AR-0042	State Pool	08/31/16	Open	2.5071	89,330.50	89,330.50	0.00	89,514.59	89,514.59	0.00	0.00	0.00
MB14-MBIA GR PARKWAY OPERATIONS	AR-0043	State Pool	08/31/16	Open	2.5072	<u>4,737,145.45</u>	<u>4,737,145.45</u>	<u>0.00</u>	<u>4,746,908.09</u>	<u>4,746,908.09</u>	<u>0.00</u>	<u>0.00</u>	<u>0.00</u>
<b>State Pool Total</b>					<u>2.5043</u>	<u>28,656,034.53</u>	<u>28,656,034.53</u>	<u>0.00</u>	<u>28,715,021.41</u>	<u>28,715,021.41</u>	<u>0.00</u>	<u>0.00</u>	<u>0.00</u>
<b>Investment Total</b>					<u>2.5053</u>	<u>361,879,205.66</u>	<u>361,879,205.66</u>	<u>0.00</u>	<u>342,729,171.15</u>	<u>342,729,171.15</u>	<u>0.00</u>	<u>0.00</u>	<u>0.00</u>

# Open Investments

## Ft. Bend County

Effective Interest - Actual Life  
Receipts in Period  
06/30/19

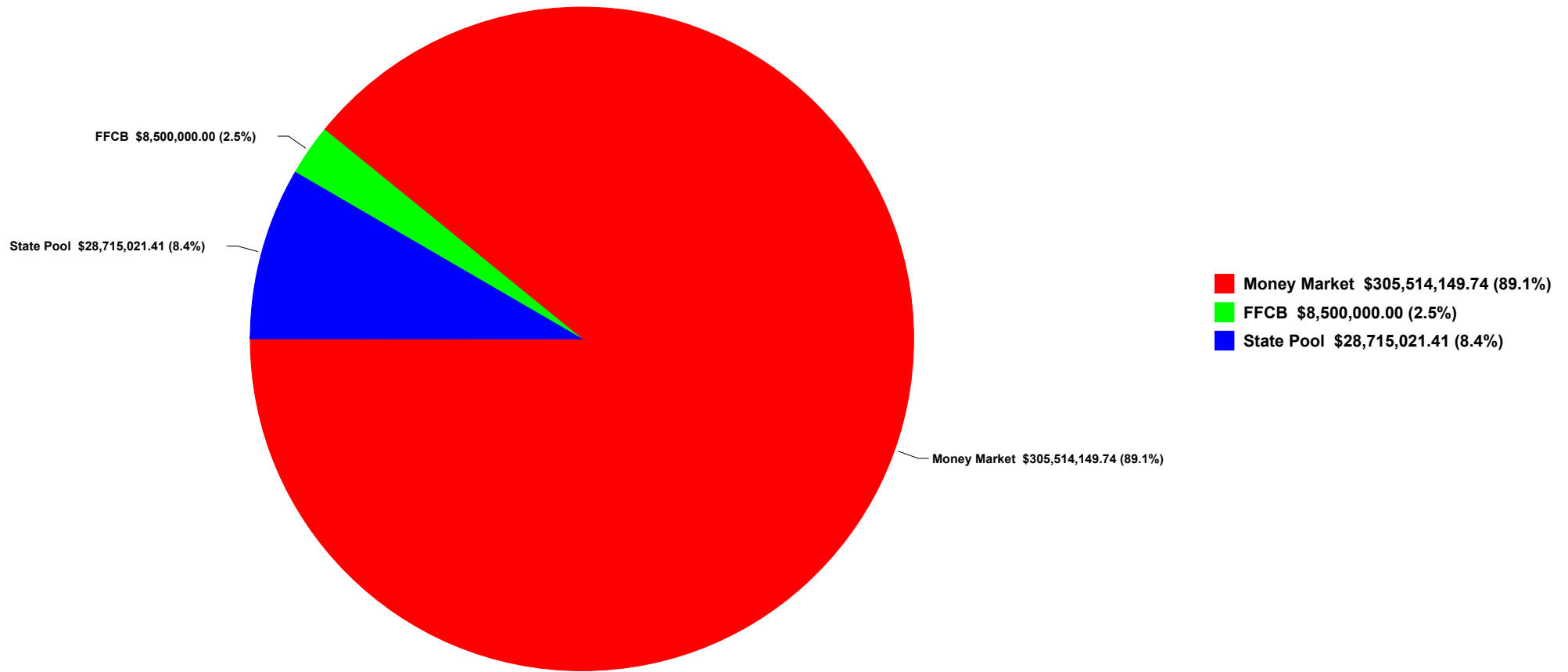
CUSIP	Invest Number	Security Description	Invest Class	Purchase Date	Call Date	Purchase Institut	SafeKeep Institut	Issuing Institut	Yield Matur	Yield Call	Original Unit Cost	Original Par Val/Shares	Original Princ/Cost	Orig Prem Discount	Ending Unit Price	Ending Par Val/Shares	Ending Amor Val/Cost	Ending Prem/Dscnt
<b>FFCB</b>																		
3133EGJX4	16-0004	FFCB 1.08 07/05/19		07/05/16	Open	700	100	None	1.0800	1.0800	1.000000	8,500,000.00	8,500,000.00	0.00	1.000000	8,500,000.00	8,500,000.00	0.00
<b>FFCB Total</b>									<u>1.0800</u>	<u>1.0800</u>	<u>1.000000</u>	<u>8,500,000.00</u>	<u>8,500,000.00</u>	<u>0.00</u>	<u>1.000000</u>	<u>8,500,000.00</u>	<u>8,500,000.00</u>	<u>0.00</u>
<b>Money Market</b>																		
Prosperity-Money Market Accts.	AR-0009	Money Market		11/30/03	Open	100	None	100	2.6520	2.6520	1.000000	12,505,577.66	12,505,577.66	0.00	1.000000	305,514,149.74	305,514,149.74	0.00
<b>Money Market Total</b>									<u>2.6520</u>	<u>2.6520</u>	<u>1.000000</u>	<u>12,505,577.66</u>	<u>12,505,577.66</u>	<u>0.00</u>	<u>1.000000</u>	<u>305,514,149.74</u>	<u>305,514,149.74</u>	<u>0.00</u>
<b>State Pool</b>																		
MB02-MBIA General	AR-0015	State Pool		11/01/08	Open	2000	None	2000	2.5000	2.5000	1.000000	17,374,917.83	17,374,917.83	0.00	1.000000	7,819,656.55	7,819,656.55	0.00
MB03-MBIA Road & Bridge	AR-0016	State Pool		11/01/08	Open	2000	None	2000	2.5000	2.5000	1.000000	2,856,438.24	2,856,438.24	0.00	1.000000	52,910.46	52,910.46	0.00
MB04-MBIA Drainage	AR-0017	State Pool		11/01/08	Open	2000	None	2000	2.5000	2.5000	1.000000	1,267,218.21	1,267,218.21	0.00	1.000000	759,047.42	759,047.42	0.00
MB06-MBIA Toll Rd. Operations	AR-0019	State Pool		11/01/08	Open	2000	None	2000	2.5000	2.5000	1.000000	3,143,377.27	3,143,377.27	0.00	1.000000	8,700,536.89	8,700,536.89	0.00
TT00-TX TERM General	AR-0022	State Pool		11/01/08	Open	2005	None	2005	2.4100	2.4100	1.000000	10,006,437.87	10,006,437.87	0.00	1.000000	1,054.84	1,054.84	0.00
TT02-TX TERM Toll Rd. Operation	AR-0024	State Pool		11/01/08	Open	2005	None	2005	2.4100	2.4100	0.000000	0.00	0.00	0.00	1.000000	1,053.65	1,053.65	0.00
TT04-TX TERM Road & Bridge	AR-0026	State Pool		11/01/08	Open	2005	None	2005	2.4100	2.4100	1.000000	10,463.28	10,463.28	0.00	1.000000	1,051.72	1,051.72	0.00
TT05-TX TERM Drainage	AR-0027	State Pool		11/01/08	Open	2005	None	2005	2.4100	2.4100	1.000000	109,774.61	109,774.61	0.00	1.000000	348.91	348.91	0.00
LOG1-Logic- General	AR-0028	State Pool		11/10/08	Open	200	None	200	2.4927	2.4927	1.000000	10,000,000.00	10,000,000.00	0.00	1.000000	5,571,142.03	5,571,142.03	0.00
LOG2-Logic-Toll Rd.Operations	AR-0029	State Pool		11/10/08	Open	200	None	200	2.4927	2.4927	1.000000	2,000,000.00	2,000,000.00	0.00	1.000000	1,069.39	1,069.39	0.00
LOG5-Logic-Drainage	AR-0032	State Pool		11/10/08	Open	200	None	200	2.4927	2.4927	1.000000	500,000.00	500,000.00	0.00	1.000000	1,062.58	1,062.58	0.00
LOG8-Logic-Road & Bridge	AR-0035	State Pool		11/10/08	Open	200	None	200	2.4927	2.4927	1.000000	1,000,000.00	1,000,000.00	0.00	1.000000	1,063.03	1,063.03	0.00
MB12-MBIA ESD 100 AGREEMENT	AR-0041	State Pool		08/31/16	Open	2000	None	2000	2.5000	2.5000	1.000000	3,900,000.00	3,900,000.00	0.00	1.000000	968,601.26	968,601.26	0.00
MB13-MBIA ASSISTANCE DIST #1	AR-0042	State Pool		08/31/16	Open	2000	None	2000	2.5000	2.5000	1.000000	10,000,000.00	10,000,000.00	0.00	1.000000	89,514.59	89,514.59	0.00
MB14-MBIA GR PARKWAY OPERATIONS	AR-0043	State Pool		08/31/16	Open	2000	None	2000	2.5000	2.5000	1.000000	8,500,000.00	8,500,000.00	0.00	1.000000	4,746,908.09	4,746,908.09	0.00
<b>State Pool Total</b>									<u>2.4986</u>	<u>2.4986</u>	<u>1.000000</u>	<u>70,668,627.31</u>	<u>70,668,627.31</u>	<u>0.00</u>	<u>1.000000</u>	<u>28,715,021.41</u>	<u>28,715,021.41</u>	<u>0.00</u>
<b>Investment Total</b>									<u>2.5995</u>	<u>2.5995</u>	<u>1.000000</u>	<u>91,674,204.97</u>	<u>91,674,204.97</u>	<u>0.00</u>	<u>1.000000</u>	<u>342,729,171.15</u>	<u>342,729,171.15</u>	<u>0.00</u>

# Open Investments

## Ft. Bend County

Effective Interest - Actual Life  
Receipts in Period  
06/30/19

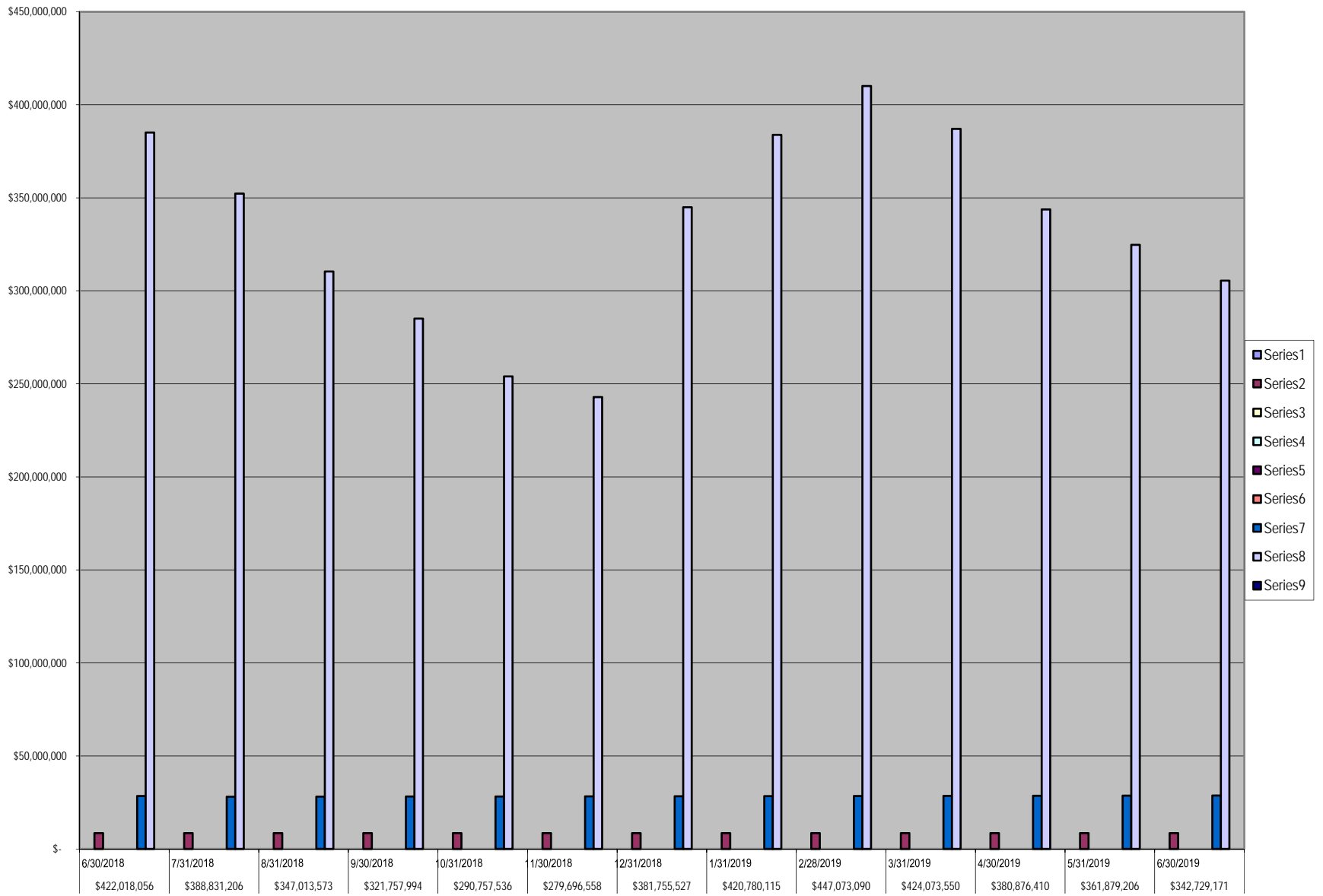
Showing Ending Par Val/Shares: \$342,729,171.15



## FBC INVESTMENT TRAILING 12 MONTHS

Open Investments		FARMERS MAC DN	FFCB	FHLB	FHLMC	FNMA	FNMA DISCOUNT NOTE	State Pool	Prosperity Money Market	Prosperity - Invst. Acct.
\$ 422,018,056	6/30/2018	\$ -	\$ 8,500,000	\$ -	\$ -	\$ -	\$ -	\$ 28,436,018	\$ 385,082,038	\$ -
\$ 388,831,206	7/31/2018	\$ -	\$ 8,500,000	\$ -	\$ -	\$ -	\$ -	\$ 28,071,977	\$ 352,259,229	\$ -
\$ 347,013,573	8/31/2018	\$ -	\$ 8,500,000	\$ -	\$ -	\$ -	\$ -	\$ 28,125,224	\$ 310,388,349	\$ -
\$ 321,757,994	9/30/2018	\$ -	\$ 8,500,000	\$ -	\$ -	\$ -	\$ -	\$ 28,177,370	\$ 285,080,624	\$ -
\$ 290,757,536	10/31/2018	\$ -	\$ 8,500,000	\$ -	\$ -	\$ -	\$ -	\$ 28,233,417	\$ 254,024,119	\$ -
\$ 279,696,558	11/30/2018	\$ -	\$ 8,500,000	\$ -	\$ -	\$ -	\$ -	\$ 28,289,641	\$ 242,906,917	\$ -
\$ 381,755,527	12/31/2018	\$ -	\$ 8,500,000	\$ -	\$ -	\$ -	\$ -	\$ 28,349,750	\$ 344,905,777	\$ -
\$ 420,780,115	1/31/2019	\$ -	\$ 8,500,000	\$ -	\$ -	\$ -	\$ -	\$ 28,412,845	\$ 383,867,270	\$ -
\$ 447,073,090	2/28/2019	\$ -	\$ 8,500,000	\$ -	\$ -	\$ -	\$ -	\$ 28,470,192	\$ 410,102,898	\$ -
\$ 424,073,550	3/31/2019	\$ -	\$ 8,500,000	\$ -	\$ -	\$ -	\$ -	\$ 28,533,341	\$ 387,040,209	\$ -
\$ 380,876,410	4/30/2019	\$ -	\$ 8,500,000	\$ -	\$ -	\$ -	\$ -	\$ 28,593,971	\$ 343,782,439	\$ -
\$ 361,879,206	5/31/2019	\$ -	\$ 8,500,000	\$ -	\$ -	\$ -	\$ -	\$ 28,656,035	\$ 324,723,171	\$ -
\$ 342,729,171	6/30/2019	\$ -	\$ 8,500,000	\$ -	\$ -	\$ -	\$ -	\$ 28,715,021	\$ 305,514,150	\$ -





**Wendt, Sandra**

---

**From:** Laura Turner (111) <Laura.Turner@prosperitybankusa.com>  
**Sent:** Monday, June 3, 2019 2:52 PM  
**To:** Surratt, Carrie; Brogdon, Jennifer; Segura, Maria; Elster, Melissa; Schultz, Patsy; Wendt, Sandra  
**Subject:** June interest rate

CAUTION: This email originated from outside of the organization. Do not click links or open attachments unless you recognize the sender and know the content is safe.

**In accordance to the Depository bid, the variable interest rate for the month of June will reflect the change in the 91 day T-bill rate. The 91 day T-bill investment rate is 2.362%. Rate paid will be 2.652% (2.362% + .29%) on the General Fund and all other accounts.**

Thank you!

Laura

**Laura Turner**

Lending Assistant  
Assistant Vice President  
Prosperity Bank  
Sugar Land Banking Center  
14060 Southwest Freeway  
Sugar Land, TX 77478  
Phone: 281-269-7200  
Direct: 281-269-7254  
Fax: 281-269-7108  
Shoretel: 37254  
Email: [Laura.Turner@ProsperityBankUSA.com](mailto:Laura.Turner@ProsperityBankUSA.com)  
NYSE: PB

**Handy information should the need arise.....**

281-242-4762 Fastline  
1.866.985.2273 To Activate & Pin your Debit Card  
1.800.684.2132 Report your card Lost/Stolen ATM/Debit Card



# Daily Rates

June 2019

## TXCLASS

AVERAGE MONTHLY YIELD: 2.50%

Date	Dividend Rate	Daily Yield
01-Jun-19	0.000069729	2.55%
02-Jun-19	0.000069729	2.55%
03-Jun-19	0.000069476	2.54%
04-Jun-19	0.000069455	2.54%
05-Jun-19	0.000069181	2.53%
06-Jun-19	0.000069181	2.53%
07-Jun-19	0.000068912	2.52%
08-Jun-19	0.000068912	2.52%
09-Jun-19	0.000068912	2.52%
10-Jun-19	0.000068907	2.52%
11-Jun-19	0.000068907	2.52%
12-Jun-19	0.000068668	2.51%
13-Jun-19	0.000068686	2.51%
14-Jun-19	0.000068633	2.51%
15-Jun-19	0.000068633	2.51%
16-Jun-19	0.000068633	2.51%
17-Jun-19	0.000068377	2.50%
18-Jun-19	0.000068359	2.50%
19-Jun-19	0.000068359	2.50%
20-Jun-19	0.000068085	2.49%
21-Jun-19	0.000068085	2.49%
22-Jun-19	0.000068085	2.49%
23-Jun-19	0.000068085	2.49%
24-Jun-19	0.000068087	2.49%
25-Jun-19	0.000068085	2.49%
26-Jun-19	0.000067850	2.48%
27-Jun-19	0.000069160	2.52%
28-Jun-19	0.000067906	2.48%
29-Jun-19	0.000067906	2.48%
30-Jun-19	0.000067906	2.48%

## Current Rates:

*June 30, 2019*

**Current Yield<sup>1</sup>**

**2.39%**

## Historical Rates

### Monthly Distribution Yields<sup>2</sup>

	<u>2010</u>	<u>2011</u>	<u>2012</u>	<u>2013</u>	<u>2014</u>	<u>2015</u>	<u>2016</u>	<u>2017</u>	<u>2018</u>	<u>2019</u>
<b>January</b>	0.17%	0.14%	0.08%	0.12%	0.04%	0.07%	0.35%	0.58%	1.34%	2.40%
<b>February</b>	0.17%	0.17%	0.10%	0.10%	0.04%	0.08%	0.39%	0.59%	1.40%	2.40%
<b>March</b>	0.18%	0.14%	0.10%	0.10%	0.04%	0.09%	0.41%	0.66%	1.50%	2.41%
<b>April</b>	0.19%	0.10%	0.10%	0.08%	0.04%	0.09%	0.42%	0.75%	1.65%	2.42%
<b>May</b>	0.19%	0.09%	0.12%	0.08%	0.04%	0.09%	0.43%	0.76%	1.75%	2.41%
<b>June</b>	0.21%	0.09%	0.13%	0.05%	0.04%	0.09%	0.44%	0.85%	1.85%	2.41%
<b>July</b>	0.23%	0.06%	0.13%	0.05%	0.05%	0.10%	0.45%	0.96%	1.96%	
<b>August</b>	0.24%	0.08%	0.13%	0.05%	0.06%	0.11%	0.47%	1.00%	1.99%	
<b>September</b>	0.21%	0.07%	0.13%	0.05%	0.06%	0.13%	0.50%	1.03%	2.03%	
<b>October</b>	0.19%	0.07%	0.13%	0.04%	0.06%	0.15%	0.47%	1.05%	2.15%	
<b>November</b>	0.17%	0.08%	0.13%	0.04%	0.06%	0.15%	0.45%	1.09%	2.21%	
<b>December</b>	0.15%	0.11%	0.13%	0.04%	0.07%	0.23%	0.50%	1.21%	2.32%	

**Call Toll-Free  
1-866-TEX-TERM**

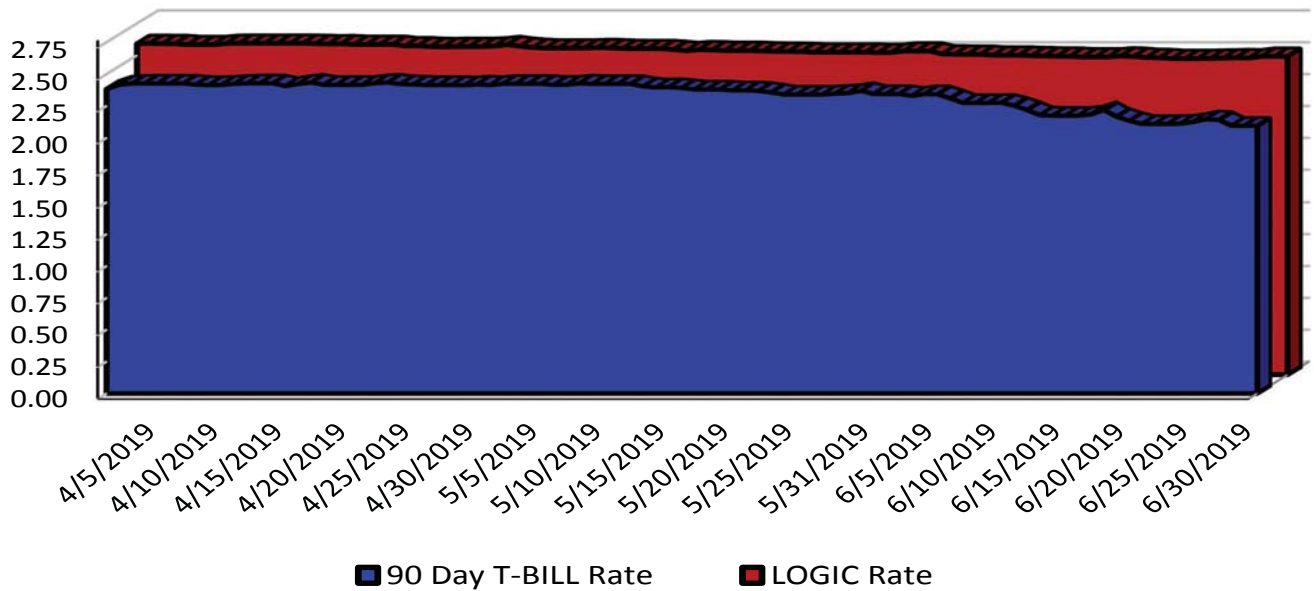
*Past performance is not indicative of future results and yields may vary.*

(1) The current yield, which is also known as the current annualized yield or current seven-day yield, represents the net change, exclusive of capital changes and income other than investment income, in the value of a hypothetical account with a balance of one share (normally \$1.00 per share) over a seven-day base period expressed as a percentage of the value of one share at the beginning of the seven-day period. This resulting net change in account value is then annualized by multiplying it by 365 and dividing the result by 7. The yields shown may reflect fee waivers by service providers that subsidize and reduce the total operating expenses of the TexasDAILY portfolio. Portfolio yields would be lower if there were no such waivers.

(2) The monthly distribution yield represents the sum of a month's one-day allocation factors divided by the number of days in that month, and multiplied by 365. The yields shown may reflect fee waivers by service providers that subsidize and reduce the total operating expenses of the TexasDAILY portfolio. Portfolio yields would be lower if there were no such waivers.

*This information is for institutional investor use only, not for further distribution to retail investors, and does not represent an offer to sell or a solicitation of an offer to buy or sell any fund or other security. Investors should consider the Pool's investment objectives, risks, charges and expenses before investing. This and other information about the Pool is available in the Pool's Information Statement, which should be read carefully before investing. A copy of the Pool's Information Statement may be obtained by calling 1-866-839-8376 or is available on the Pool's website at [www.texasterm.net](http://www.texasterm.net). While TexasDAILY seeks to maintain a stable net asset value of \$1.00 per share and TexasTERM seeks to achieve a net asset value of \$1.00 per share at its stated maturity, it is possible to lose money investing in the Pool. An investment in the Pool is not insured or guaranteed by the Federal Deposit Insurance Corporation or any other government agency. Shares of the Pool are distributed by **PFM Fund Distributors, Inc.**, member Financial Industry Regulatory Authority (FINRA) ([www.finra.org](http://www.finra.org)) and Securities Investor Protection Corporation (SIPC) ([www.sipc.org](http://www.sipc.org)). PFM Fund Distributors, Inc. is a wholly owned subsidiary of PFM Asset Management LLC.*

## LOGIC versus 90-Day Treasury Bill



This material is for information purposes only. This information does not represent an offer to buy or sell a security. The above rate information is obtained from sources that are believed to be reliable; however, its accuracy or completeness may be subject to change. The LOGIC management fee may be waived in full or in part at the discretion of the LOGIC co-administrators and the LOGIC rate for the period shown reflects waiver of fees. This table represents historical investment performance/return to the customer, net of fees, and is not an indication of future performance. An investment in the security is not insured or guaranteed by the Federal Deposit Insurance Corporation or any other government agency. Although the issuer seeks to preserve the value of an investment at \$1.00 per share, it is possible to lose money by investing in the security. Information about these and other program details are in the fund's Information Statement which should be read carefully before investing. The yield on the 90-Day Treasury Bill ("T-Bill Yield") is shown for comparative purposes only. When comparing the investment returns of the LOGIC pool to the T-Bill Yield, you should know that the LOGIC pool consist of allocations of specific diversified securities as detailed in the respective Information Statements. The T-Bill Yield is taken from Bloomberg Finance L.P. and represents the daily closing yield on the then current 90-day T-Bill. The LOGIC yield is calculated in accordance with regulations governing the registration of open-end management investment companies under the Investment Company Act of 1940 as promulgated from time to time by the federal Securities and Exchange Commission.

## Daily Summary for June 2019

Date	Mny Mkt Fund Equiv. [SEC Std.]	Daily Allocation Factor	LOGIC Invested Balance	Market Value Per Share	WAM Days (1)*	WAM Days (2)*
6/1/2019	2.5325%	0.000069383	\$6,902,363,717.50	1.000010	51	83
6/2/2019	2.5325%	0.000069383	\$6,902,363,717.50	1.000010	51	83
6/3/2019	2.5095%	0.000068754	\$6,896,126,192.90	1.000077	53	85
6/4/2019	2.5082%	0.000068718	\$6,887,509,126.49	1.000112	54	85
6/5/2019	2.5067%	0.000068678	\$6,890,757,675.65	1.000127	53	84
6/6/2019	2.5067%	0.000068676	\$6,885,418,953.01	1.000123	52	84
6/7/2019	2.4998%	0.000068489	\$6,868,511,554.64	1.000094	55	86
6/8/2019	2.4998%	0.000068489	\$6,868,511,554.64	1.000094	55	86
6/9/2019	2.4998%	0.000068489	\$6,868,511,554.64	1.000094	55	86
6/10/2019	2.4959%	0.000068382	\$6,877,000,254.51	1.000185	55	85
6/11/2019	2.4942%	0.000068333	\$6,938,730,480.75	1.000179	54	83
6/12/2019	2.4916%	0.000068263	\$6,957,430,083.08	1.000174	53	82
6/13/2019	2.4914%	0.000068257	\$6,894,267,904.44	1.000184	53	82
6/14/2019	2.4859%	0.000068106	\$6,853,728,354.50	1.000116	50	80
6/15/2019	2.4859%	0.000068106	\$6,853,728,354.50	1.000116	50	80
6/16/2019	2.4859%	0.000068106	\$6,853,728,354.50	1.000116	50	80
6/17/2019	2.4942%	0.000068333	\$6,803,766,744.77	1.000205	50	80
6/18/2019	2.4900%	0.000068220	\$6,775,428,347.94	1.000214	56	85
6/19/2019	2.4822%	0.000068006	\$6,759,321,740.12	1.000184	55	85
6/20/2019	2.4804%	0.000067956	\$6,729,862,007.13	1.000222	57	86
6/21/2019	2.4737%	0.000067773	\$6,712,527,894.13	1.000139	55	84
6/22/2019	2.4737%	0.000067773	\$6,712,527,894.13	1.000139	55	84
6/23/2019	2.4737%	0.000067773	\$6,712,527,894.13	1.000139	55	84
6/24/2019	2.4761%	0.000067837	\$6,689,352,766.54	1.000221	55	83
6/25/2019	2.4772%	0.000067868	\$6,759,883,381.67	1.000248	54	82
6/26/2019	2.4808%	0.000067968	\$6,705,866,941.85	1.000248	53	82
6/27/2019	2.4782%	0.000067896	\$6,681,469,493.88	1.000250	54	82
6/28/2019	2.4910%	0.000068247	\$6,678,845,642.86	1.000187	52	80
6/29/2019	2.4910%	0.000068247	\$6,678,845,642.86	1.000187	52	80
6/30/2019	2.4910%	0.000068247	\$6,678,845,642.86	1.000187	52	80
Average	2.4927%	0.000068292	\$6,809,258,662.27		53	83

Prosperity Bank  
Money Market Accounts  
June 30, 2019

FUND	DESCRIPTION	BEGINNING BALANCE	DEPOSITS	WITH- DRAWALS	INTEREST	ENDING BALANCE
100	General Operating	125,080,997.98	24,505,080.49	39,285,428.35	252,815.67	110,553,465.79
150	Juvenile Operations	9,037,513.00	292,327.97	1,256,292.02	18,425.15	8,091,974.10
155	Road & Bridge	20,012,888.00	541,083.65	2,619,042.02	41,637.44	17,976,567.07
160	Drainage District	16,971,628.42	137,884.50	878,902.77	36,210.28	16,266,820.43
165	Lateral Road	1,099,818.72	-	-	2,402.91	1,102,221.63
170	Statue Restoration	4,521.60	-	-	9.88	4,531.48
175	City Water Assistance	23,204.01	224.00	-	51.04	23,479.05
185	Entex Contributions	4.61	-	-	0.01	4.62
190	H L & P Assistance	17,159.19	-	4,378.13	32.85	12,813.91
195	County Law Library	1,294,054.47	40,969.73	35,544.55	2,836.91	1,302,316.56
200	Law Enforcement Academy	476,889.13	8,790.00	25,647.02	1,010.21	461,042.32
205	Surface Water Supply Corp.	8,171.99	-	-	17.85	8,189.84
206	Industrial Development Corp	81,963.47	-	12,500.00	160.00	69,623.47
207	FBC Historical Commission	5,858.41	-	-	12.80	5,871.21
215	Library Donations	141,124.22	1,233.35	14,775.53	295.50	127,877.54
225	FBC Asset Forfeiture-Task-State	1,574,005.25	-	8,830.86	3,428.96	1,568,603.35
235	Probate Court Training	123,240.75	925.00	-	270.13	124,435.88
245	Alert Program-Juvenile	54,621.11	-	-	119.34	54,740.45
255	D A Asset Forfeiture-Fed.	54.34	-	-	0.12	54.46
265	Gus George Memorial	4,933.60	-	-	10.78	4,944.38
275	D A Special Fund Run	18,776.73	-	-	41.02	18,817.75
280	Co.Atty.Supplemental Salary	222,217.76	-	4,289.92	479.57	218,407.41
290	VIT Interest (Tax Coll)	119,282.07	2,757.06	-	262.61	122,301.74
300	FBC Elections	733,282.54	102,417.54	125,721.89	1,492.06	711,470.25
305	FBC Asset Forfeiture-Task-Fed.	101,033.03	-	1,837.62	218.38	99,413.79
310	Sheriff Ofc/Forfeiture-Assets-St.	623,418.33	-	13,057.66	1,351.40	611,712.07
315	Sheriff Ofc/Forfeiture-Assets-Fed.	330,123.76	33,210.77	31,020.50	742.00	333,056.03
320	Constable Pct. 2 F/A	23.57	-	-	0.05	23.62
322	Constable Pct 3 F/A	983.36	-	-	2.15	985.51
324	Constable Pct 1 F/A	1,232.51	-	-	2.69	1,235.20
332	Fire Marshal St. Ass't. Forfeiture	689.15	-	-	1.51	690.66
335	DA Asset Forfeiture-State	404,937.78	-	3,602.29	880.36	402,215.85

Prosperity Bank  
Money Market Accounts  
June 30, 2019

360	Law Enforcement Training	259,477.48	-	1,310.36	565.25	258,732.37
390	Child Protective Service IV-E	83,882.12	560.25	48,981.17	125.33	35,586.53
402	Hope 3 Program Sales	5,743.95	-	-	12.55	5,756.50
410	Child Support IVD Reimb.	306,538.76	1,812.17	-	671.18	309,022.11
415	Local Law Enf.Block Grant	16,763.36	40,000.00	19,648.00	50.71	37,166.07
440	Supervision	3,163,010.85	1,109,611.28	537,016.99	7,037.45	3,742,642.59
600/605	Debt Service Account	14,588,562.27	242,211.10	10,000.00	32,194.36	14,852,967.73
750	Mission Bend/Four Corners	4,689,137.31	80,269.30	177,310.20	10,133.15	4,602,229.56
758	2018 Mobility Projects	16,616,483.16	103,882.47	5,824,804.29	32,040.82	10,927,602.16
802	Sr. Lien Toll Rd Rev Bonds 2016	12,925,132.81	14,727.82	40,374.15	28,224.00	12,927,710.48
805	Grand Pkwy Toll RD Rev Bond	3,598,290.49	-	-	7,861.62	3,606,152.11
810	Toll Road Operations	41,255,759.51	3,535,873.85	613,472.46	90,952.62	44,269,113.52
815	Grand Pkwy Toll Road Ops	16,364,707.33	2,342,637.87	680,978.66	36,251.45	18,062,617.99
TREA	Treasurer's Account	578,465.93	14,224,600.04	14,485,459.14	1,932.77	319,539.60
INVE	FBC Investment Account	-	-	-	-	-
850M	Boon-Chapman Medical	2,660,033.86	2,000,138.46	2,534,914.26	4,579.52	2,129,837.58
850D	Boon-Chapman Dental	1,606,410.05	-	152,837.95	3,348.91	1,456,921.01
882	Boon-Chapman 125	128,523.25	67,255.04	55,340.38	286.46	140,724.37
884	Fee Officer's Account	2,077,165.49	1,829,871.80	2,296,109.30	-	1,610,927.99
912	JP Credit Card Processing	71,099.44	267,496.19	259,407.64	130.19	79,318.18
908	EMS Credit Card Processing	11,704.63	18,900.17	15,029.93	19.94	15,594.81
DACC	D A Credit Card Processing	1,333.08	5,989.91	1,431.86	4.86	5,895.99
PTCC	Public Transportation Credit Cards	7,273.29	22,698.32	14,622.15	29.50	15,378.96
CSCC	CSCD Credit Card	180,298.76	202,334.08	209,238.17	444.01	173,838.68
LBCC	Library Credit Card	2,062.31	15,426.13	12,987.74	8.70	4,509.40
JUCC	Juvenile Credit Card	179.50	4,332.00	4,211.30	1.59	301.79
	Sheriff Credit Card	24,699.66	21,465.00	1,028.80	73.06	45,208.92
130	Assistant Dist Number 1	9,225,141.82	384,482.69	140,921.64	20,432.14	9,489,135.01
131	Assistant Dist Number 2	1,912,810.59	99,175.57	1,100.00	4,300.29	2,015,186.45
133	Assistant Dist Number 4	1,311,745.32	24,604.11	425.00	2,895.79	1,338,820.22
134	Assistant Dist Number 5	217,763.70	6,009.26	425.00	482.67	223,830.63
135	Assistant Dist Number 6	3,044,520.45	114,775.50	36,589.05	6,747.44	3,129,454.34
136	Assistant Dist Number 7	336,505.79	48,981.13	26,787.22	748.38	359,448.08

Prosperity Bank  
Money Market Accounts  
June 30, 2019

137	Assistant Dist Number 8	22,607.12	3,206.03	1,202.79	50.94	24,661.30
138	Assistant Dist Number 9	1,067,734.76	50,712.16	1,700.00	2,378.61	1,119,125.53
139	Assistant Dist Number 10	175,408.69	29,488.74	-	419.66	205,317.09
140	Assistant Dist Number 11	76,563.78	32,348.35	-	207.23	109,119.36
145	Emergency Svc Dist 100	7,447,853.47	-	-	16,272.23	7,464,125.70
CCCS	Non Fee Officer CC Clearing Acct	61,955.64	71,726.99	36,168.90	177.36	97,691.09
GAS	FBC Fuel Account (Susser)	4.65	350,431.29	350,435.94	25.46	25.46
JPMT	Juror Payments	16,554.81	-	11,093.59	25.26	5,486.48
EPEC	Engineering Permitting E-Check	4,387.90	1,860.00	7.90	12.23	6,252.23
JE11	JP 1-1 E-Filing	661.19	5,487.00	5,764.19	1.47	385.47
JE12	JP 1-2 E-Filing	3,301.24	3,732.00	6,849.24	1.85	185.85
JE02	JP 2 E-Filing	2,458.12	19,436.25	18,959.37	5.73	2,940.73
JE03	JP 3 E-Filing	255.08	17,853.45	12,343.03	6.84	5,772.34
JE04	JP #4 E-Filing	3,545.50	12,331.00	13,898.50	3.96	1,981.96
	<b>Total</b>	<b>324,723,171.13</b>	<b>53,095,638.83</b>	<b>72,982,057.39</b>	<b>677,397.17</b>	<b>305,514,149.74</b>