

Investment Report

Ft. Bend County

05/01/20 - 05/31/20


This report summarizes the investment position of Ft. Bend County for the period 05/01/20 to 05/31/20.

	04/30/20	05/31/20
Book Value	544,568,632.99	523,738,003.75
Market Value	544,568,632.99	523,738,003.75
Par Value	544,568,632.99	523,738,003.75
Change in Market Value		0.00
Weighted Average Maturity (in Days)	0	0
Weighted Average Yield-to-Maturity of Portfolio	0.7309%	0.6364%
Yield-to-Maturity of 90 Day T-Bill	0.0850%	0.1480%
Accrued Interest		0.00

This report is presented in accordance with the Texas Government Code Title 10 Section 2256.023. The below signed hereby certify that, to the best of their knowledge on the date this report was created, Ft. Bend County is in compliance with the provisions of Government Code 2256 and with the stated policies and strategies of Ft. Bend County.


Director of Finance & Investments

8-21-20
Date


County Treasurer

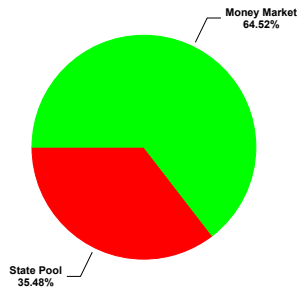
8-21-20
Date

Investment Report

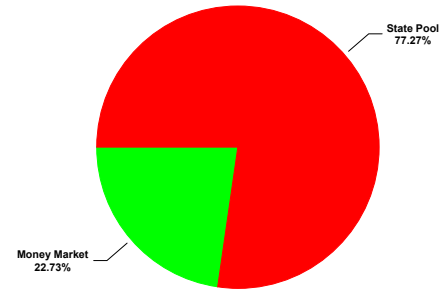
Ft. Bend County

05/01/20 - 05/31/20


Portfolio Composition - 04/30/20



Portfolio Composition - 05/31/20




Maturity Aging - 04/30/20 vs 05/31/20



■ Previous Period ■ Current Period

Portfolio Performance - 05/01/20 to 05/31/20



— Portfolio — 90 Day T-Bill

GASB 31 Compliance Ft. Bend County

Effective Interest - Actual Life
Receipts in Period
05/01/20 - 05/31/20

CUSIP	Invest Number	Security Description	Purchase Date	Sale Date	Valuation Method	Yield Earned	Price Source 05/01/20	Beginning Unit Price	Par Value On 05/01/20	Reported Value 05/01/20	Purchase Cost	Sales Proceeds	Ending Unit Price	Par Value On 05/31/20	Price Source 05/31/20	Reported Value 05/31/20	Change in Fair Value	Interest	Net Investment Income
Prosperity-Money Market Accts.	AR-0009	Money Market	11/30/03	Open	Fair Value	0.3137	Manual	1.000000	351,330,202.25	351,330,202.25	0.00	232,290,628.87	1.000000	119,039,573.38	Manual	119,039,573.38	0.00	91,354.36	91,354.36
MB02-MBIA General	AR-0015	State Pool	11/01/08	Open	Fair Value	0.7575	Manual	1.000000	25,917,159.21	25,917,159.21	0.00	-16,627.74	1.000000	25,933,786.95	Manual	25,933,786.95	0.00	16,627.74	16,627.74
MB03-MBIA Road & Bridge	AR-0016	State Pool	11/01/08	Open	Fair Value	0.7575	Manual	1.000000	7,558,626.42	7,558,626.42	0.00	-4,849.39	1.000000	7,563,475.81	Manual	7,563,475.81	0.00	4,849.39	4,849.39
MB04-MBIA Drainage	AR-0017	State Pool	11/01/08	Open	Fair Value	0.7575	Manual	1.000000	8,276,068.30	8,276,068.30	0.00	-5,309.68	1.000000	8,281,377.98	Manual	8,281,377.98	0.00	5,309.68	5,309.68
MB06-MBIA Toll Rd. Operations	AR-0019	State Pool	11/01/08	Open	Fair Value	0.7575	Manual	1.000000	43,862,549.92	43,862,549.92	0.00	-28,141.06	1.000000	43,890,690.98	Manual	43,890,690.98	0.00	28,141.06	28,141.06
TT00-TX TERM General	AR-0022	State Pool	11/01/08	Open	Fair Value	0.4082	Manual	1.000000	1,070.21	1,070.21	0.00	-0.37	1.000000	1,070.58	Manual	1,070.58	0.00	0.37	0.37
TT02-TX TERM Toll Rd. Operation	AR-0024	State Pool	11/01/08	Open	Fair Value	0.4086	Manual	1.000000	1,069.01	1,069.01	0.00	-0.37	1.000000	1,069.38	Manual	1,069.38	0.00	0.37	0.37
TT04-TX TERM Road & Bridge	AR-0026	State Pool	11/01/08	Open	Fair Value	0.4094	Manual	1.000000	1,067.06	1,067.06	0.00	-0.37	1.000000	1,067.43	Manual	1,067.43	0.00	0.37	0.37
TT05-TX TERM Drainage	AR-0027	State Pool	11/01/08	Open	Fair Value	0.4002	Manual	1.000000	354.00	354.00	0.00	-0.12	1.000000	354.12	Manual	354.12	0.00	0.12	0.12
LOG1-Logic- General	AR-0028	State Pool	11/10/08	Open	Fair Value	0.8138	Manual	1.000000	30,674,781.83	30,674,781.83	0.00	-21,143.84	1.000000	30,695,925.67	Manual	30,695,925.67	0.00	21,143.84	21,143.84
LOG2-Logic-Toll Rd.Operations	AR-0029	State Pool	11/10/08	Open	Fair Value	0.8138	Manual	1.000000	35,022,679.19	35,022,679.19	0.00	-24,140.80	1.000000	35,046,819.99	Manual	35,046,819.99	0.00	24,140.80	24,140.80
LOG5-Logic-Drainage	AR-0032	State Pool	11/10/08	Open	Fair Value	0.8138	Manual	1.000000	7,505,706.34	7,505,706.34	0.00	-5,173.61	1.000000	7,510,879.95	Manual	7,510,879.95	0.00	5,173.61	5,173.61
LOG8-Logic-Road & Bridge	AR-0035	State Pool	11/10/08	Open	Fair Value	0.8138	Manual	1.000000	7,505,706.79	7,505,706.79	0.00	-5,173.61	1.000000	7,510,880.40	Manual	7,510,880.40	0.00	5,173.61	5,173.61
MB12-MBIA ESD 100 AGREEMENT	AR-0041	State Pool	08/31/16	Open	Fair Value	0.7575	Manual	1.000000	1,984,757.31	1,984,757.31	0.00	-1,273.38	1.000000	1,986,030.69	Manual	1,986,030.69	0.00	1,273.38	1,273.38
MB13-MBIA ASSISTANCE DIST #1	AR-0042	State Pool	08/31/16	Open	Fair Value	0.6921	Manual	1.000000	90,947.65	90,947.65	0.00	-1,500,592.29	1.000000	1,591,539.94	Manual	1,591,539.94	0.00	592.29	592.29
MB14-MBIA GR PARKWAY OPERATIONS	AR-0043	State Pool	08/31/16	Open	Fair Value	0.7575	Manual	1.000000	24,835,887.50	24,835,887.50	0.00	-15,934.05	1.000000	24,851,821.55	Manual	24,851,821.55	0.00	15,934.05	15,934.05
MB17 - SR LIEN BOND 2016	AR-0046	State Pool	12/09/16	Open	Fair Value	0.6857	Manual	0.000000	0.00	0.00	0.00	-8,002,847.74	1.000000	8,002,847.74	Manual	8,002,847.74	0.00	2,847.74	2,847.74
LO10-LOGIC-COUNTY'S CARE ACT	AR-0047	State Pool	05/12/20	Open	Fair Value	0.7653	Manual	0.000000	0.00	0.00	67,000,000.00	-28,020.80	1.000000	67,028,020.80	Manual	67,028,020.80	0.00	28,020.80	28,020.80
MB18-MBIA COUNTY'S CARES ACT	AR-0048	State Pool	05/12/20	Open	Fair Value	0.7280	Manual	0.000000	0.00	0.00	67,000,000.00	-26,653.66	1.000000	67,026,653.66	Manual	67,026,653.66	0.00	26,653.66	26,653.66
MB19-MBIA FBC ASSIST. DIST. #2	AR-0049	State Pool	05/13/20	Open	Fair Value	0.6857	Manual	0.000000	0.00	0.00	2,500,000.00	-889.93	1.000000	2,500,889.93	Manual	2,500,889.93	0.00	889.93	889.93
MB20- MBIA FBC ASSIST. DIST. #4	AR-0050	State Pool	05/13/20	Open	Fair Value	0.6857	Manual	0.000000	0.00	0.00	1,250,000.00	-444.95	1.000000	1,250,444.95	Manual	1,250,444.95	0.00	444.95	444.95
MB21-MBIA FBC ASSIST. DIST. #6	AR-0051	State Pool	05/13/20	Open	Fair Value	0.6857	Manual	0.000000	0.00	0.00	2,000,000.00	-711.92	1.000000	2,000,711.92	Manual	2,000,711.92	0.00	711.92	711.92
MB22-MBIA FBC ASSIST. DIST. #9	AR-0052	State Pool	05/13/20	Open	Fair Value	0.6857	Manual	0.000000	0.00	0.00	1,000,000.00	-355.97	1.000000	1,000,355.97	Manual	1,000,355.97	0.00	355.97	355.97
MB23-MBIA JUVENILE	AR-0053	State Pool	05/13/20	Open	Fair Value	0.6857	Manual	0.000000	0.00	0.00	8,000,000.00	-2,847.74	1.000000	8,002,847.74	Manual	8,002,847.74	0.00	2,847.74	2,847.74
MB24-MBIA DEBT SERVICE	AR-0054	State Pool	05/13/20	Open	Fair Value	0.6857	Manual	0.000000	0.00	0.00	21,000,000.00	-7,475.30	1.000000	21,007,475.30	Manual	21,007,475.30	0.00	7,475.30	7,475.30
MB25-MBIA DRAINAGE DEBT SERVICE	AR-0055	State Pool	05/13/20	Open	Fair Value	0.6857	Manual	0.000000	0.00	0.00	1,000,000.00	-355.97	1.000000	1,000,355.97	Manual	1,000,355.97	0.00	355.97	355.97
MB26-FACILITIES BOND 2018	AR-0056	State Pool	05/13/20	Open	Fair Value	0.6857	Manual	0.000000	0.00	0.00	14,000,000.00	-4,983.55	1.000000	14,004,983.55	Manual	14,004,983.55	0.00	4,983.55	4,983.55
MB27-MBIA TX HERITAGE PARKWAY	AR-0057	State Pool	05/13/20	Open	Fair Value	0.6857	Manual	0.000000	0.00	0.00	17,000,000.00	-6,051.42	1.000000	17,006,051.42	Manual	17,006,051.42	0.00	6,051.42	6,051.42
Investment Total						0.5303		1.000000	544,568,632.99	544,568,632.99	201,750,000.00	222,580,629.24	1.000000	523,738,003.75		523,738,003.75	0.00	301,353.99	301,353.99

Portfolio Position
Ft. Bend County
Effective Interest - Actual Life
Receipts in Period
05/01/20 - 05/31/20

4

CUSIP	Invest Number	Security Description	Purchase Date	Call Date	Par Value On 05/01/20	Par Value On 05/31/20	Market Val On 05/01/20	Market Val On 05/31/20	Purchase Cost	Sales Proceeds	Original Princ/Cost	Amor Value On 05/01/20	Amor Value On 05/31/20
130 - Assistance Dist #1													
State Pool													
MB13-MBIA ASSISTANCE DIST #1	AR-0042	State Pool	08/31/16	Open	<u>90,947.65</u>	<u>1,591,539.94</u>	<u>90,947.65</u>	<u>1,591,539.94</u>	<u>0.00</u>	<u>0.00</u>	<u>10,000,000.00</u>	<u>90,947.65</u>	<u>1,591,539.94</u>
State Pool Total					<u>90,947.65</u>	<u>1,591,539.94</u>	<u>90,947.65</u>	<u>1,591,539.94</u>	<u>0.00</u>	<u>0.00</u>	<u>10,000,000.00</u>	<u>90,947.65</u>	<u>1,591,539.94</u>
130 - Assistance Dist #1 Total					<u>90,947.65</u>	<u>1,591,539.94</u>	<u>90,947.65</u>	<u>1,591,539.94</u>	<u>0.00</u>	<u>0.00</u>	<u>10,000,000.00</u>	<u>90,947.65</u>	<u>1,591,539.94</u>
145 - ESD 100 Agreement													
State Pool													
MB12-MBIA ESD 100 AGREEMENT	AR-0041	State Pool	08/31/16	Open	<u>1,984,757.31</u>	<u>1,986,030.69</u>	<u>1,984,757.31</u>	<u>1,986,030.69</u>	<u>0.00</u>	<u>0.00</u>	<u>3,900,000.00</u>	<u>1,984,757.31</u>	<u>1,986,030.69</u>
State Pool Total					<u>1,984,757.31</u>	<u>1,986,030.69</u>	<u>1,984,757.31</u>	<u>1,986,030.69</u>	<u>0.00</u>	<u>0.00</u>	<u>3,900,000.00</u>	<u>1,984,757.31</u>	<u>1,986,030.69</u>
145 - ESD 100 Agreement Total					<u>1,984,757.31</u>	<u>1,986,030.69</u>	<u>1,984,757.31</u>	<u>1,986,030.69</u>	<u>0.00</u>	<u>0.00</u>	<u>3,900,000.00</u>	<u>1,984,757.31</u>	<u>1,986,030.69</u>
810 - FBC Toll Road Operations													
State Pool													
TT02-TX TERM Toll Rd. Operation	AR-0024	State Pool	11/01/08	Open	<u>0.00</u>	<u>0.00</u>	<u>0.00</u>	<u>0.00</u>	<u>0.00</u>	<u>0.00</u>	<u>0.00</u>	<u>0.00</u>	<u>0.00</u>
State Pool Total					<u>0.00</u>	<u>0.00</u>	<u>0.00</u>	<u>0.00</u>	<u>0.00</u>	<u>0.00</u>	<u>0.00</u>	<u>0.00</u>	<u>0.00</u>
810 - FBC Toll Road Operations Total					<u>0.00</u>	<u>0.00</u>	<u>0.00</u>	<u>0.00</u>	<u>0.00</u>	<u>0.00</u>	<u>0.00</u>	<u>0.00</u>	<u>0.00</u>
815 - Grand Parkway Operations													
State Pool													
MB14-MBIA GR PARKWAY OPERATIONS	AR-0043	State Pool	08/31/16	Open	<u>24,835,887.50</u>	<u>24,851,821.55</u>	<u>24,835,887.50</u>	<u>24,851,821.55</u>	<u>0.00</u>	<u>0.00</u>	<u>8,500,000.00</u>	<u>24,835,887.50</u>	<u>24,851,821.55</u>
State Pool Total					<u>24,835,887.50</u>	<u>24,851,821.55</u>	<u>24,835,887.50</u>	<u>24,851,821.55</u>	<u>0.00</u>	<u>0.00</u>	<u>8,500,000.00</u>	<u>24,835,887.50</u>	<u>24,851,821.55</u>
815 - Grand Parkway Operations Total					<u>24,835,887.50</u>	<u>24,851,821.55</u>	<u>24,835,887.50</u>	<u>24,851,821.55</u>	<u>0.00</u>	<u>0.00</u>	<u>8,500,000.00</u>	<u>24,835,887.50</u>	<u>24,851,821.55</u>
LO10 - LOGIC COUNTYS CARES ACT													
State Pool													
LO10-LOGIC-COUNTY'S CARE ACT	AR-0047	State Pool	05/12/20	Open	<u>0.00</u>	<u>67,028,020.80</u>	<u>0.00</u>	<u>67,028,020.80</u>	<u>67,000,000.00</u>	<u>0.00</u>	<u>67,000,000.00</u>	<u>0.00</u>	<u>67,028,020.80</u>
State Pool Total					<u>0.00</u>	<u>67,028,020.80</u>	<u>0.00</u>	<u>67,028,020.80</u>	<u>67,000,000.00</u>	<u>0.00</u>	<u>67,000,000.00</u>	<u>0.00</u>	<u>67,028,020.80</u>
LO10 - LOGIC COUNTYS CARES ACT Total					<u>0.00</u>	<u>67,028,020.80</u>	<u>0.00</u>	<u>67,028,020.80</u>	<u>67,000,000.00</u>	<u>0.00</u>	<u>67,000,000.00</u>	<u>0.00</u>	<u>67,028,020.80</u>
LOG5 - LOGIC DRAINAGE													
State Pool													
LOG5-Logic-Drainage	AR-0032	State Pool	11/10/08	Open	<u>7,505,706.34</u>	<u>7,510,879.95</u>	<u>7,505,706.34</u>	<u>7,510,879.95</u>	<u>0.00</u>	<u>0.00</u>	<u>500,000.00</u>	<u>7,505,706.34</u>	<u>7,510,879.95</u>
State Pool Total					<u>7,505,706.34</u>	<u>7,510,879.95</u>	<u>7,505,706.34</u>	<u>7,510,879.95</u>	<u>0.00</u>	<u>0.00</u>	<u>500,000.00</u>	<u>7,505,706.34</u>	<u>7,510,879.95</u>
LOG5 - LOGIC DRAINAGE Total					<u>7,505,706.34</u>	<u>7,510,879.95</u>	<u>7,505,706.34</u>	<u>7,510,879.95</u>	<u>0.00</u>	<u>0.00</u>	<u>500,000.00</u>	<u>7,505,706.34</u>	<u>7,510,879.95</u>
LOG1 - LOGIC GENERAL													
State Pool													
LOG1-Logic-General	AR-0028	State Pool	11/10/08	Open	<u>30,674,781.83</u>	<u>30,695,925.67</u>	<u>30,674,781.83</u>	<u>30,695,925.67</u>	<u>0.00</u>	<u>0.00</u>	<u>10,000,000.00</u>	<u>30,674,781.83</u>	<u>30,695,925.67</u>
State Pool Total					<u>30,674,781.83</u>	<u>30,695,925.67</u>	<u>30,674,781.83</u>	<u>30,695,925.67</u>	<u>0.00</u>	<u>0.00</u>	<u>10,000,000.00</u>	<u>30,674,781.83</u>	<u>30,695,925.67</u>
LOG1 - LOGIC GENERAL Total					<u>30,674,781.83</u>	<u>30,695,925.67</u>	<u>30,674,781.83</u>	<u>30,695,925.67</u>	<u>0.00</u>	<u>0.00</u>	<u>10,000,000.00</u>	<u>30,674,781.83</u>	<u>30,695,925.67</u>
LOG8 - LOGIC ROAD & BRIDGE													
State Pool													
LOG8-Logic-Road & Bridge	AR-0035	State Pool	11/10/08	Open	<u>7,505,706.79</u>	<u>7,510,880.40</u>	<u>7,505,706.79</u>	<u>7,510,880.40</u>	<u>0.00</u>	<u>0.00</u>	<u>1,000,000.00</u>	<u>7,505,706.79</u>	<u>7,510,880.40</u>
State Pool Total					<u>7,505,706.79</u>	<u>7,510,880.40</u>	<u>7,505,706.79</u>	<u>7,510,880.40</u>	<u>0.00</u>	<u>0.00</u>	<u>1,000,000.00</u>	<u>7,505,706.79</u>	<u>7,510,880.40</u>
LOG8 - LOGIC ROAD & BRIDGE Total					<u>7,505,706.79</u>	<u>7,510,880.40</u>	<u>7,505,706.79</u>	<u>7,510,880.40</u>	<u>0.00</u>	<u>0.00</u>	<u>1,000,000.00</u>	<u>7,505,706.79</u>	<u>7,510,880.40</u>
LOG2 - LOGIC TOLL OPERATIONS													
State Pool													
LOG2-Logic-Toll Rd.Operations	AR-0029	State Pool	11/10/08	Open	<u>35,022,679.19</u>	<u>35,046,819.99</u>	<u>35,022,679.19</u>	<u>35,046,819.99</u>	<u>0.00</u>	<u>0.00</u>	<u>2,000,000.00</u>	<u>35,022,679.19</u>	<u>35,046,819.99</u>
State Pool Total					<u>35,022,679.19</u>	<u>35,046,819.99</u>	<u>35,022,679.19</u>	<u>35,046,819.99</u>	<u>0.00</u>	<u>0.00</u>	<u>2,000,000.00</u>	<u>35,022,679.19</u>	<u>35,046,819.99</u>
LOG2 - LOGIC TOLL OPERATIONS Total					<u>35,022,679.19</u>	<u>35,046,819.99</u>	<u>35,022,679.19</u>	<u>35,046,819.99</u>	<u>0.00</u>	<u>0.00</u>	<u>2,000,000.00</u>	<u>35,022,679.19</u>	<u>35,046,819.99</u>
MB21 - MBIA ASSIST DIST #6													
State Pool													
MB21-MBIA FBC ASSIST. DIST. #6	AR-0051	State Pool	05/13/20	Open	<u>0.00</u>	<u>2,000,711.92</u>	<u>0.00</u>	<u>2,000,711.92</u>	<u>2,000,000.00</u>	<u>0.00</u>	<u>2,000,000.00</u>	<u>0.00</u>	<u>2,000,711.92</u>
State Pool Total					<u>0.00</u>	<u>2,000,711.92</u>	<u>0.00</u>	<u>2,000,711.92</u>	<u>2,000,000.00</u>	<u>0.00</u>	<u>2,000,000.00</u>	<u>0.00</u>	<u>2,000,711.92</u>

Portfolio Position
Ft. Bend County
Effective Interest - Actual Life
Receipts in Period
05/01/20 - 05/31/20

5

CUSIP	Invest Number	Security Description	Purchase Date	Call Date	Par Value On 05/01/20	Par Value On 05/31/20	Market Val On 05/01/20	Market Val On 05/31/20	Purchase Cost	Sales Proceeds	Original Princ/Cost	Amor Value On 05/01/20	Amor Value On 05/31/20
MB21 - MBIA ASSIST DIST #6 Total					<u>0.00</u>	<u>2,000,711.92</u>	<u>0.00</u>	<u>2,000,711.92</u>	<u>2,000,000.00</u>	<u>0.00</u>	<u>2,000,000.00</u>	<u>0.00</u>	<u>2,000,711.92</u>
MB22 - MBIA ASSIST DIST #9													
State Pool													
MB22-MBIA FBC ASSIST. DIST. #9	AR-0052	State Pool	05/13/20	Open	0.00	1,000,355.97	0.00	1,000,355.97	1,000,000.00	0.00	1,000,000.00	0.00	1,000,355.97
State Pool Total					<u>0.00</u>	<u>1,000,355.97</u>	<u>0.00</u>	<u>1,000,355.97</u>	<u>1,000,000.00</u>	<u>0.00</u>	<u>1,000,000.00</u>	<u>0.00</u>	<u>1,000,355.97</u>
MB22 - MBIA ASSIST DIST #9 Total					<u>0.00</u>	<u>1,000,355.97</u>	<u>0.00</u>	<u>1,000,355.97</u>	<u>1,000,000.00</u>	<u>0.00</u>	<u>1,000,000.00</u>	<u>0.00</u>	<u>1,000,355.97</u>
MB18 - MBIA COUNTYS CARES ACT													
State Pool													
MB18-MBIA COUNTY'S CARES ACT	AR-0048	State Pool	05/12/20	Open	0.00	67,026,653.66	0.00	67,026,653.66	67,000,000.00	0.00	67,000,000.00	0.00	67,026,653.66
State Pool Total					<u>0.00</u>	<u>67,026,653.66</u>	<u>0.00</u>	<u>67,026,653.66</u>	<u>67,000,000.00</u>	<u>0.00</u>	<u>67,000,000.00</u>	<u>0.00</u>	<u>67,026,653.66</u>
MB18 - MBIA COUNTYS CARES ACT Total					<u>0.00</u>	<u>67,026,653.66</u>	<u>0.00</u>	<u>67,026,653.66</u>	<u>67,000,000.00</u>	<u>0.00</u>	<u>67,000,000.00</u>	<u>0.00</u>	<u>67,026,653.66</u>
MB24 - MBIA DEBT SERVICE													
State Pool													
MB24-MBIA DEBT SERVICE	AR-0054	State Pool	05/13/20	Open	0.00	21,007,475.30	0.00	21,007,475.30	21,000,000.00	0.00	21,000,000.00	0.00	21,007,475.30
State Pool Total					<u>0.00</u>	<u>21,007,475.30</u>	<u>0.00</u>	<u>21,007,475.30</u>	<u>21,000,000.00</u>	<u>0.00</u>	<u>21,000,000.00</u>	<u>0.00</u>	<u>21,007,475.30</u>
MB24 - MBIA DEBT SERVICE Total					<u>0.00</u>	<u>21,007,475.30</u>	<u>0.00</u>	<u>21,007,475.30</u>	<u>21,000,000.00</u>	<u>0.00</u>	<u>21,000,000.00</u>	<u>0.00</u>	<u>21,007,475.30</u>
MB04 - MBIA DRAINAGE													
State Pool													
MB04-MBIA Drainage	AR-0017	State Pool	11/01/08	Open	8,276,068.30	8,281,377.98	8,276,068.30	8,281,377.98	0.00	0.00	1,267,218.21	8,276,068.30	8,281,377.98
State Pool Total					<u>8,276,068.30</u>	<u>8,281,377.98</u>	<u>8,276,068.30</u>	<u>8,281,377.98</u>	<u>0.00</u>	<u>0.00</u>	<u>1,267,218.21</u>	<u>8,276,068.30</u>	<u>8,281,377.98</u>
MB04 - MBIA DRAINAGE Total					<u>8,276,068.30</u>	<u>8,281,377.98</u>	<u>8,276,068.30</u>	<u>8,281,377.98</u>	<u>0.00</u>	<u>0.00</u>	<u>1,267,218.21</u>	<u>8,276,068.30</u>	<u>8,281,377.98</u>
MB25 - MBIA DRAINAGE DEBT SERVICE													
State Pool													
MB25-MBIA DRAINAGE DEBT SERVICE	AR-0055	State Pool	05/13/20	Open	0.00	1,000,355.97	0.00	1,000,355.97	1,000,000.00	0.00	1,000,000.00	0.00	1,000,355.97
State Pool Total					<u>0.00</u>	<u>1,000,355.97</u>	<u>0.00</u>	<u>1,000,355.97</u>	<u>1,000,000.00</u>	<u>0.00</u>	<u>1,000,000.00</u>	<u>0.00</u>	<u>1,000,355.97</u>
MB25 - MBIA DRAINAGE DEBT SERVICE Total					<u>0.00</u>	<u>1,000,355.97</u>	<u>0.00</u>	<u>1,000,355.97</u>	<u>1,000,000.00</u>	<u>0.00</u>	<u>1,000,000.00</u>	<u>0.00</u>	<u>1,000,355.97</u>
MB26 - MBIA FACILITIES BOND 2018													
State Pool													
MB26-FACILITIES BOND 2018	AR-0056	State Pool	05/13/20	Open	0.00	14,004,983.55	0.00	14,004,983.55	14,000,000.00	0.00	14,000,000.00	0.00	14,004,983.55
State Pool Total					<u>0.00</u>	<u>14,004,983.55</u>	<u>0.00</u>	<u>14,004,983.55</u>	<u>14,000,000.00</u>	<u>0.00</u>	<u>14,000,000.00</u>	<u>0.00</u>	<u>14,004,983.55</u>
MB26 - MBIA FACILITIES BOND 2018 Total					<u>0.00</u>	<u>14,004,983.55</u>	<u>0.00</u>	<u>14,004,983.55</u>	<u>14,000,000.00</u>	<u>0.00</u>	<u>14,000,000.00</u>	<u>0.00</u>	<u>14,004,983.55</u>
MB19 - MBIA FBC ASSIST DIST #2													
State Pool													
MB19-MBIA FBC ASSIST. DIST. #2	AR-0049	State Pool	05/13/20	Open	0.00	2,500,889.93	0.00	2,500,889.93	2,500,000.00	0.00	2,500,000.00	0.00	2,500,889.93
State Pool Total					<u>0.00</u>	<u>2,500,889.93</u>	<u>0.00</u>	<u>2,500,889.93</u>	<u>2,500,000.00</u>	<u>0.00</u>	<u>2,500,000.00</u>	<u>0.00</u>	<u>2,500,889.93</u>
MB19 - MBIA FBC ASSIST DIST #2 Total					<u>0.00</u>	<u>2,500,889.93</u>	<u>0.00</u>	<u>2,500,889.93</u>	<u>2,500,000.00</u>	<u>0.00</u>	<u>2,500,000.00</u>	<u>0.00</u>	<u>2,500,889.93</u>
MB20 - MBIA FBC ASSIST DIST #4													
State Pool													
MB20 - MBIA FBC ASSIST. DIST. #4	AR-0050	State Pool	05/13/20	Open	0.00	1,250,444.95	0.00	1,250,444.95	1,250,000.00	0.00	1,250,000.00	0.00	1,250,444.95
State Pool Total					<u>0.00</u>	<u>1,250,444.95</u>	<u>0.00</u>	<u>1,250,444.95</u>	<u>1,250,000.00</u>	<u>0.00</u>	<u>1,250,000.00</u>	<u>0.00</u>	<u>1,250,444.95</u>
MB20 - MBIA FBC ASSIST DIST #4 Total					<u>0.00</u>	<u>1,250,444.95</u>	<u>0.00</u>	<u>1,250,444.95</u>	<u>1,250,000.00</u>	<u>0.00</u>	<u>1,250,000.00</u>	<u>0.00</u>	<u>1,250,444.95</u>
MB02 - MBIA GENERAL													
State Pool													
MB02-MBIA General	AR-0015	State Pool	11/01/08	Open	25,917,159.21	25,933,786.95	25,917,159.21	25,933,786.95	0.00	0.00	17,374,917.83	25,917,159.21	25,933,786.95
State Pool Total					<u>25,917,159.21</u>	<u>25,933,786.95</u>	<u>25,917,159.21</u>	<u>25,933,786.95</u>	<u>0.00</u>	<u>0.00</u>	<u>17,374,917.83</u>	<u>25,917,159.21</u>	<u>25,933,786.95</u>
MB02 - MBIA GENERAL Total					<u>25,917,159.21</u>	<u>25,933,786.95</u>	<u>25,917,159.21</u>	<u>25,933,786.95</u>	<u>0.00</u>	<u>0.00</u>	<u>17,374,917.83</u>	<u>25,917,159.21</u>	<u>25,933,786.95</u>
MB23 - MBIA JUVENILE													
State Pool													
MB23-MBIA JUVENILE	AR-0053	State Pool	05/13/20	Open	0.00	8,002,847.74	0.00	8,002,847.74	8,000,000.00	0.00	8,000,000.00	0.00	8,002,847.74

Portfolio Position
Ft. Bend County
Effective Interest - Actual Life
Receipts in Period
05/01/20 - 05/31/20

CUSIP	Invest Number	Security Description	Purchase Date	Call Date	Par Value On 05/01/20	Par Value On 05/31/20	Market Val On 05/01/20	Market Val On 05/31/20	Purchase Cost	Sales Proceeds	Original Princ/Cost	Amor Value On 05/01/20	Amor Value On 05/31/20
Prosperity-Money Market Accts.	AR-0009	Money Market	11/30/03	Open	0.00	0.00	0.00	0.00	0.00	0.00	0.00	0.00	0.00
Money Market Total					0.00	0.00	0.00	0.00	0.00	0.00	0.00	0.00	0.00
09 - Temporary Holding Total					0.00	0.00	0.00	0.00	0.00	0.00	0.00	0.00	0.00
Combined Port													
Money Market													
Prosperity-Money Market Accts.	AR-0009	Money Market	11/30/03	Open	351,330,202.25	119,039,573.38	351,330,202.25	119,039,573.38	0.00	0.00	12,505,577.66	351,330,202.25	119,039,573.38
Money Market Total					351,330,202.25	119,039,573.38	351,330,202.25	119,039,573.38	0.00	0.00	12,505,577.66	351,330,202.25	119,039,573.38
State Pool													
LO10-LOGIC-COUNTY'S CARE ACT	AR-0047	State Pool	05/12/20	Open	0.00	67,028,020.80	0.00	67,028,020.80	67,000,000.00	0.00	67,000,000.00	0.00	67,028,020.80
LOG1-Logic- General	AR-0028	State Pool	11/10/08	Open	30,674,781.83	30,695,925.67	30,674,781.83	30,695,925.67	0.00	0.00	10,000,000.00	30,674,781.83	30,695,925.67
LOG2-Logic-Toll Rd.Operations	AR-0029	State Pool	11/10/08	Open	35,022,679.19	35,046,819.99	35,022,679.19	35,046,819.99	0.00	0.00	2,000,000.00	35,022,679.19	35,046,819.99
LOG5-Logic-Drainage	AR-0032	State Pool	11/10/08	Open	7,505,706.34	7,510,879.95	7,505,706.34	7,510,879.95	0.00	0.00	500,000.00	7,505,706.34	7,510,879.95
LOG8-Logic-Road & Bridge	AR-0035	State Pool	11/10/08	Open	7,505,706.79	7,510,880.40	7,505,706.79	7,510,880.40	0.00	0.00	1,000,000.00	7,505,706.79	7,510,880.40
MB02-MBIA General	AR-0015	State Pool	11/01/08	Open	25,917,159.21	25,933,786.95	25,917,159.21	25,933,786.95	0.00	0.00	17,374,917.83	25,917,159.21	25,933,786.95
MB03-MBIA Road & Bridge	AR-0016	State Pool	11/01/08	Open	7,558,626.42	7,563,475.81	7,558,626.42	7,563,475.81	0.00	0.00	2,856,438.24	7,558,626.42	7,563,475.81
MB04-MBIA Drainage	AR-0017	State Pool	11/01/08	Open	8,276,068.30	8,281,377.98	8,276,068.30	8,281,377.98	0.00	0.00	1,267,218.21	8,276,068.30	8,281,377.98
MB06-MBIA Toll Rd. Operations	AR-0019	State Pool	11/01/08	Open	43,862,549.92	43,890,690.98	43,862,549.92	43,890,690.98	0.00	0.00	3,143,377.27	43,862,549.92	43,890,690.98
MB12-MBIA ESD 100 AGREEMENT	AR-0041	State Pool	08/31/16	Open	1,984,757.31	1,986,030.69	1,984,757.31	1,986,030.69	0.00	0.00	3,900,000.00	1,984,757.31	1,986,030.69
MB13-MBIA ASSISTANCE DIST #1	AR-0042	State Pool	08/31/16	Open	90,947.65	1,591,539.94	90,947.65	1,591,539.94	0.00	0.00	10,000,000.00	90,947.65	1,591,539.94
MB14-MBIA GR PARKWAY OPERATIONS	AR-0043	State Pool	08/31/16	Open	24,835,887.50	24,851,821.55	24,835,887.50	24,851,821.55	0.00	0.00	8,500,000.00	24,835,887.50	24,851,821.55
MB17 - SR LIEN BOND 2016	AR-0046	State Pool	12/09/16	Open	0.00	8,002,847.74	0.00	8,002,847.74	0.00	0.00	35,000,000.00	0.00	8,002,847.74
MB18-MBIA COUNTY'S CARES ACT	AR-0048	State Pool	05/12/20	Open	0.00	67,026,653.66	0.00	67,026,653.66	67,000,000.00	0.00	67,000,000.00	0.00	67,026,653.66
MB19-MBIA FBC ASSIST. DIST. #2	AR-0049	State Pool	05/13/20	Open	0.00	2,500,889.93	0.00	2,500,889.93	2,500,000.00	0.00	2,500,000.00	0.00	2,500,889.93
MB20- MBIA FBC ASSIST. DIST. #4	AR-0050	State Pool	05/13/20	Open	0.00	1,250,444.95	0.00	1,250,444.95	1,250,000.00	0.00	1,250,000.00	0.00	1,250,444.95
MB21-MBIA FBC ASSIST. DIST. #6	AR-0051	State Pool	05/13/20	Open	0.00	2,000,711.92	0.00	2,000,711.92	2,000,000.00	0.00	2,000,000.00	0.00	2,000,711.92
MB22-MBIA FBC ASSIST. DIST. #9	AR-0052	State Pool	05/13/20	Open	0.00	1,000,355.97	0.00	1,000,355.97	1,000,000.00	0.00	1,000,000.00	0.00	1,000,355.97
MB23-MBIA JUVENILE	AR-0053	State Pool	05/13/20	Open	0.00	8,002,847.74	0.00	8,002,847.74	8,000,000.00	0.00	8,000,000.00	0.00	8,002,847.74
MB24-MBIA DEBT SERVICE	AR-0054	State Pool	05/13/20	Open	0.00	21,007,475.30	0.00	21,007,475.30	21,000,000.00	0.00	21,000,000.00	0.00	21,007,475.30
MB25-MBIA DRAINAGE DEBT SERVICE	AR-0055	State Pool	05/13/20	Open	0.00	1,000,355.97	0.00	1,000,355.97	1,000,000.00	0.00	1,000,000.00	0.00	1,000,355.97
MB26-FACILITIES BOND 2018	AR-0056	State Pool	05/13/20	Open	0.00	14,004,983.55	0.00	14,004,983.55	14,000,000.00	0.00	14,000,000.00	0.00	14,004,983.55
MB27-MBIA TX HERITAGE PARKWAY	AR-0057	State Pool	05/13/20	Open	0.00	17,006,051.42	0.00	17,006,051.42	17,000,000.00	0.00	17,000,000.00	0.00	17,006,051.42
TT00-TX TERM General	AR-0022	State Pool	11/01/08	Open	1,070.21	1,070.58	1,070.21	1,070.58	0.00	0.00	10,006,437.87	1,070.21	1,070.58
TT02-TX TERM Toll Rd. Operation	AR-0024	State Pool	11/01/08	Open	1,069.91	1,069.38	1,069.01	1,069.38	0.00	0.00	0.00	1,069.01	1,069.38
TT04-TX TERM Road & Bridge	AR-0026	State Pool	11/01/08	Open	1,067.06	1,067.43	1,067.06	1,067.43	0.00	0.00	10,463.28	1,067.06	1,067.43
TT05-TX TERM Drainage	AR-0027	State Pool	11/01/08	Open	354.00	354.12	354.00	354.12	0.00	0.00	109,774.61	354.00	354.12
State Pool Total					193,238,430.74	404,698,430.37	193,238,430.74	404,698,430.37	201,750,000.00	0.00	307,418,627.31	193,238,430.74	404,698,430.37
Combined Port Total					544,568,632.99	523,738,003.75	544,568,632.99	523,738,003.75	201,750,000.00	0.00	319,924,204.97	544,568,632.99	523,738,003.75

Earnings and Yields Summary

Ft. Bend County

Effective Interest - Actual Life
 Receipts in Period
 05/01/20 - 05/31/20

8

Security Description	05/01/20 05/07/20	05/08/20 05/14/20	05/15/20 05/21/20	05/22/20 05/28/20	05/29/20 05/31/20	05/01/20 05/31/20
Combined Port						
Money Market	21,055.98	21,055.97	21,055.97	21,055.97	7,130.47	91,354.36
State Pool	<u>29,065.08</u>	<u>40,492.01</u>	<u>59,255.17</u>	<u>59,255.17</u>	<u>21,932.20</u>	<u>209,999.63</u>
Port Total	<u>50,121.06</u>	<u>61,547.98</u>	<u>80,311.14</u>	<u>80,311.14</u>	<u>29,062.67</u>	<u>301,353.99</u>
Combined Port						
Money Market	0.3134	0.3134	0.3134	0.3134	0.3176	0.3137
State Pool	<u>0.7864</u>	<u>0.7763</u>	<u>0.7660</u>	<u>0.7660</u>	<u>0.6614</u>	<u>0.7581</u>
Port Total	<u>0.4812</u>	<u>0.5157</u>	<u>0.5556</u>	<u>0.5556</u>	<u>0.5226</u>	<u>0.5303</u>

Maturity Aging
Ft. Bend County
 Effective Interest - Actual Life
 Receipts in Period
 05/31/20

CUSIP	Invest Number	Security Description	Purchase Date	Days to Maturity	Yield Matur
Cash / Money Market					
LO10-LOGIC-COUNTY'S CARE ACT	AR-0047	State Pool	05/12/20	0	0.8116
LOG1-Logic- General	AR-0028	State Pool	11/10/08	0	0.8116
LOG2-Logic-Toll Rd.Operations	AR-0029	State Pool	11/10/08	0	0.8116
LOG5-Logic-Drainage	AR-0032	State Pool	11/10/08	0	0.8116
LOG8-Logic-Road & Bridge	AR-0035	State Pool	11/10/08	0	0.8116
MB02-MBIA General	AR-0015	State Pool	11/01/08	0	0.7600
MB03-MBIA Road & Bridge	AR-0016	State Pool	11/01/08	0	0.7600
MB04-MBIA Drainage	AR-0017	State Pool	11/01/08	0	0.7600
MB06-MBIA Toll Rd. Operations	AR-0019	State Pool	11/01/08	0	0.7600
MB12-MBIA ESD 100 AGREEMENT	AR-0041	State Pool	08/31/16	0	0.7600
MB13-MBIA ASSISTANCE DIST #1	AR-0042	State Pool	08/31/16	0	0.7600
MB14-MBIA GR PARKWAY OPERATIONS	AR-0043	State Pool	08/31/16	0	0.7600
MB17 - SR LIEN BOND 2016	AR-0046	State Pool	12/09/16	0	0.7600
MB18-MBIA COUNTY'S CARES ACT	AR-0048	State Pool	05/12/20	0	0.0000
MB19-MBIA FBC ASSIST. DIST. #2	AR-0049	State Pool	05/13/20	0	0.7600
MB20- MBIA FBC ASSIST. DIST. #4	AR-0050	State Pool	05/13/20	0	0.7600
MB21-MBIA FBC ASSIST. DIST. #6	AR-0051	State Pool	05/13/20	0	0.7600
MB22-MBIA FBC ASSIST. DIST. #9	AR-0052	State Pool	05/13/20	0	0.7600
MB23-MBIA JUVENILE	AR-0053	State Pool	05/13/20	0	0.7600
MB24-MBIA DEBT SERVICE	AR-0054	State Pool	05/13/20	0	0.7600
MB25-MBIA DRAINAGE DEBT SERVICE	AR-0055	State Pool	05/13/20	0	0.7600
MB26-FACILITIES BOND 2018	AR-0056	State Pool	05/13/20	0	0.7600
MB27-MBIA TX HERITAGE PARKWAY	AR-0057	State Pool	05/13/20	0	0.7600
Prosperity-Money Market Accts.	AR-0009	Money Market	11/30/03	0	0.5800
TT00-TX TERM General	AR-0022	State Pool	11/01/08	0	0.4100
TT02-TX TERM Toll Rd. Operation	AR-0024	State Pool	11/01/08	0	0.4100
TT04-TX TERM Road & Bridge	AR-0026	State Pool	11/01/08	0	0.4100
TT05-TX TERM Drainage	AR-0027	State Pool	11/01/08	0	0.4100
Cash / Money Market Total				0	0.6364
Investment Total				0	0.6364

Activity Statement

Ft. Bend County

Effective Interest - Actual Life
 Receipts in Period
 05/01/20 - 05/31/20

Purchase Date	Sale Date	CUSIP	Invest Number	Security Description	Amor Value On 05/01/20	Changes In Principal	Purchase Cost	Sales Proceeds	Purchased Interest	Int/Div Rec In the Perd	Amor Value On 05/31/20	
Money Market												
11/30/03	Open	Prosperity-Money Market Accts.		AR-0009	Money Market	351,330,202.25	-232,290,628.87	0.00	0.00	0.00	91,354.36	119,039,573.38
Money Market Total						<u>351,330,202.25</u>	<u>-232,290,628.87</u>	<u>0.00</u>	<u>0.00</u>	<u>0.00</u>	<u>91,354.36</u>	<u>119,039,573.38</u>
State Pool												
11/01/08	Open	MB02-MBIA General		AR-0015	State Pool	25,917,159.21	16,627.74	0.00	0.00	0.00	16,627.74	25,933,786.95
11/01/08	Open	MB03-MBIA Road & Bridge		AR-0016	State Pool	7,558,626.42	4,849.39	0.00	0.00	0.00	4,849.39	7,563,475.81
11/01/08	Open	MB04-MBIA Drainage		AR-0017	State Pool	8,276,068.30	5,309.68	0.00	0.00	0.00	5,309.68	8,281,377.98
11/01/08	Open	MB06-MBIA Toll Rd. Operations		AR-0019	State Pool	43,862,549.92	28,141.06	0.00	0.00	0.00	28,141.06	43,890,690.98
11/01/08	Open	TT00-TX TERM General		AR-0022	State Pool	1,070.21	0.37	0.00	0.00	0.00	0.37	1,070.58
11/01/08	Open	TT02-TX TERM Toll Rd. Operation		AR-0024	State Pool	1,069.01	0.37	0.00	0.00	0.00	0.37	1,069.38
11/01/08	Open	TT04-TX TERM Road & Bridge		AR-0026	State Pool	1,067.06	0.37	0.00	0.00	0.00	0.37	1,067.43
11/01/08	Open	TT05-TX TERM Drainage		AR-0027	State Pool	354.00	0.12	0.00	0.00	0.00	0.12	354.12
11/10/08	Open	LOG1-Logic- General		AR-0028	State Pool	30,674,781.83	21,143.84	0.00	0.00	0.00	21,143.84	30,695,925.67
11/10/08	Open	LOG2-Logic-Toll Rd.Operations		AR-0029	State Pool	35,022,679.19	24,140.80	0.00	0.00	0.00	24,140.80	35,046,819.99
11/10/08	Open	LOG5-Logic-Drainage		AR-0032	State Pool	7,505,706.34	5,173.61	0.00	0.00	0.00	5,173.61	7,510,879.95
11/10/08	Open	LOG8-Logic-Road & Bridge		AR-0035	State Pool	7,505,706.79	5,173.61	0.00	0.00	0.00	5,173.61	7,510,880.40
08/31/16	Open	MB12-MBIA ESD 100 AGREEMENT		AR-0041	State Pool	1,984,757.31	1,273.38	0.00	0.00	0.00	1,273.38	1,986,030.69
08/31/16	Open	MB13-MBIA ASSISTANCE DIST #1		AR-0042	State Pool	90,947.65	1,500,592.29	0.00	0.00	0.00	592.29	1,591,539.94
08/31/16	Open	MB14-MBIA GR PARKWAY OPERATIONS		AR-0043	State Pool	24,835,887.50	15,934.05	0.00	0.00	0.00	15,934.05	24,851,821.55
12/09/16	Open	MB17 - SR LIEN BOND 2016		AR-0046	State Pool	0.00	8,002,847.74	0.00	0.00	0.00	2,847.74	8,002,847.74
05/12/20	Open	LO10-LOGIC-COUNTY'S CARE ACT		AR-0047	State Pool	0.00	28,020.80	67,000,000.00	0.00	0.00	28,020.80	67,028,020.80
05/12/20	Open	MB18-MBIA COUNTY'S CARES ACT		AR-0048	State Pool	0.00	26,653.66	67,000,000.00	0.00	0.00	26,653.66	67,026,653.66
05/13/20	Open	MB19-MBIA FBC ASSIST. DIST. #2		AR-0049	State Pool	0.00	889.93	2,500,000.00	0.00	0.00	889.93	2,500,889.93
05/13/20	Open	MB20- MBIA FBC ASSIST. DIST. #4		AR-0050	State Pool	0.00	444.95	1,250,000.00	0.00	0.00	444.95	1,250,444.95
05/13/20	Open	MB21-MBIA FBC ASSIST. DIST. #6		AR-0051	State Pool	0.00	711.92	2,000,000.00	0.00	0.00	711.92	2,000,711.92
05/13/20	Open	MB22-MBIA FBC ASSIST. DIST. #9		AR-0052	State Pool	0.00	355.97	1,000,000.00	0.00	0.00	355.97	1,000,355.97
05/13/20	Open	MB23-MBIA JUVENILE		AR-0053	State Pool	0.00	2,847.74	8,000,000.00	0.00	0.00	2,847.74	8,002,847.74
05/13/20	Open	MB24-MBIA DEBT SERVICE		AR-0054	State Pool	0.00	7,475.30	21,000,000.00	0.00	0.00	7,475.30	21,007,475.30
05/13/20	Open	MB25-MBIA DRAINAGE DEBT SERVICE		AR-0055	State Pool	0.00	355.97	1,000,000.00	0.00	0.00	355.97	1,000,355.97
05/13/20	Open	MB26-FACILITIES BOND 2018		AR-0056	State Pool	0.00	4,983.55	14,000,000.00	0.00	0.00	4,983.55	14,004,983.55
05/13/20	Open	MB27-MBIA TX HERITAGE PARKWAY		AR-0057	State Pool	0.00	6,051.42	17,000,000.00	0.00	0.00	6,051.42	17,006,051.42
State Pool Total						<u>193,238,430.74</u>	<u>9,709,999.63</u>	<u>201,750,000.00</u>	<u>0.00</u>	<u>0.00</u>	<u>209,999.63</u>	<u>404,698,430.37</u>
Investment Total						<u>544,568,632.99</u>	<u>-222,580,629.24</u>	<u>201,750,000.00</u>	<u>0.00</u>	<u>0.00</u>	<u>301,353.99</u>	<u>523,738,003.75</u>

Interest Accrual
Ft. Bend County
Effective Interest - Actual Life
Receipts in Period
05/01/20 - 05/31/20

CUSIP	Invest Number	Security Description	Purchase Date	Sale Date	Yield Earned	Ending Par Val/Shares	Ending Amor Val/Cost	Purchased Interest	Int/Div Rec In the Perd	Int/Div Accrued In the Perd	PTD Purch Received	Int/Div Rec Purch/Date	Int/Div Accrued Purch/Date
09 - Temporary Holding													
Money Market													
Prosperity-Money Market Accts.	AR-0009	Money Market	11/30/03	Open	<u>0.0000</u>	<u>0.00</u>	<u>0.00</u>	<u>0.00</u>	<u>0.00</u>	<u>0.00</u>	<u>0.00</u>	<u>0.00</u>	<u>0.00</u>
Money Market Total					<u>0.0000</u>	<u>0.00</u>	<u>0.00</u>	<u>0.00</u>	<u>0.00</u>	<u>0.00</u>	<u>0.00</u>	<u>0.00</u>	<u>0.00</u>
09 - Temporary Holding Total					<u>0.0000</u>	<u>0.00</u>	<u>0.00</u>	<u>0.00</u>	<u>0.00</u>	<u>0.00</u>	<u>0.00</u>	<u>0.00</u>	<u>0.00</u>
130 - Assistance Dist #1													
State Pool													
MB13-MBIA ASSISTANCE DIST #1	AR-0042	State Pool	08/31/16	Open	<u>0.6921</u>	<u>1,591,539.94</u>	<u>1,591,539.94</u>	<u>0.00</u>	<u>592.29</u>	<u>0.00</u>	<u>0.00</u>	<u>91,539.94</u>	<u>0.00</u>
State Pool Total					<u>0.6921</u>	<u>1,591,539.94</u>	<u>1,591,539.94</u>	<u>0.00</u>	<u>592.29</u>	<u>0.00</u>	<u>0.00</u>	<u>91,539.94</u>	<u>0.00</u>
130 - Assistance Dist #1 Total					<u>0.6921</u>	<u>1,591,539.94</u>	<u>1,591,539.94</u>	<u>0.00</u>	<u>592.29</u>	<u>0.00</u>	<u>0.00</u>	<u>91,539.94</u>	<u>0.00</u>
145 - ESD 100 Agreement													
State Pool													
MB12-MBIA ESD 100 AGREEMENT	AR-0041	State Pool	08/31/16	Open	<u>0.7575</u>	<u>1,986,030.69</u>	<u>1,986,030.69</u>	<u>0.00</u>	<u>1,273.38</u>	<u>0.00</u>	<u>0.00</u>	<u>84,471.93</u>	<u>0.00</u>
State Pool Total					<u>0.7575</u>	<u>1,986,030.69</u>	<u>1,986,030.69</u>	<u>0.00</u>	<u>1,273.38</u>	<u>0.00</u>	<u>0.00</u>	<u>84,471.93</u>	<u>0.00</u>
145 - ESD 100 Agreement Total					<u>0.7575</u>	<u>1,986,030.69</u>	<u>1,986,030.69</u>	<u>0.00</u>	<u>1,273.38</u>	<u>0.00</u>	<u>0.00</u>	<u>84,471.93</u>	<u>0.00</u>
802 - Sr Lien 2016													
State Pool													
MB17 - SR LIEN BOND 2016	AR-0046	State Pool	12/09/16	Open	<u>0.6857</u>	<u>8,002,847.74</u>	<u>8,002,847.74</u>	<u>0.00</u>	<u>2,847.74</u>	<u>0.00</u>	<u>0.00</u>	<u>153,588.78</u>	<u>0.00</u>
State Pool Total					<u>0.6857</u>	<u>8,002,847.74</u>	<u>8,002,847.74</u>	<u>0.00</u>	<u>2,847.74</u>	<u>0.00</u>	<u>0.00</u>	<u>153,588.78</u>	<u>0.00</u>
802 - Sr Lien 2016 Total					<u>0.6857</u>	<u>8,002,847.74</u>	<u>8,002,847.74</u>	<u>0.00</u>	<u>2,847.74</u>	<u>0.00</u>	<u>0.00</u>	<u>153,588.78</u>	<u>0.00</u>
810 - FBC Toll Road Operations													
State Pool													
TT02-TX TERM Toll Rd. Operation	AR-0024	State Pool	11/01/08	Open	<u>0.0000</u>	<u>0.00</u>	<u>0.00</u>	<u>0.00</u>	<u>0.00</u>	<u>0.00</u>	<u>0.00</u>	<u>0.00</u>	<u>0.00</u>
State Pool Total					<u>0.0000</u>	<u>0.00</u>	<u>0.00</u>	<u>0.00</u>	<u>0.00</u>	<u>0.00</u>	<u>0.00</u>	<u>0.00</u>	<u>0.00</u>
810 - FBC Toll Road Operations Total					<u>0.0000</u>	<u>0.00</u>	<u>0.00</u>	<u>0.00</u>	<u>0.00</u>	<u>0.00</u>	<u>0.00</u>	<u>0.00</u>	<u>0.00</u>
815 - Grand Parkway Operations													
State Pool													
MB14-MBIA GR PARKWAY OPERATIONS	AR-0043	State Pool	08/31/16	Open	<u>0.7575</u>	<u>24,851,821.55</u>	<u>24,851,821.55</u>	<u>0.00</u>	<u>15,934.05</u>	<u>0.00</u>	<u>0.00</u>	<u>351,816.07</u>	<u>0.00</u>
State Pool Total					<u>0.7575</u>	<u>24,851,821.55</u>	<u>24,851,821.55</u>	<u>0.00</u>	<u>15,934.05</u>	<u>0.00</u>	<u>0.00</u>	<u>351,816.07</u>	<u>0.00</u>
815 - Grand Parkway Operations Total					<u>0.7575</u>	<u>24,851,821.55</u>	<u>24,851,821.55</u>	<u>0.00</u>	<u>15,934.05</u>	<u>0.00</u>	<u>0.00</u>	<u>351,816.07</u>	<u>0.00</u>
LO10 - LOGIC COUNTYS CARES ACT													
State Pool													
LO10-LOGIC-COUNTY'S CARE ACT	AR-0047	State Pool	05/12/20	Open	<u>0.7653</u>	<u>67,028,020.80</u>	<u>67,028,020.80</u>	<u>0.00</u>	<u>28,020.80</u>	<u>0.00</u>	<u>0.00</u>	<u>28,020.80</u>	<u>0.00</u>
State Pool Total					<u>0.7653</u>	<u>67,028,020.80</u>	<u>67,028,020.80</u>	<u>0.00</u>	<u>28,020.80</u>	<u>0.00</u>	<u>0.00</u>	<u>28,020.80</u>	<u>0.00</u>
LO10 - LOGIC COUNTYS CARES ACT Total					<u>0.7653</u>	<u>67,028,020.80</u>	<u>67,028,020.80</u>	<u>0.00</u>	<u>28,020.80</u>	<u>0.00</u>	<u>0.00</u>	<u>28,020.80</u>	<u>0.00</u>
LOG1 - LOGIC GENERAL													
State Pool													
LOG1-Logic- General	AR-0028	State Pool	11/10/08	Open	<u>0.8138</u>	<u>30,695,925.67</u>	<u>30,695,925.67</u>	<u>0.00</u>	<u>21,143.84</u>	<u>0.00</u>	<u>0.00</u>	<u>766,358.65</u>	<u>0.00</u>
State Pool Total					<u>0.8138</u>	<u>30,695,925.67</u>	<u>30,695,925.67</u>	<u>0.00</u>	<u>21,143.84</u>	<u>0.00</u>	<u>0.00</u>	<u>766,358.65</u>	<u>0.00</u>
LOG1 - LOGIC GENERAL Total					<u>0.8138</u>	<u>30,695,925.67</u>	<u>30,695,925.67</u>	<u>0.00</u>	<u>21,143.84</u>	<u>0.00</u>	<u>0.00</u>	<u>766,358.65</u>	<u>0.00</u>
LOG2 - LOGIC TOLL OPERATIONS													
State Pool													
LOG2-Logic-Toll Rd.Operations	AR-0029	State Pool	11/10/08	Open	<u>0.8138</u>	<u>35,046,819.99</u>	<u>35,046,819.99</u>	<u>0.00</u>	<u>24,140.80</u>	<u>0.00</u>	<u>0.00</u>	<u>108,151.07</u>	<u>0.00</u>
State Pool Total					<u>0.8138</u>	<u>35,046,819.99</u>	<u>35,046,819.99</u>	<u>0.00</u>	<u>24,140.80</u>	<u>0.00</u>	<u>0.00</u>	<u>108,151.07</u>	<u>0.00</u>
LOG2 - LOGIC TOLL OPERATIONS Total					<u>0.8138</u>	<u>35,046,819.99</u>	<u>35,046,819.99</u>	<u>0.00</u>	<u>24,140.80</u>	<u>0.00</u>	<u>0.00</u>	<u>108,151.07</u>	<u>0.00</u>
LOG5 - LOGIC DRAINAGE													

Interest Accrual
Ft. Bend County
Effective Interest - Actual Life
Receipts in Period
05/01/20 - 05/31/20

12

CUSIP	Invest Number	Security Description	Purchase Date	Sale Date	Yield Earned	Ending Par Val/Shares	Ending Amort Val/Cost	Purchased Interest	Int/Div Rec In the Perd	Int/Div Accrued In the Perd	PTD Purch Received	Int/Div Rec Purch/Date	Int/Div Accrued Purch/Date
State Pool													
LOG5-Logic-Drainage	AR-0032	State Pool	11/10/08	Open	<u>0.8138</u>	<u>7,510,879.95</u>	<u>7,510,879.95</u>	<u>0.00</u>	<u>5,173.61</u>	<u>0.00</u>	<u>0.00</u>	<u>13,123.72</u>	<u>0.00</u>
State Pool Total					<u>0.8138</u>	<u>7,510,879.95</u>	<u>7,510,879.95</u>	<u>0.00</u>	<u>5,173.61</u>	<u>0.00</u>	<u>0.00</u>	<u>13,123.72</u>	<u>0.00</u>
LOG5 - LOGIC DRAINAGE Total					<u>0.8138</u>	<u>7,510,879.95</u>	<u>7,510,879.95</u>	<u>0.00</u>	<u>5,173.61</u>	<u>0.00</u>	<u>0.00</u>	<u>13,123.72</u>	<u>0.00</u>
LOG8 - LOGIC ROAD & BRIDGE													
State Pool													
LOG8-Logic-Road & Bridge	AR-0035	State Pool	11/10/08	Open	<u>0.8138</u>	<u>7,510,880.40</u>	<u>7,510,880.40</u>	<u>0.00</u>	<u>5,173.61</u>	<u>0.00</u>	<u>0.00</u>	<u>16,367.92</u>	<u>0.00</u>
State Pool Total					<u>0.8138</u>	<u>7,510,880.40</u>	<u>7,510,880.40</u>	<u>0.00</u>	<u>5,173.61</u>	<u>0.00</u>	<u>0.00</u>	<u>16,367.92</u>	<u>0.00</u>
LOG8 - LOGIC ROAD & BRIDGE Total					<u>0.8138</u>	<u>7,510,880.40</u>	<u>7,510,880.40</u>	<u>0.00</u>	<u>5,173.61</u>	<u>0.00</u>	<u>0.00</u>	<u>16,367.92</u>	<u>0.00</u>
MB02 - MBIA GENERAL													
State Pool													
MB02-MBIA General	AR-0015	State Pool	11/01/08	Open	<u>0.7575</u>	<u>25,933,786.95</u>	<u>25,933,786.95</u>	<u>0.00</u>	<u>16,627.74</u>	<u>0.00</u>	<u>0.00</u>	<u>663,137.32</u>	<u>0.00</u>
State Pool Total					<u>0.7575</u>	<u>25,933,786.95</u>	<u>25,933,786.95</u>	<u>0.00</u>	<u>16,627.74</u>	<u>0.00</u>	<u>0.00</u>	<u>663,137.32</u>	<u>0.00</u>
MB02 - MBIA GENERAL Total					<u>0.7575</u>	<u>25,933,786.95</u>	<u>25,933,786.95</u>	<u>0.00</u>	<u>16,627.74</u>	<u>0.00</u>	<u>0.00</u>	<u>663,137.32</u>	<u>0.00</u>
MB03 - MBIA ROAD & BRIDGE													
State Pool													
MB03-MBIA Road & Bridge	AR-0016	State Pool	11/01/08	Open	<u>0.7575</u>	<u>7,563,475.81</u>	<u>7,563,475.81</u>	<u>0.00</u>	<u>4,849.39</u>	<u>0.00</u>	<u>0.00</u>	<u>104,214.96</u>	<u>0.00</u>
State Pool Total					<u>0.7575</u>	<u>7,563,475.81</u>	<u>7,563,475.81</u>	<u>0.00</u>	<u>4,849.39</u>	<u>0.00</u>	<u>0.00</u>	<u>104,214.96</u>	<u>0.00</u>
MB03 - MBIA ROAD & BRIDGE Total					<u>0.7575</u>	<u>7,563,475.81</u>	<u>7,563,475.81</u>	<u>0.00</u>	<u>4,849.39</u>	<u>0.00</u>	<u>0.00</u>	<u>104,214.96</u>	<u>0.00</u>
MB04 - MBIA DRAINAGE													
State Pool													
MB04-MBIA Drainage	AR-0017	State Pool	11/01/08	Open	<u>0.7575</u>	<u>8,281,377.98</u>	<u>8,281,377.98</u>	<u>0.00</u>	<u>5,309.68</u>	<u>0.00</u>	<u>0.00</u>	<u>138,705.89</u>	<u>0.00</u>
State Pool Total					<u>0.7575</u>	<u>8,281,377.98</u>	<u>8,281,377.98</u>	<u>0.00</u>	<u>5,309.68</u>	<u>0.00</u>	<u>0.00</u>	<u>138,705.89</u>	<u>0.00</u>
MB04 - MBIA DRAINAGE Total					<u>0.7575</u>	<u>8,281,377.98</u>	<u>8,281,377.98</u>	<u>0.00</u>	<u>5,309.68</u>	<u>0.00</u>	<u>0.00</u>	<u>138,705.89</u>	<u>0.00</u>
MB06 - MBIA TOLL RD OPERATIONS													
State Pool													
MB06-MBIA Toll Rd. Operations	AR-0019	State Pool	11/01/08	Open	<u>0.7575</u>	<u>43,890,690.98</u>	<u>43,890,690.98</u>	<u>0.00</u>	<u>28,141.06</u>	<u>0.00</u>	<u>0.00</u>	<u>606,627.78</u>	<u>0.00</u>
State Pool Total					<u>0.7575</u>	<u>43,890,690.98</u>	<u>43,890,690.98</u>	<u>0.00</u>	<u>28,141.06</u>	<u>0.00</u>	<u>0.00</u>	<u>606,627.78</u>	<u>0.00</u>
MB06 - MBIA TOLL RD OPERATIONS Total					<u>0.7575</u>	<u>43,890,690.98</u>	<u>43,890,690.98</u>	<u>0.00</u>	<u>28,141.06</u>	<u>0.00</u>	<u>0.00</u>	<u>606,627.78</u>	<u>0.00</u>
MB18 - MBIA COUNTYS CARES ACT													
State Pool													
MB18-MBIA COUNTY'S CARES ACT	AR-0048	State Pool	05/12/20	Open	<u>0.7280</u>	<u>67,026,653.66</u>	<u>67,026,653.66</u>	<u>0.00</u>	<u>26,653.66</u>	<u>0.00</u>	<u>0.00</u>	<u>26,653.66</u>	<u>0.00</u>
State Pool Total					<u>0.7280</u>	<u>67,026,653.66</u>	<u>67,026,653.66</u>	<u>0.00</u>	<u>26,653.66</u>	<u>0.00</u>	<u>0.00</u>	<u>26,653.66</u>	<u>0.00</u>
MB18 - MBIA COUNTYS CARES ACT Total					<u>0.7280</u>	<u>67,026,653.66</u>	<u>67,026,653.66</u>	<u>0.00</u>	<u>26,653.66</u>	<u>0.00</u>	<u>0.00</u>	<u>26,653.66</u>	<u>0.00</u>
MB19 - MBIA FBC ASSIST DIST #2													
State Pool													
MB19-MBIA FBC ASSIST. DIST. #2	AR-0049	State Pool	05/13/20	Open	<u>0.6857</u>	<u>2,500,889.93</u>	<u>2,500,889.93</u>	<u>0.00</u>	<u>889.93</u>	<u>0.00</u>	<u>0.00</u>	<u>889.93</u>	<u>0.00</u>
State Pool Total					<u>0.6857</u>	<u>2,500,889.93</u>	<u>2,500,889.93</u>	<u>0.00</u>	<u>889.93</u>	<u>0.00</u>	<u>0.00</u>	<u>889.93</u>	<u>0.00</u>
MB19 - MBIA FBC ASSIST DIST #2 Total					<u>0.6857</u>	<u>2,500,889.93</u>	<u>2,500,889.93</u>	<u>0.00</u>	<u>889.93</u>	<u>0.00</u>	<u>0.00</u>	<u>889.93</u>	<u>0.00</u>
MB20 - MBIA FBC ASSIST DIST #4													
State Pool													
MB20- MBIA FBC ASSIST. DIST. #4	AR-0050	State Pool	05/13/20	Open	<u>0.6857</u>	<u>1,250,444.95</u>	<u>1,250,444.95</u>	<u>0.00</u>	<u>444.95</u>	<u>0.00</u>	<u>0.00</u>	<u>444.95</u>	<u>0.00</u>
State Pool Total					<u>0.6857</u>	<u>1,250,444.95</u>	<u>1,250,444.95</u>	<u>0.00</u>	<u>444.95</u>	<u>0.00</u>	<u>0.00</u>	<u>444.95</u>	<u>0.00</u>
MB20 - MBIA FBC ASSIST DIST #4 Total					<u>0.6857</u>	<u>1,250,444.95</u>	<u>1,250,444.95</u>	<u>0.00</u>	<u>444.95</u>	<u>0.00</u>	<u>0.00</u>	<u>444.95</u>	<u>0.00</u>
MB21 - MBIA ASSIST DIST #6													
State Pool													

Interest Accrual
Ft. Bend County
Effective Interest - Actual Life
Receipts in Period
05/01/20 - 05/31/20

CUSIP	Invest Number	Security Description	Purchase Date	Sale Date	Yield Earned	Ending Par Val/Shares	Ending Amort Val/Cost	Purchased Interest	Int/Div Rec In the Perd	Int/Div Accrued In the Perd	PTD Purch Received	Int/Div Rec Purch/Date	Int/Div Accrued Purch/Date
MB21-MBIA FBC ASSIST. DIST. #6	AR-0051	State Pool	05/13/20	Open	0.6857	2,000,711.92	2,000,711.92	0.00	711.92	0.00	0.00	711.92	0.00
State Pool Total					0.6857	2,000,711.92	2,000,711.92	0.00	711.92	0.00	0.00	711.92	0.00
MB21 - MBIA ASSIST DIST #6 Total					0.6857	2,000,711.92	2,000,711.92	0.00	711.92	0.00	0.00	711.92	0.00
MB22 - MBIA ASSIST DIST #9													
State Pool													
MB22-MBIA FBC ASSIST. DIST. #9	AR-0052	State Pool	05/13/20	Open	0.6857	1,000,355.97	1,000,355.97	0.00	355.97	0.00	0.00	355.97	0.00
State Pool Total					0.6857	1,000,355.97	1,000,355.97	0.00	355.97	0.00	0.00	355.97	0.00
MB22 - MBIA ASSIST DIST #9 Total					0.6857	1,000,355.97	1,000,355.97	0.00	355.97	0.00	0.00	355.97	0.00
MB23 - MBIA JUVENILE													
State Pool													
MB23-MBIA JUVENILE	AR-0053	State Pool	05/13/20	Open	0.6857	8,002,847.74	8,002,847.74	0.00	2,847.74	0.00	0.00	2,847.74	0.00
State Pool Total					0.6857	8,002,847.74	8,002,847.74	0.00	2,847.74	0.00	0.00	2,847.74	0.00
MB23 - MBIA JUVENILE Total					0.6857	8,002,847.74	8,002,847.74	0.00	2,847.74	0.00	0.00	2,847.74	0.00
MB24 - MBIA DEBT SERVICE													
State Pool													
MB24-MBIA DEBT SERVICE	AR-0054	State Pool	05/13/20	Open	0.6857	21,007,475.30	21,007,475.30	0.00	7,475.30	0.00	0.00	7,475.30	0.00
State Pool Total					0.6857	21,007,475.30	21,007,475.30	0.00	7,475.30	0.00	0.00	7,475.30	0.00
MB24 - MBIA DEBT SERVICE Total					0.6857	21,007,475.30	21,007,475.30	0.00	7,475.30	0.00	0.00	7,475.30	0.00
MB25 - MBIA DRAINAGE DEBT SERVICE													
State Pool													
MB25-MBIA DRAINAGE DEBT SERVICE	AR-0055	State Pool	05/13/20	Open	0.6857	1,000,355.97	1,000,355.97	0.00	355.97	0.00	0.00	355.97	0.00
State Pool Total					0.6857	1,000,355.97	1,000,355.97	0.00	355.97	0.00	0.00	355.97	0.00
MB25 - MBIA DRAINAGE DEBT SERVICE Total					0.6857	1,000,355.97	1,000,355.97	0.00	355.97	0.00	0.00	355.97	0.00
MB26 - MBIA FACILITIES BOND 2018													
State Pool													
MB26-FACILITIES BOND 2018	AR-0056	State Pool	05/13/20	Open	0.6857	14,004,983.55	14,004,983.55	0.00	4,983.55	0.00	0.00	4,983.55	0.00
State Pool Total					0.6857	14,004,983.55	14,004,983.55	0.00	4,983.55	0.00	0.00	4,983.55	0.00
MB26 - MBIA FACILITIES BOND 2018 Total					0.6857	14,004,983.55	14,004,983.55	0.00	4,983.55	0.00	0.00	4,983.55	0.00
MB27 - MBIA TX HERITAGE PARKWAY 2020													
State Pool													
MB27-MBIA TX HERITAGE PARKWAY	AR-0057	State Pool	05/13/20	Open	0.6857	17,006,051.42	17,006,051.42	0.00	6,051.42	0.00	0.00	6,051.42	0.00
State Pool Total					0.6857	17,006,051.42	17,006,051.42	0.00	6,051.42	0.00	0.00	6,051.42	0.00
MB27 - MBIA TX HERITAGE PARKWAY 2020 Total					0.6857	17,006,051.42	17,006,051.42	0.00	6,051.42	0.00	0.00	6,051.42	0.00
PROS - Prosperity Money Mkt. Accts.													
Money Market													
Prosperity-Money Market Accts.	AR-0009	Money Market	11/30/03	Open	0.3137	119,039,573.38	119,039,573.38	0.00	91,354.36	0.00	0.00	45,433,539.94	0.00
Money Market Total					0.3137	119,039,573.38	119,039,573.38	0.00	91,354.36	0.00	0.00	45,433,539.94	0.00
PROS - Prosperity Money Mkt. Accts. Total					0.3137	119,039,573.38	119,039,573.38	0.00	91,354.36	0.00	0.00	45,433,539.94	0.00
TT00 - TEXAS TERM GENERAL													
State Pool													
TT00-TX TERM General	AR-0022	State Pool	11/01/08	Open	0.4082	1,070.58	1,070.58	0.00	0.37	0.00	0.00	21,455.35	0.00
State Pool Total					0.4082	1,070.58	1,070.58	0.00	0.37	0.00	0.00	21,455.35	0.00
TT00 - TEXAS TERM GENERAL Total					0.4082	1,070.58	1,070.58	0.00	0.37	0.00	0.00	21,455.35	0.00
TT02 - TEXAS TERM TOLL OPERATIONS													
State Pool													
TT02-TX TERM Toll Rd. Operation	AR-0024	State Pool	11/01/08	Open	0.4086	1,069.38	1,069.38	0.00	0.37	0.00	0.00	17,999.28	0.00

Interest Accrual

Ft. Bend County

Effective Interest - Actual Life
Receipts in Period
05/01/20 - 05/31/20

CUSIP	Invest Number	Security Description	Purchase Date	Sale Date	Yield Earned	Ending Par Val/Shares	Ending Amor Val/Cost	Purchased Interest	Int/Div Rec In the Perd	Int/Div Accrued In the Perd	PTD Purch Received	Int/Div Rec Purch/Date	Int/Div Accrued Purch/Date
State Pool Total					<u>0.4086</u>	<u>1,069.38</u>	<u>1,069.38</u>	<u>0.00</u>	<u>0.37</u>	<u>0.00</u>	<u>0.00</u>	<u>17,999.28</u>	<u>0.00</u>
TT02 - TEXAS TERM TOLL OPERATIONS Total					<u>0.4086</u>	<u>1,069.38</u>	<u>1,069.38</u>	<u>0.00</u>	<u>0.37</u>	<u>0.00</u>	<u>0.00</u>	<u>17,999.28</u>	<u>0.00</u>
TT04 - TEXAS TERM ROAD & BRIDGE													
State Pool													
TT04-TX TERM Road & Bridge	AR-0026	State Pool	11/01/08	Open	<u>0.4094</u>	<u>1,067.43</u>	<u>1,067.43</u>	<u>0.00</u>	<u>0.37</u>	<u>0.00</u>	<u>0.00</u>	<u>8,274.71</u>	<u>0.00</u>
State Pool Total					<u>0.4094</u>	<u>1,067.43</u>	<u>1,067.43</u>	<u>0.00</u>	<u>0.37</u>	<u>0.00</u>	<u>0.00</u>	<u>8,274.71</u>	<u>0.00</u>
TT04 - TEXAS TERM ROAD & BRIDGE Total					<u>0.4094</u>	<u>1,067.43</u>	<u>1,067.43</u>	<u>0.00</u>	<u>0.37</u>	<u>0.00</u>	<u>0.00</u>	<u>8,274.71</u>	<u>0.00</u>
TT05 - TEXAS TERM DRAINAGE													
State Pool													
TT05-TX TERM Drainage	AR-0027	State Pool	11/01/08	Open	<u>0.4002</u>	<u>354.12</u>	<u>354.12</u>	<u>0.00</u>	<u>0.12</u>	<u>0.00</u>	<u>0.00</u>	<u>5,033.39</u>	<u>0.00</u>
State Pool Total					<u>0.4002</u>	<u>354.12</u>	<u>354.12</u>	<u>0.00</u>	<u>0.12</u>	<u>0.00</u>	<u>0.00</u>	<u>5,033.39</u>	<u>0.00</u>
TT05 - TEXAS TERM DRAINAGE Total					<u>0.4002</u>	<u>354.12</u>	<u>354.12</u>	<u>0.00</u>	<u>0.12</u>	<u>0.00</u>	<u>0.00</u>	<u>5,033.39</u>	<u>0.00</u>

Premium/Discount Amortization

Ft. Bend County

Effective Interest - Actual Life

Receipts in Period

05/01/20 - 05/31/20

15

CUSIP	Invest Number	Security Description	Purchase Date	Amortiz Date	Yield Earned	Beginning Par Val/Shares	Beginning Unamor Val/Cost	Premium Discount	Ending Par Val/Shares	Ending Amor Val/Cost	Unamor Prem/Dscnt	Amortization In the Perd	Amortization Purch/Date
Money Market													
Prosperity-Money Market Accts.	AR-0009	Money Market	11/30/03	Open	0.3137	351,330,202.25	351,330,202.25	0.00	119,039,573.38	119,039,573.38	0.00	0.00	0.00
Money Market Total					0.3137	351,330,202.25	351,330,202.25	0.00	119,039,573.38	119,039,573.38	0.00	0.00	0.00
State Pool													
MB02-MBIA General	AR-0015	State Pool	11/01/08	Open	0.7575	25,917,159.21	25,917,159.21	0.00	25,933,786.95	25,933,786.95	0.00	0.00	0.00
MB03-MBIA Road & Bridge	AR-0016	State Pool	11/01/08	Open	0.7575	7,558,626.42	7,558,626.42	0.00	7,563,475.81	7,563,475.81	0.00	0.00	0.00
MB04-MBIA Drainage	AR-0017	State Pool	11/01/08	Open	0.7575	8,276,068.30	8,276,068.30	0.00	8,281,377.98	8,281,377.98	0.00	0.00	0.00
MB06-MBIA Toll Rd. Operations	AR-0019	State Pool	11/01/08	Open	0.7575	43,862,549.92	43,862,549.92	0.00	43,890,690.98	43,890,690.98	0.00	0.00	0.00
TT00-TX TERM General	AR-0022	State Pool	11/01/08	Open	0.4082	1,070.21	1,070.21	0.00	1,070.58	1,070.58	0.00	0.00	0.00
TT02-TX TERM Toll Rd. Operation	AR-0024	State Pool	11/01/08	Open	0.4086	1,069.01	1,069.01	0.00	1,069.38	1,069.38	0.00	0.00	0.00
TT04-TX TERM Road & Bridge	AR-0026	State Pool	11/01/08	Open	0.4094	1,067.06	1,067.06	0.00	1,067.43	1,067.43	0.00	0.00	0.00
TT05-TX TERM Drainage	AR-0027	State Pool	11/01/08	Open	0.4002	354.00	354.00	0.00	354.12	354.12	0.00	0.00	0.00
LOG1-Logic- General	AR-0028	State Pool	11/10/08	Open	0.8138	30,674,781.83	30,674,781.83	0.00	30,695,925.67	30,695,925.67	0.00	0.00	0.00
LOG2-Logic-Toll Rd. Operations	AR-0029	State Pool	11/10/08	Open	0.8138	35,022,679.19	35,022,679.19	0.00	35,046,819.99	35,046,819.99	0.00	0.00	0.00
LOG5-Logic-Drainage	AR-0032	State Pool	11/10/08	Open	0.8138	7,505,706.34	7,505,706.34	0.00	7,510,879.95	7,510,879.95	0.00	0.00	0.00
LOG8-Logic-Road & Bridge	AR-0035	State Pool	11/10/08	Open	0.8138	7,505,706.79	7,505,706.79	0.00	7,510,880.40	7,510,880.40	0.00	0.00	0.00
MB12-MBIA ESD 100 AGREEMENT	AR-0041	State Pool	08/31/16	Open	0.7575	1,984,757.31	1,984,757.31	0.00	1,986,030.69	1,986,030.69	0.00	0.00	0.00
MB13-MBIA ASSISTANCE DIST #1	AR-0042	State Pool	08/31/16	Open	0.6921	90,947.65	90,947.65	0.00	1,591,539.94	1,591,539.94	0.00	0.00	0.00
MB14-MBIA GR PARKWAY OPERATIONS	AR-0043	State Pool	08/31/16	Open	0.7575	24,835,887.50	24,835,887.50	0.00	24,851,821.55	24,851,821.55	0.00	0.00	0.00
MB17 - SR LIEN BOND 2016	AR-0046	State Pool	12/09/16	Open	0.6857	0.00	0.00	0.00	8,002,847.74	8,002,847.74	0.00	0.00	0.00
LO10-LOGIC-COUNTY'S CARE ACT	AR-0047	State Pool	05/12/20	Open	0.7653	0.00	0.00	0.00	67,028,020.80	67,028,020.80	0.00	0.00	0.00
MB18-MBIA COUNTY'S CARES ACT	AR-0048	State Pool	05/12/20	Open	0.7280	0.00	0.00	0.00	67,026,653.66	67,026,653.66	0.00	0.00	0.00
MB19-MBIA FBC ASSIST. DIST. #2	AR-0049	State Pool	05/13/20	Open	0.6857	0.00	0.00	0.00	2,500,889.93	2,500,889.93	0.00	0.00	0.00
MB20- MBIA FBC ASSIST. DIST. #4	AR-0050	State Pool	05/13/20	Open	0.6857	0.00	0.00	0.00	1,250,444.95	1,250,444.95	0.00	0.00	0.00
MB21-MBIA FBC ASSIST. DIST. #6	AR-0051	State Pool	05/13/20	Open	0.6857	0.00	0.00	0.00	2,000,711.92	2,000,711.92	0.00	0.00	0.00
MB22-MBIA FBC ASSIST. DIST. #9	AR-0052	State Pool	05/13/20	Open	0.6857	0.00	0.00	0.00	1,000,355.97	1,000,355.97	0.00	0.00	0.00
MB23-MBIA JUVENILE	AR-0053	State Pool	05/13/20	Open	0.6857	0.00	0.00	0.00	8,002,847.74	8,002,847.74	0.00	0.00	0.00
MB24-MBIA DEBT SERVICE	AR-0054	State Pool	05/13/20	Open	0.6857	0.00	0.00	0.00	21,007,475.30	21,007,475.30	0.00	0.00	0.00
MB25-MBIA DRAINAGE DEBT SERVICE	AR-0055	State Pool	05/13/20	Open	0.6857	0.00	0.00	0.00	1,000,355.97	1,000,355.97	0.00	0.00	0.00
MB26-FACILITIES BOND 2018	AR-0056	State Pool	05/13/20	Open	0.6857	0.00	0.00	0.00	14,004,983.55	14,004,983.55	0.00	0.00	0.00
MB27-MBIA TX HERITAGE PARKWAY	AR-0057	State Pool	05/13/20	Open	0.6857	0.00	0.00	0.00	17,006,051.42	17,006,051.42	0.00	0.00	0.00
State Pool Total					0.7581	193,238,430.74	193,238,430.74	0.00	404,698,430.37	404,698,430.37	0.00	0.00	0.00
Investment Total					0.5303	544,568,632.99	544,568,632.99	0.00	523,738,003.75	523,738,003.75	0.00	0.00	0.00

Open Investments

Ft. Bend County

Effective Interest - Actual Life
Receipts in Period
05/31/20

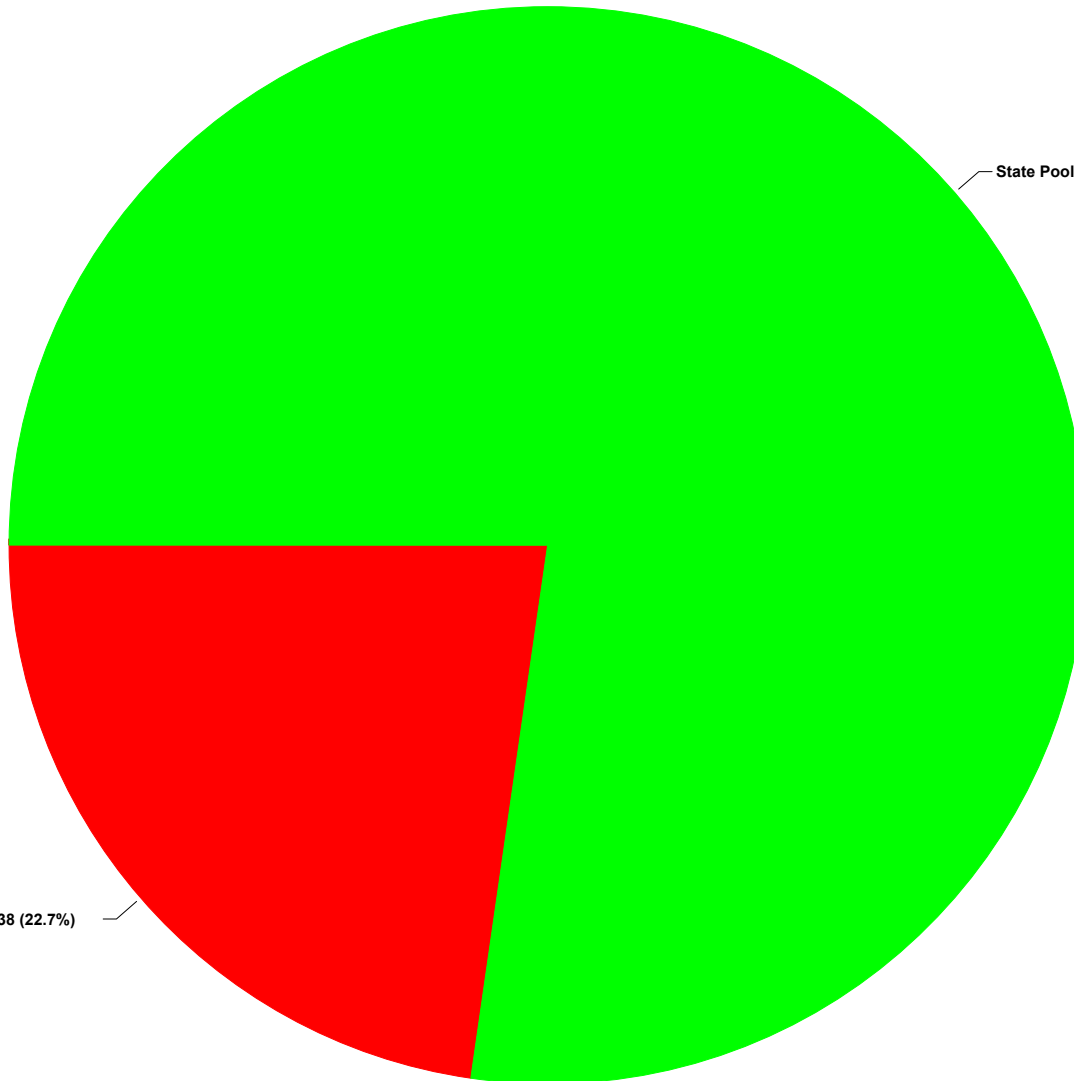
CUSIP	Invest Number	Security Description	Invest Class	Purchase Date	Call Date	Purchase Institut	SafeKeep Institut	Issuing Institut	Yield Matur	Yield Call	Original Unit Cost	Original Par Val/Shares	Original Princ/Cost	Orig Prem Discount	Ending Unit Price	Ending Par Val/Shares	Ending Amor Val/Cost	Ending Prem/Dscnt	Unamor Prem/Dscnt
Money Market																			
Prosperity-Money Market Accts.		AR-0009	Money Market	11/30/03	Open	100	None	100	0.5800	0.5800	1.000000	12,505,577.66	12,505,577.66	0.00	1.000000	119,039,573.38	119,039,573.38		0.00
Money Market Total									<u>0.5800</u>	<u>0.5800</u>	<u>1.000000</u>	<u>12,505,577.66</u>	<u>12,505,577.66</u>	<u>0.00</u>	<u>1.000000</u>	<u>119,039,573.38</u>	<u>119,039,573.38</u>		<u>0.00</u>
State Pool																			
MB02-MBIA General		AR-0015	State Pool	11/01/08	Open	2000	None	2000	0.7600	0.7600	1.000000	17,374,917.83	17,374,917.83	0.00	1.000000	25,933,786.95	25,933,786.95		0.00
MB03-MBIA Road & Bridge		AR-0016	State Pool	11/01/08	Open	2000	None	2000	0.7600	0.7600	1.000000	2,856,438.24	2,856,438.24	0.00	1.000000	7,563,475.81	7,563,475.81		0.00
MB04-MBIA Drainage		AR-0017	State Pool	11/01/08	Open	2000	None	2000	0.7600	0.7600	1.000000	1,267,218.21	1,267,218.21	0.00	1.000000	8,281,377.98	8,281,377.98		0.00
MB06-MBIA Toll Rd. Operations		AR-0019	State Pool	11/01/08	Open	2000	None	2000	0.7600	0.7600	1.000000	3,143,377.27	3,143,377.27	0.00	1.000000	43,890,690.98	43,890,690.98		0.00
TT00-TX TERM General		AR-0022	State Pool	11/01/08	Open	2005	None	2005	0.4100	0.4100	1.000000	10,006,437.87	10,006,437.87	0.00	1.000000	1,070.58	1,070.58		0.00
TT02-TX TERM Toll Rd. Operation		AR-0024	State Pool	11/01/08	Open	2005	None	2005	0.4100	0.4100	0.000000	0.00	0.00	0.00	1.000000	1,069.38	1,069.38		0.00
TT04-TX TERM Road & Bridge		AR-0026	State Pool	11/01/08	Open	2005	None	2005	0.4100	0.4100	1.000000	10,463.28	10,463.28	0.00	1.000000	1,067.43	1,067.43		0.00
TT05-TX TERM Drainage		AR-0027	State Pool	11/01/08	Open	2005	None	2005	0.4100	0.4100	1.000000	109,774.61	109,774.61	0.00	1.000000	354.12	354.12		0.00
LOG1-Logic- General		AR-0028	State Pool	11/10/08	Open	200	None	200	0.8116	0.8116	1.000000	10,000,000.00	10,000,000.00	0.00	1.000000	30,695,925.67	30,695,925.67		0.00
LOG2-Logic-Toll Rd.Operations		AR-0029	State Pool	11/10/08	Open	200	None	200	0.8116	0.8116	1.000000	2,000,000.00	2,000,000.00	0.00	1.000000	35,046,819.99	35,046,819.99		0.00
LOG5-Logic-Drainage		AR-0032	State Pool	11/10/08	Open	200	None	200	0.8116	0.8116	1.000000	500,000.00	500,000.00	0.00	1.000000	7,510,879.95	7,510,879.95		0.00
LOG8-Logic-Road & Bridge		AR-0035	State Pool	11/10/08	Open	200	None	200	0.8116	0.8116	1.000000	1,000,000.00	1,000,000.00	0.00	1.000000	7,510,880.40	7,510,880.40		0.00
MB12-MBIA ESD 100 AGREEMENT		AR-0041	State Pool	08/31/16	Open	2000	None	2000	0.7600	0.7600	1.000000	3,900,000.00	3,900,000.00	0.00	1.000000	1,986,030.69	1,986,030.69		0.00
MB13-MBIA ASSISTANCE DIST #1		AR-0042	State Pool	08/31/16	Open	2000	None	2000	0.7600	0.7600	1.000000	10,000,000.00	10,000,000.00	0.00	1.000000	1,591,539.94	1,591,539.94		0.00
MB14-MBIA GR PARKWAY OPERATIONS		AR-0043	State Pool	08/31/16	Open	2000	None	2000	0.7600	0.7600	1.000000	8,500,000.00	8,500,000.00	0.00	1.000000	24,851,821.55	24,851,821.55		0.00
MB17 - SR LIEN BOND 2016		AR-0046	State Pool	12/09/16	Open	2000	None	2000	0.7600	0.7600	1.000000	35,000,000.00	35,000,000.00	0.00	1.000000	8,002,847.74	8,002,847.74		0.00
LO10-LOGIC-COUNTY'S CARE ACT		AR-0047	State Pool	05/12/20	Open	200	None	200	0.8116	0.8116	1.000000	67,000,000.00	67,000,000.00	0.00	1.000000	67,028,020.80	67,028,020.80		0.00
MB18-MBIA COUNTY'S CARES ACT		AR-0048	State Pool	05/12/20	Open	2000	None	2000	0.0000	0.0000	1.000000	67,000,000.00	67,000,000.00	0.00	1.000000	67,026,653.66	67,026,653.66		0.00
MB19-MBIA FBC ASSIST. DIST. #2		AR-0049	State Pool	05/13/20	Open	2000	None	2000	0.7600	0.7600	1.000000	2,500,000.00	2,500,000.00	0.00	1.000000	2,500,889.93	2,500,889.93		0.00
MB20- MBIA FBC ASSIST. DIST. #4		AR-0050	State Pool	05/13/20	Open	2000	None	2000	0.7600	0.7600	1.000000	1,250,000.00	1,250,000.00	0.00	1.000000	1,250,444.95	1,250,444.95		0.00
MB21-MBIA FBC ASSIST. DIST. #6		AR-0051	State Pool	05/13/20	Open	2000	None	2000	0.7600	0.7600	1.000000	2,000,000.00	2,000,000.00	0.00	1.000000	2,000,711.92	2,000,711.92		0.00
MB22-MBIA FBC ASSIST. DIST. #9		AR-0052	State Pool	05/13/20	Open	2000	None	2000	0.7600	0.7600	1.000000	1,000,000.00	1,000,000.00	0.00	1.000000	1,000,355.97	1,000,355.97		0.00
MB23-MBIA JUVENILE		AR-0053	State Pool	05/13/20	Open	2000	None	2000	0.7600	0.7600	1.000000	8,000,000.00	8,000,000.00	0.00	1.000000	8,002,847.74	8,002,847.74		0.00
MB24-MBIA DEBT SERVICE		AR-0054	State Pool	05/13/20	Open	2000	None	2000	0.7600	0.7600	1.000000	21,000,000.00	21,000,000.00	0.00	1.000000	21,007,475.30	21,007,475.30		0.00
MB25-MBIA DRAINAGE DEBT SERVICE		AR-0055	State Pool	05/13/20	Open	2000	None	2000	0.7600	0.7600	1.000000	1,000,000.00	1,000,000.00	0.00	1.000000	1,000,355.97	1,000,355.97		0.00
MB26-FACILITIES BOND 2018		AR-0056	State Pool	05/13/20	Open	2000	None	2000	0.7600	0.7600	1.000000	14,000,000.00	14,000,000.00	0.00	1.000000	14,004,983.55	14,004,983.55		0.00
MB27-MBIA TX HERITAGE PARKWAY		AR-0057	State Pool	05/13/20	Open	2000	None	2000	0.7600	0.7600	1.000000	17,000,000.00	17,000,000.00	0.00	1.000000	17,006,051.42	17,006,051.42		0.00
State Pool Total									<u>0.6530</u>	<u>0.6530</u>	<u>1.000000</u>	<u>307,418,627.31</u>	<u>307,418,627.31</u>	<u>0.00</u>	<u>1.000000</u>	<u>404,698,430.37</u>	<u>404,698,430.37</u>		<u>0.00</u>
Investment Total									<u>0.6364</u>	<u>0.6364</u>	<u>1.000000</u>	<u>319,924,204.97</u>	<u>319,924,204.97</u>	<u>0.00</u>	<u>1.000000</u>	<u>523,738,003.75</u>	<u>523,738,003.75</u>		<u>0.00</u>

Open Investments

Ft. Bend County

Effective Interest - Actual Life
Receipts in Period
05/31/20

Showing Ending Par Val/Shares: \$523,738,003.75



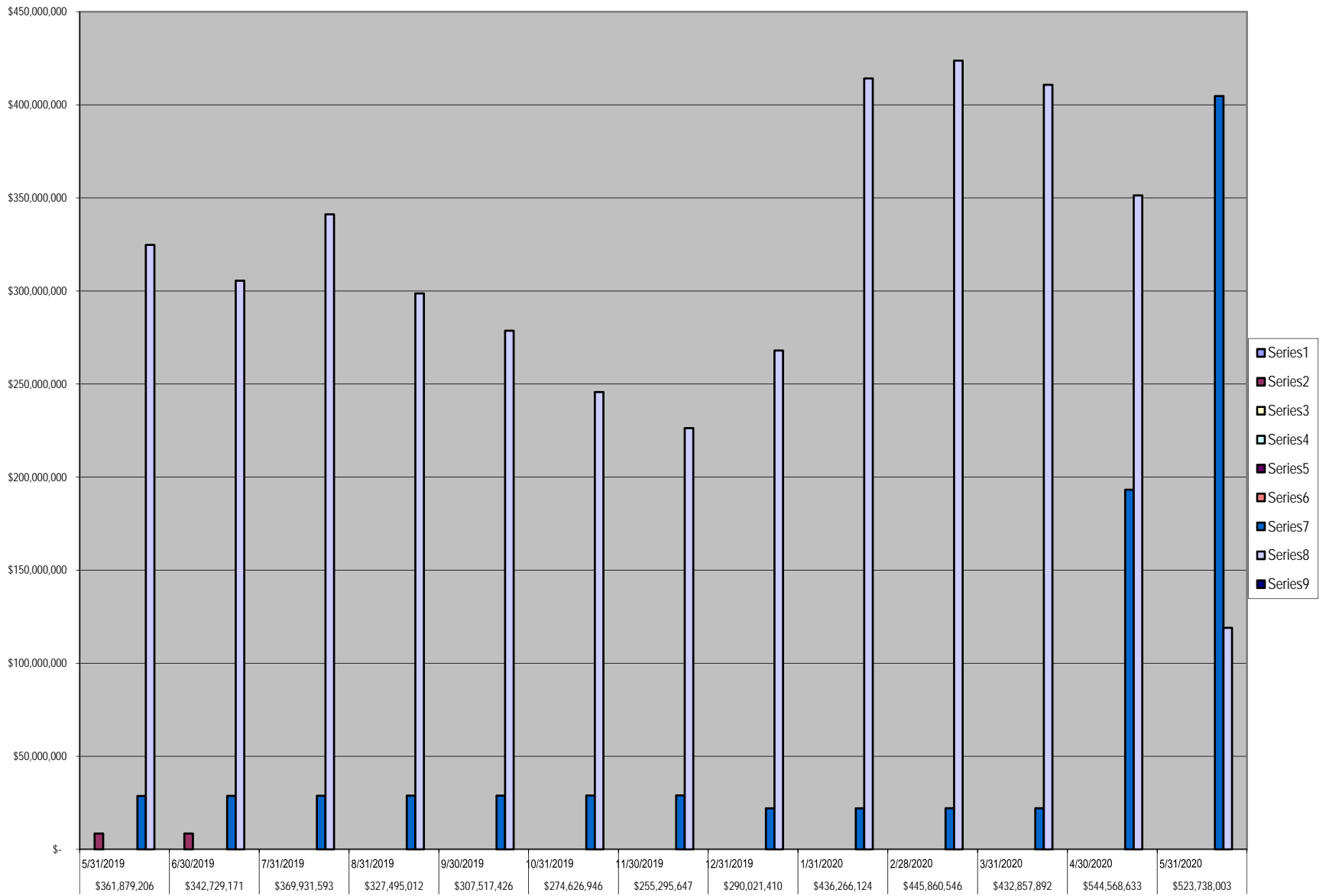
State Pool \$404,698,430.37 (77.3%)

■ Money Market \$119,039,573.38 (22.7%)
■ State Pool \$404,698,430.37 (77.3%)

Money Market \$119,039,573.38 (22.7%)

FBC INVESTMENT TRAILING 12 MONTHS

Open		FARMERS											Prosperity	Prosperity -
Investments		MAC DN	FFCB	FHLB	FHLMC	FNMA	FNMA	DISCOUNT	NOTE	State Pool	Money Market	Invst. Acct.		
\$ 361,879,206	5/31/2019	\$ -	\$ 8,500,000	\$ -	\$ -	\$ -	\$ -	\$ -	\$ -	\$ 28,656,035	\$ 324,723,171	\$ -	\$ -	\$ -
\$ 342,729,171	6/30/2019	\$ -	\$ 8,500,000	\$ -	\$ -	\$ -	\$ -	\$ -	\$ -	\$ 28,715,021	\$ 305,514,150	\$ -	\$ -	\$ -
\$ 369,931,593	7/31/2019	\$ -	\$ -	\$ -	\$ -	\$ -	\$ -	\$ -	\$ -	\$ 28,774,118	\$ 341,157,475	\$ -	\$ -	\$ -
\$ 327,495,012	8/31/2019	\$ -	\$ -	\$ -	\$ -	\$ -	\$ -	\$ -	\$ -	\$ 28,830,154	\$ 298,664,858	\$ -	\$ -	\$ -
\$ 307,517,426	9/30/2019	\$ -	\$ -	\$ -	\$ -	\$ -	\$ -	\$ -	\$ -	\$ 28,882,623	\$ 278,634,803	\$ -	\$ -	\$ -
\$ 274,626,946	10/31/2019	\$ -	\$ -	\$ -	\$ -	\$ -	\$ -	\$ -	\$ -	\$ 28,933,730	\$ 245,693,216	\$ -	\$ -	\$ -
\$ 255,295,647	11/30/2019	\$ -	\$ -	\$ -	\$ -	\$ -	\$ -	\$ -	\$ -	\$ 28,979,406	\$ 226,316,241	\$ -	\$ -	\$ -
\$ 290,021,410	12/31/2019	\$ -	\$ -	\$ -	\$ -	\$ -	\$ -	\$ -	\$ -	\$ 22,017,480	\$ 268,003,930	\$ -	\$ -	\$ -
\$ 436,266,124	1/31/2020	\$ -	\$ -	\$ -	\$ -	\$ -	\$ -	\$ -	\$ -	\$ 22,051,886	\$ 414,214,238	\$ -	\$ -	\$ -
\$ 445,860,546	2/28/2020	\$ -	\$ -	\$ -	\$ -	\$ -	\$ -	\$ -	\$ -	\$ 22,082,825	\$ 423,777,721	\$ -	\$ -	\$ -
\$ 432,857,892	3/31/2020	\$ -	\$ -	\$ -	\$ -	\$ -	\$ -	\$ -	\$ -	\$ 22,110,095	\$ 410,747,797	\$ -	\$ -	\$ -
\$ 544,568,633	4/30/2020	\$ -	\$ -	\$ -	\$ -	\$ -	\$ -	\$ -	\$ -	\$ 193,238,431	\$ 351,330,202	\$ -	\$ -	\$ -
\$ 523,738,003	5/31/2020	\$ -	\$ -	\$ -	\$ -	\$ -	\$ -	\$ -	\$ -	\$ 404,698,430	\$ 119,039,573	\$ -	\$ -	\$ -



Wendt, Sandra

From: Laura Turner (111) <Laura.Turner@prosperitybankusa.com>
Sent: Monday, May 4, 2020 3:52 PM
To: Surratt, Carrie; Brogdon, Jennifer; Segura, Maria; Elster, Melissa; Wendt, Sandra
Subject: May interest rate

In accordance to the Depository bid, the variable interest rate for the month of May will reflect the change in the 91 day T-bill rate. The 91 day T-bill investment rate is 0.122%. Rate paid will be 0.75% on the General Fund and 0.412% (0.29 + 0.122) on all other accounts.

Thank you!

Laura

Laura Turner

Assistant Vice President

Lending Assistant

Prosperity Bank

Sugar Land Banking Center

14060 Southwest Freeway

Sugar Land, TX 77478

Phone: 281-269-7200

Direct: 281-269-7254

Fax: 281-269-7108

Shoretel: 37254

Email: Laura.Turner@ProsperityBankUSA.com

NYSE: PB

Handy information should the need arise.....

281-242-4762 *Fastline*

1.866.985.2273 *To Activate & Pin your Debit Card*

1.800.684.2132 *Report your card Lost/Stolen ATM/Debit Card*

1.800.531.1401 *Customer Service Center Mon-->Fri. 7am-7pm & Sat. 9am-5pm (can also assist with debit card issues).*



Please consider the environment before printing this e-mail - think Green



This transmission may contain information that is privileged, confidential and or exempt from disclosure under applicable law. If you are not the intended recipient, you are hereby notified that any disclosure, copying, distribution or use of the information contained herein (including any reliance thereon) is STRICTLY PROHIBITED. If you received this transmission in error, please immediately contact the sender and destroy the material in its entirety, whether in electronic or hard copy format. Thank you.



Daily Rates

May 2020

TXCLASS

AVERAGE MONTHLY YIELD: 0.76%

Date	Dividend Rate	Daily Yield
01-May-20	0.000026434	0.97%
02-May-20	0.000026434	0.97%
03-May-20	0.000026434	0.97%
04-May-20	0.000025708	0.94%
05-May-20	0.000024223	0.89%
06-May-20	0.000023643	0.87%
07-May-20	0.000023023	0.84%
08-May-20	0.000022579	0.83%
09-May-20	0.000022579	0.83%
10-May-20	0.000022579	0.83%
11-May-20	0.000021461	0.79%
12-May-20	0.000020373	0.75%
13-May-20	0.000019929	0.73%
14-May-20	0.000019811	0.73%
15-May-20	0.000019693	0.72%
16-May-20	0.000019693	0.72%
17-May-20	0.000019693	0.72%
18-May-20	0.000019265	0.71%
19-May-20	0.000019167	0.70%
20-May-20	0.000019204	0.70%
21-May-20	0.000018828	0.69%
22-May-20	0.000018778	0.69%
23-May-20	0.000018778	0.69%
24-May-20	0.000018778	0.69%
25-May-20	0.000018778	0.69%
26-May-20	0.000018367	0.67%
27-May-20	0.000018016	0.66%
28-May-20	0.000017626	0.65%
29-May-20	0.000017168	0.63%
30-May-20	0.000017168	0.63%
31-May-20	0.000017168	0.63%

Current Rates:

May 31, 2020

Current Yield¹

0.31%

Historical Rates

Monthly Distribution Yields²

	<u>2010</u>	<u>2011</u>	<u>2012</u>	<u>2013</u>	<u>2014</u>	<u>2015</u>	<u>2016</u>	<u>2017</u>	<u>2018</u>	<u>2019</u>	<u>2020</u>
January	0.17%	0.14%	0.08%	0.12%	0.04%	0.07%	0.35%	0.58%	1.34%	2.40%	1.61%
February	0.17%	0.17%	0.10%	0.10%	0.04%	0.08%	0.39%	0.59%	1.40%	2.40%	1.58%
March	0.18%	0.14%	0.10%	0.10%	0.04%	0.09%	0.41%	0.66%	1.50%	2.41%	1.20%
April	0.19%	0.10%	0.10%	0.08%	0.04%	0.09%	0.42%	0.75%	1.65%	2.42%	0.83%
May	0.19%	0.09%	0.12%	0.08%	0.04%	0.09%	0.43%	0.76%	1.75%	2.41%	0.41%
June	0.21%	0.09%	0.13%	0.05%	0.04%	0.09%	0.44%	0.85%	1.85%	2.41%	
July	0.23%	0.06%	0.13%	0.05%	0.05%	0.10%	0.45%	0.96%	1.96%	2.38%	
August	0.24%	0.08%	0.13%	0.05%	0.06%	0.11%	0.47%	1.00%	1.99%	2.21%	
September	0.21%	0.07%	0.13%	0.05%	0.06%	0.13%	0.50%	1.03%	2.03%	2.15%	
October	0.19%	0.07%	0.13%	0.04%	0.06%	0.15%	0.47%	1.05%	2.15%	1.97%	
November	0.17%	0.08%	0.13%	0.04%	0.06%	0.15%	0.45%	1.09%	2.21%	1.74%	
December	0.15%	0.11%	0.13%	0.04%	0.07%	0.23%	0.50%	1.21%	2.32%	1.66%	

**Call Toll-Free
1-866-TEX-TERM**

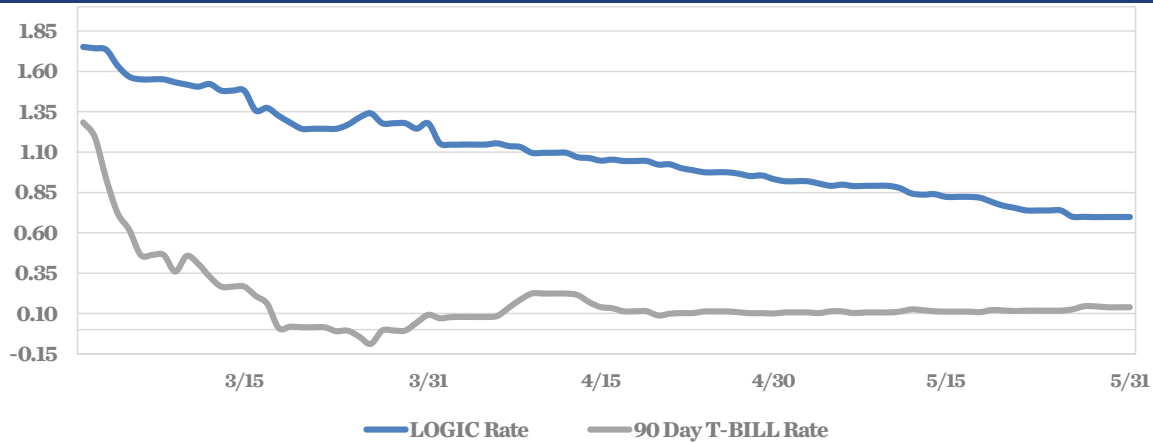
Past performance is not indicative of future results and yields may vary.

(1) The current yield, which is also known as the current annualized yield or current seven-day yield, represents the net change, exclusive of capital changes and income other than investment income, in the value of a hypothetical account with a balance of one share (normally \$1.00 per share) over a seven-day base period expressed as a percentage of the value of one share at the beginning of the seven-day period. This resulting net change in account value is then annualized by multiplying it by 365 and dividing the result by 7. The yields shown may reflect fee waivers by service providers that subsidize and reduce the total operating expenses of the TexasDAILY portfolio. Portfolio yields would be lower if there were no such waivers.

(2) The monthly distribution yield represents the sum of a month's one-day allocation factors divided by the number of days in that month, and multiplied by 365. The yields shown may reflect fee waivers by service providers that subsidize and reduce the total operating expenses of the TexasDAILY portfolio. Portfolio yields would be lower if there were no such waivers.

*This information is for institutional investor use only, not for further distribution to retail investors, and does not represent an offer to sell or a solicitation of an offer to buy or sell any fund or other security. Investors should consider the Pool's investment objectives, risks, charges and expenses before investing. This and other information about the Pool is available in the Pool's Information Statement, which should be read carefully before investing. A copy of the Pool's Information Statement may be obtained by calling 1-866-839-8376 or is available on the Pool's website at www.texasterm.net. While TexasDAILY seeks to maintain a stable net asset value of \$1.00 per share and TexasTERM seeks to achieve a net asset value of \$1.00 per share at its stated maturity, it is possible to lose money investing in the Pool. An investment in the Pool is not insured or guaranteed by the Federal Deposit Insurance Corporation or any other government agency. Shares of the Pool are distributed by **PFM Fund Distributors, Inc.**, member Financial Industry Regulatory Authority (FINRA) (www.finra.org) and Securities Investor Protection Corporation (SIPC) (www.sipc.org). PFM Fund Distributors, Inc. is a wholly owned subsidiary of PFM Asset Management LLC.*

LOGIC VERSUS 90-DAY TREASURY BILL



This material is for information purposes only. This information does not represent an offer to buy or sell a security. The above rate information is obtained from sources that are believed to be reliable; however, its accuracy or completeness may be subject to change. The LOGIC management fee may be waived in full or in part at the discretion of the LOGIC co-administrators and the LOGIC rate for the period shown reflects waiver of fees. This table represents historical investment performance/return to the customer, net of fees, and is not an indication of future performance. An investment in the security is not insured or guaranteed by the Federal Deposit Insurance Corporation or any other government agency. Although the issuer seeks to preserve the value of an investment of \$1.00 per share, it is possible to lose money by investing in the security. Information about these and other program details are in the fund's Information Statement which should be read carefully before investing. The yield on the 90-Day Treasury Bill ("T-Bill Yield") is shown for comparative purposes only. When comparing the investment returns of the LOGIC pool to the T-Bill Yield, you should know that the LOGIC pool consists of allocations of specific diversified securities as detailed in the respective Information Statements. The T-Bill Yield is taken from Bloomberg Finance L.P. and represents the daily closing yield on the then current 90-Day T-Bill. The LOGIC yield is calculated in accordance with regulations governing the registration of open-end management investment companies under the Investment Company Act of 1940 as promulgated from time to time by the federal Securities and Exchange Commission.

DAILY SUMMARY FOR MAY 2020

DATE	MNY MKT FUND EQUIV. [SEC Std.]	DAILY ALLOCATION FACTOR	INVESTED BALANCE	MARKET VALUE PER SHARE	WAM DAYS (1)*	WAL DAYS (2)*
5/1/2020	0.9198%	0.000025199	\$7,842,346,522.63	1.000634	54	86
5/2/2020	0.9198%	0.000025199	\$7,842,346,522.63	1.000634	54	86
5/3/2020	0.9198%	0.000025199	\$7,842,346,522.63	1.000634	54	86
5/4/2020	0.9046%	0.000024784	\$7,832,957,181.56	1.000661	55	87
5/5/2020	0.8914%	0.000024423	\$7,859,934,123.19	1.000747	56	87
5/6/2020	0.8986%	0.000024619	\$7,848,733,823.22	1.000765	54	85
5/7/2020	0.8892%	0.000024363	\$7,845,436,778.64	1.000789	54	86
5/8/2020	0.8913%	0.000024418	\$7,863,008,746.48	1.000753	53	86
5/9/2020	0.8913%	0.000024418	\$7,863,008,746.48	1.000753	53	86
5/10/2020	0.8913%	0.000024418	\$7,863,008,746.48	1.000753	53	86
5/11/2020	0.8771%	0.000024029	\$7,882,118,978.87	1.000791	53	85
5/12/2020	0.8444%	0.000023133	\$8,106,715,960.78	1.000859	52	83
5/13/2020	0.8364%	0.000022916	\$8,121,652,501.50	1.000856	56	88
5/14/2020	0.8397%	0.000023006	\$8,093,846,286.50	1.000884	56	89
5/15/2020	0.8229%	0.000022546	\$8,044,590,839.88	1.000843	53	86
5/16/2020	0.8229%	0.000022546	\$8,044,590,839.88	1.000843	53	86
5/17/2020	0.8229%	0.000022546	\$8,044,590,839.88	1.000843	53	86
5/18/2020	0.8170%	0.000022384	\$8,116,797,049.67	1.000836	53	86
5/19/2020	0.7914%	0.000021682	\$8,088,336,814.59	1.000835	52	86
5/20/2020	0.7679%	0.000021037	\$8,159,927,237.75	1.000820	53	86
5/21/2020	0.7546%	0.000020675	\$8,175,626,555.32	1.000823	54	86
5/22/2020	0.7386%	0.000020235	\$8,256,723,891.49	1.000765	51	82
5/23/2020	0.7386%	0.000020235	\$8,256,723,891.49	1.000765	51	82
5/24/2020	0.7386%	0.000020235	\$8,256,723,891.49	1.000765	51	82
5/25/2020	0.7386%	0.000020235	\$8,256,723,891.49	1.000765	51	82
5/26/2020	0.6999%	0.000019174	\$8,442,907,022.28	1.000767	53	83
5/27/2020	0.6993%	0.000019159	\$8,451,207,052.40	1.000782	54	83
5/28/2020	0.6974%	0.000019106	\$8,530,210,351.88	1.000765	57	86
5/29/2020	0.6981%	0.000019125	\$8,461,579,899.29	1.000753	55	87
5/30/2020	0.6981%	0.000019125	\$8,461,579,899.29	1.000753	55	87
5/31/2020	0.6981%	0.000019125	\$8,461,579,899.29	1.000753	55	87
Average	0.8116%	0.000022235	\$8,103,802,622.87		54	85

Prosperity Bank
Money Market Accounts
May 31, 2020

FUND	DESCRIPTION	BEGINNING BALANCE	DEPOSITS	WITH- DRAWALS	INTEREST	ENDING BALANCE
100	General Operating	76,007,499.36	17,179,241.01	35,030,587.29	41,844.26	58,197,997.34
150	Juvenile Operations	10,073,051.53	227,409.01	9,337,033.16	1,573.29	965,000.67
155	Road & Bridge	2,793,835.82	1,068,930.90	1,407,120.70	885.86	2,456,531.88
160	Drainage District	1,591,127.21	70,529.69	1,409,715.09	410.20	252,352.01
165	Lateral Road	1,184,783.69		-	413.44	1,185,197.13
170	Statue Restoration	4,604.06	-	-	1.61	4,605.67
175	City Water Assistance	21,809.44	260.00	644.53	7.54	21,432.45
185	Entex Contributions	4.71	-	-	-	4.71
190	H L & P Assistance	18,526.11	25,775.26	14,029.95	6.09	30,277.51
195	County Law Library	1,333,945.77	23,642.62	32,222.97	465.33	1,325,830.75
200	Law Enforcement Academy	522,342.92	6,321.39	75,028.44	169.19	453,805.06
205	Surface Water Supply Corp.	8,321.02	-	-	2.90	8,323.92
206	Industrial Development Corp	41,611.93	-	-	14.52	41,626.45
207	FBC Historical Commission	7,070.89	-	-	2.47	7,073.36
215	Library Donations	104,417.87	10,079.92	6.65	37.31	114,528.45
225	FBC Asset Forfeiture-Task-State	1,332,316.66	279,352.34	97,404.27	498.89	1,514,763.62
235	Probate Court Training	134,791.27	760.00	-	47.20	135,598.47
245	Alert Program-Juvenile	55,617.17	-	-	19.41	55,636.58
255	D A Asset Forfeiture-Fed.	55.33	-	-	0.02	55.35
265	Gus George Memorial	4,680.07	-	-	1.63	4,681.70
275	D A Special Fund Run	10,490.81	-	-	3.66	10,494.47
280	Co.Atty.Supplemental Salary	249,350.78	-	6,303.72	85.84	243,132.90
290	VIT Interest (Tax Coll)	98,477.73	4,156.57	-	35.16	102,669.46
300	FBC Elections	865,538.43	1,425.00	33,891.73	294.73	833,366.43
305	FBC Asset Forfeiture-Task-Fed.	44,239.59	-	-	15.44	44,255.03
310	Sheriff Ofc/Forfeiture-Assets-St.	781,996.49	38.00	3,000.00	272.52	779,307.01
315	Sheriff Ofc/Forfeiture-Assets-Fed.	247,831.53	8,641.19	659.46	88.70	255,901.96
320	Constable Pct. 2 F/A	24.02	-	-	0.01	24.03
322	Constable Pct 3 F/A	4,821.86	-	-	1.68	4,823.54
324	Constable Pct 1 F/A	86.70	-	-	0.03	86.73
332	Fire Marshal St. Ass't. Forfeiture	701.72	-	-	0.24	701.96
335	DA Asset Forfeiture-State	487,995.40	-	8,852.46	168.66	479,311.60
360	Law Enforcement Training	296,185.16	-	-	103.36	296,288.52
390	Child Protective Service IV-E	228,309.33	16.23	12,183.70	77.21	216,219.07

Prosperity Bank
Money Market Accounts
May 31, 2020

402	Hope 3 Program Sales	1,374.32	-	-	0.48	1,374.80
410	Child Support IVD Reimb.	330,385.10	1,553.56	-	115.38	332,054.04
415	Local Law Enf.Block Grant	35,191.20	-	3,615.33	12.12	31,587.99
440	Supervision	3,443,672.67	162,018.44	491,113.09	1,141.45	3,115,719.47
600/605	Debt Service Account	21,840,308.64	239,795.50	21,532,333.73	3,041.69	550,812.10
610	Drainage Debt Service	1,228,572.56	10,963.03	-	431.31	1,239,966.90
750	Mission Bend/Four Corners	967,693.80	-	252,539.87	318.01	715,471.94
756	2018 Facilities Bond Projects	17,789,552.84	588,924.37	14,341,218.42	3,239.29	4,040,498.08
758	2018 Mobility Projects	720,462.62	615,754.66	-	417.91	1,336,635.19
762	2020 Mobility Projects	183.37	-	183.37	0.01	0.01
766	2020 Mobility - Tx Heritage Pkwy	17,543,858.08	3,967,108.00	17,000,000.00	2,620.14	4,513,586.22
802	Sr. Lien Toll Rd Rev Bonds 2016	12,015,437.55	9,518.22	8,008,434.48	2,481.88	4,019,003.17
805	Grand Pkwy Toll RD Rev Bond	3,663,908.43	-	-	1,278.56	3,665,186.99
810	Toll Road Operations	11,065,620.31	4,576,986.56	13,795,219.88	3,997.43	1,851,384.42
815	Grand Pkwy Toll Road Ops	8,549,713.27	6,618,076.00	7,327,620.97	3,361.79	7,843,530.09
990	County's Cares Act	134,264,594.52	-	134,000,000.00	15,930.65	280,525.17
TREA	Treasurer's Account	318,126.05	20,780,392.59	18,881,400.96	626.77	2,217,744.45
INVE	FBC Investment Account	-	211,250,000.00	211,250,000.00	-	-
850M	Boon-Chapman Medical	754,705.38	4,000,000.00	2,458,238.61	570.21	2,297,036.98
850D	Boon-Chapman Dental	1,030,746.19	5,195.00	66,225.71	350.63	970,066.11
882	Boon-Chapman 125	187,458.57	71,595.64	49,693.50	67.60	209,428.31
884	Fee Officer's Account	1,759,480.72	1,082,046.32	979,954.33	-	1,861,572.71
912	JP Credit Card Processing	11,955.36	123,543.26	116,439.12	6.33	19,065.83
908	EMS Credit Card Processing	2,886.32	11,930.72	4,133.92	1.95	10,685.07
DACC	D A Credit Card Processing	201.96	3,367.00	2,567.74	0.11	1,001.33
PTCC	Public Transportation Credit Cards	475.49	646.32	867.37	0.07	254.51
CSCC	CSCD Credit Card	172,222.25	252,440.13	193,476.47	61.46	231,247.37
LBCC	Library Credit Card	10.42	3,275.69	2,792.01	0.26	494.36
JUCC	Juvenile Credit Card	220.24	3,933.74	3,721.28	0.22	432.92
SOCC	Sheriff Credit Card	21,894.10	25,884.52	27,418.62	6.10	20,366.10
TRCC	Toll Road Permit Credit Card	2,567.05	2,725.00	2,995.62	0.89	2,297.32
130	Assistant Dist Number 1	2,232,031.05	454,683.59	1,622,910.70	554.34	1,064,358.28
131	Assistant Dist Number 2	3,311,643.63	156,621.61	2,513,290.43	660.27	955,635.08
133	Assistant Dist Number 4	1,642,210.16	30,786.12	1,250,000.00	314.04	423,310.32
134	Assistant Dist Number 5	260,167.08	4,371.94	500.00	91.83	264,130.85

Prosperity Bank
Money Market Accounts
May 31, 2020

135	Assistant Dist Number 6	2,831,429.32	154,068.01	2,024,378.73	596.44	961,715.04
136	Assistant Dist Number 7	603,710.97	73,814.42	11,580.17	227.98	666,173.20
137	Assistant Dist Number 8	55,213.94	10,509.37	-	22.11	65,745.42
138	Assistant Dist Number 9	1,364,755.26	92,812.01	1,040,135.78	278.80	417,710.29
139	Assistant Dist Number 10	534,923.62	40,213.38	64,560.17	187.00	510,763.83
140	Assistant Dist Number 11	550,026.92	65,527.44	5,559.01	208.32	610,203.67
145	Emergency Svc Dist 100	1,551,294.42	-	-	541.34	1,551,835.76
CCCA	Non Fee Officer CC Clearing Acct	85,933.55	16,084.45	1,771.61	32.74	100,279.13
JPMT	Juror Payments	18,881.47	-	1,904.25	6.22	16,983.44
EPEC	Engineering Permitting E-Check	6,681.33	1,200.00	1.33	2.52	7,882.52
JE11	JP 1-1 E-Filing	306.08	2,808.00	2,655.08	0.12	459.12
JE12	JP 1-2 E-Filing	0.13	6,325.00	6,121.13	0.27	204.27
JE02	JP 2 E-Filing	66.10	3,146.50	2,910.10	0.16	302.66
JE03	JP 3 E-Filing	158.27	6,719.00	6,520.27	0.39	357.39
JE04	JP #4 E-Filing	827.19	7,036.25	7,276.44	0.37	587.37
	Total	351,330,202.25	274,440,980.49	506,822,963.72	91,354.36	119,039,573.38