

# Investment Report


## Ft. Bend County

04/01/21 - 04/30/21

This report summarizes the investment position of Ft. Bend County for the period 04/01/21 to 04/30/21.

	03/31/21	04/30/21
Book Value	601,107,708.10	563,422,633.67
Market Value	601,107,708.10	563,422,633.67
Par Value	601,107,708.10	563,422,633.67
Change in Market Value		0.01
Weighted Average Maturity (in Days)	0	0
Weighted Average Yield-to-Maturity of Portfolio	0.1322%	0.1118%
Yield-to-Maturity of 90 Day T-Bill	0.0130%	0.0150%
Accrued Interest		0.00


This report is presented in accordance with the Texas Government Code Title 10 Section 2256.023. The below signed hereby certify that, to the best of their knowledge on the date this report was created, Ft. Bend County is in compliance with the provisions of Government Code 2256 and with the stated policies and strategies of Ft. Bend County.



Director of Finance & Investments

8/5/2021

Date



County Treasurer

8/5/2021

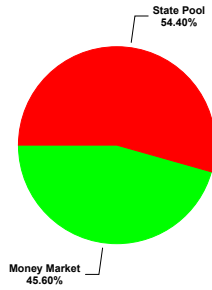
Date

# Investment Report

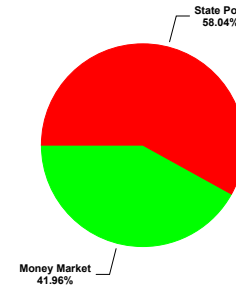
## Ft. Bend County

04/01/21 - 04/30/21


### Portfolio Composition - 03/31/21



### Portfolio Composition - 04/30/21




### Maturity Aging - 03/31/21 vs 04/30/21



■ Previous Period ■ Current Period

### Portfolio Performance - 04/01/21 to 04/30/21



— Portfolio — 90 Day T-Bill

# GASB 31 Compliance Ft. Bend County

Effective Interest - Actual Life  
Receipts in Period  
04/01/21 - 04/30/21

CUSIP	Invest Number	Security Description	Purchase Date	Sale Date	Valuation Method	Yield Earned	Price Source 04/01/21	Beginning Unit Price	Par Value On 04/01/21	Reported Value 04/01/21	Purchase Cost	Sales Proceeds	Ending Unit Price	Par Value On 04/30/21	Price Source 04/30/21	Reported Value 04/30/21	Change in Fair Value	Interest	Net Investment Income
MB02-MBIA General	AR-0015	State Pool	11/01/08	Open	Fair Value	0.0840	Manual	1.000000	156,011,574.42	156,011,574.42	0.00	-10,767.31	1.000000	156,022,341.73	Manual	156,022,341.73	0.00	10,767.31	10,767.31
MB03-MBIA Road & Bridge	AR-0016	State Pool	11/01/08	Open	Fair Value	0.0840	Manual	1.000000	7,575,213.23	7,575,213.23	0.00	-522.80	1.000000	7,575,736.03	Manual	7,575,736.03	0.00	522.80	522.80
MB04-MBIA Drainage	AR-0017	State Pool	11/01/08	Open	Fair Value	0.0840	Manual	1.000000	6,290,167.50	6,290,167.50	0.00	-434.12	1.000000	6,290,601.62	Manual	6,290,601.62	0.00	434.12	434.12
MB06-MBIA Toll Rd. Operations	AR-0019	State Pool	11/01/08	Open	Fair Value	0.0840	Manual	1.000000	43,981,874.17	43,981,874.17	0.00	-3,035.47	1.000000	43,984,909.64	Manual	43,984,909.64	0.00	3,035.47	3,035.47
TT00-TX TERM General	AR-0022	State Pool	11/01/08	Open	Fair Value	0.0454	Manual	1.000000	1,071.69	1,071.69	0.00	-0.04	1.000000	1,071.73	Manual	1,071.73	0.00	0.04	0.04
TT02-TX TERM Toll Rd. Operation	AR-0024	State Pool	11/01/08	Open	Fair Value	0.0455	Manual	1.000000	1,070.47	1,070.47	0.00	-0.04	1.000000	1,070.51	Manual	1,070.51	0.00	0.04	0.04
TT04-TX TERM Road & Bridge	AR-0026	State Pool	11/01/08	Open	Fair Value	0.0455	Manual	1.000000	1,068.52	1,068.52	0.00	-0.04	1.000000	1,068.56	Manual	1,068.56	0.00	0.04	0.04
TT05-TX TERM Drainage	AR-0027	State Pool	11/01/08	Open	Fair Value	0.0686	Manual	1.000000	354.48	354.48	0.00	0.00	1.000000	354.49	Manual	354.49	0.01	0.01	0.02
LOG1-Logic- General	AR-0028	State Pool	11/10/08	Open	Fair Value	0.0851	Manual	1.000000	742,878.70	742,878.70	0.00	-51.96	1.000000	742,930.66	Manual	742,930.66	0.00	51.96	51.96
LOG2-Logic-Toll Rd.Operations	AR-0029	State Pool	11/10/08	Open	Fair Value	0.0851	Manual	1.000000	35,118,300.29	35,118,300.29	0.00	-2,455.58	1.000000	35,120,755.87	Manual	35,120,755.87	0.00	2,455.58	2,455.58
LOG5-Logic-Drainage	AR-0032	State Pool	11/10/08	Open	Fair Value	0.0851	Manual	1.000000	522,218.16	522,218.16	0.00	-36.52	1.000000	522,254.68	Manual	522,254.68	0.00	36.52	36.52
LOG8-Logic-Road & Bridge	AR-0035	State Pool	11/10/08	Open	Fair Value	0.0851	Manual	1.000000	2,523,101.60	2,523,101.60	0.00	-176.44	1.000000	2,523,278.04	Manual	2,523,278.04	0.00	176.44	176.44
MB12-MBIA ESD 100 AGREEMENT	AR-0041	State Pool	08/31/16	Open	Fair Value	0.0840	Manual	1.000000	1,990,044.56	1,990,044.56	0.00	-137.37	1.000000	1,990,181.93	Manual	1,990,181.93	0.00	137.37	137.37
MB14-MBIA GR PARKWAY OPERATIONS	AR-0043	State Pool	08/31/16	Open	Fair Value	0.0840	Manual	1.000000	24,904,526.73	24,904,526.73	0.00	-1,718.83	1.000000	24,906,245.56	Manual	24,906,245.56	0.00	1,718.83	1,718.83
MB17 - SR LIEN BOND 2016	AR-0046	State Pool	12/09/16	Open	Fair Value	0.0840	Manual	1.000000	4,019,010.05	4,019,010.05	0.00	-277.37	1.000000	4,019,287.42	Manual	4,019,287.42	0.00	277.37	277.37
LO10-LOGIC-COUNTY'S CARE ACT	AR-0047	State Pool	05/12/20	Open	Fair Value	0.0490	Manual	1.000000	992.57	992.57	0.00	-0.04	1.000000	992.61	Manual	992.61	0.00	0.04	0.04
MB19-MBIA FBC ASSIST. DIST. #2	AR-0049	State Pool	05/13/20	Open	Fair Value	0.0840	Manual	1.000000	2,505,944.33	2,505,944.33	0.00	-172.94	1.000000	2,506,117.27	Manual	2,506,117.27	0.00	172.94	172.94
MB20- MBIA FBC ASSIST. DIST. #4	AR-0050	State Pool	05/13/20	Open	Fair Value	0.0840	Manual	1.000000	1,252,972.15	1,252,972.15	0.00	-86.46	1.000000	1,253,058.61	Manual	1,253,058.61	0.00	86.46	86.46
MB21-MBIA FBC ASSIST. DIST. #6	AR-0051	State Pool	05/13/20	Open	Fair Value	0.0840	Manual	1.000000	2,004,755.43	2,004,755.43	0.00	-138.36	1.000000	2,004,893.79	Manual	2,004,893.79	0.00	138.36	138.36
MB23-MBIA JUVENILE	AR-0053	State Pool	05/13/20	Open	Fair Value	0.0840	Manual	1.000000	5,514,491.22	5,514,491.22	0.00	-380.60	1.000000	5,514,871.82	Manual	5,514,871.82	0.00	380.60	380.60
MB24-MBIA DEBT SERVICE	AR-0054	State Pool	05/13/20	Open	Fair Value	0.0840	Manual	1.000000	11,006,433.86	11,006,433.86	0.00	-759.64	1.000000	11,007,193.50	Manual	11,007,193.50	0.00	759.64	759.64
MB25-MBIA DRAINAGE DEBT SERVICE	AR-0055	State Pool	05/13/20	Open	Fair Value	0.0840	Manual	1.000000	1,002,377.74	1,002,377.74	0.00	-69.19	1.000000	1,002,446.93	Manual	1,002,446.93	0.00	69.19	69.19
MB26-FACILITIES BOND 2018	AR-0056	State Pool	05/13/20	Open	Fair Value	0.0840	Manual	1.000000	10,033,276.40	10,033,276.40	0.00	-692.48	1.000000	10,033,968.88	Manual	10,033,968.88	0.00	692.48	692.48
MB27-MBIA TX HERITAGE PARKWAY	AR-0057	State Pool	05/13/20	Open	Fair Value	0.0840	Manual	1.000000	10,005,562.91	10,005,562.91	0.00	-690.49	1.000000	10,006,253.40	Manual	10,006,253.40	0.00	690.49	690.49
Cadence-Money Market Accts	AR-0058	Money Market	01/31/21	Open	Fair Value	0.1380	Manual	1.000000	274,098,426.92	274,098,426.92	0.00	37,707,678.53	1.000000	236,390,748.39	Manual	236,390,748.39	0.00	30,948.93	30,948.93
<b>Investment Total</b>						<b>0.1086</b>		<b>1.000000</b>	<b>601,107,708.10</b>	<b>601,107,708.10</b>	<b>0.00</b>	<b>37,685,074.44</b>	<b>1.000000</b>	<b>563,422,633.67</b>		<b>563,422,633.67</b>	<b>0.01</b>	<b>53,553.03</b>	<b>53,553.04</b>

# Portfolio Position

## Ft. Bend County

Effective Interest - Actual Life  
Receipts in Period  
04/01/21 - 04/30/21

CUSIP	Invest Number	Security Description	Purchase Date	Call Date	Par Value On 04/01/21	Par Value On 04/30/21	Market Val On 04/01/21	Market Val On 04/30/21	Purchase Cost	Sales Proceeds	Original Princ/Cost	Amor Value On 04/01/21	Amor Value On 04/30/21
<b>145 - ESD 100 Agreement</b>													
<b>State Pool</b>													
MB12-MBIA ESD 100 AGREEMENT	AR-0041	State Pool	08/31/16	Open	<u>1,990,044.56</u>	<u>1,990,181.93</u>	<u>1,990,044.56</u>	<u>1,990,181.93</u>	<u>0.00</u>	<u>0.00</u>	<u>3,900,000.00</u>	<u>1,990,044.56</u>	<u>1,990,181.93</u>
<b>State Pool Total</b>					<b><u>1,990,044.56</u></b>	<b><u>1,990,181.93</u></b>	<b><u>1,990,044.56</u></b>	<b><u>1,990,181.93</u></b>	<b><u>0.00</u></b>	<b><u>0.00</u></b>	<b><u>3,900,000.00</u></b>	<b><u>1,990,044.56</u></b>	<b><u>1,990,181.93</u></b>
<b>145 - ESD 100 Agreement Total</b>					<b><u>1,990,044.56</u></b>	<b><u>1,990,181.93</u></b>	<b><u>1,990,044.56</u></b>	<b><u>1,990,181.93</u></b>	<b><u>0.00</u></b>	<b><u>0.00</u></b>	<b><u>3,900,000.00</u></b>	<b><u>1,990,044.56</u></b>	<b><u>1,990,181.93</u></b>
<b>810 - FBC Toll Road Operations</b>													
<b>State Pool</b>													
TT02-TX TERM Toll Rd. Operation	AR-0024	State Pool	11/01/08	Open	<u>0.00</u>	<u>0.00</u>	<u>0.00</u>	<u>0.00</u>	<u>0.00</u>	<u>0.00</u>	<u>0.00</u>	<u>0.00</u>	<u>0.00</u>
<b>State Pool Total</b>					<b><u>0.00</u></b>	<b><u>0.00</u></b>	<b><u>0.00</u></b>	<b><u>0.00</u></b>	<b><u>0.00</u></b>	<b><u>0.00</u></b>	<b><u>0.00</u></b>	<b><u>0.00</u></b>	<b><u>0.00</u></b>
<b>810 - FBC Toll Road Operations Total</b>					<b><u>0.00</u></b>	<b><u>0.00</u></b>	<b><u>0.00</u></b>	<b><u>0.00</u></b>	<b><u>0.00</u></b>	<b><u>0.00</u></b>	<b><u>0.00</u></b>	<b><u>0.00</u></b>	<b><u>0.00</u></b>
<b>815 - Grand Parkway Operations</b>													
<b>State Pool</b>													
MB14-MBIA GR PARKWAY OPERATIONS	AR-0043	State Pool	08/31/16	Open	<u>24,904,526.73</u>	<u>24,906,245.56</u>	<u>24,904,526.73</u>	<u>24,906,245.56</u>	<u>0.00</u>	<u>0.00</u>	<u>8,500,000.00</u>	<u>24,904,526.73</u>	<u>24,906,245.56</u>
<b>State Pool Total</b>					<b><u>24,904,526.73</u></b>	<b><u>24,906,245.56</u></b>	<b><u>24,904,526.73</u></b>	<b><u>24,906,245.56</u></b>	<b><u>0.00</u></b>	<b><u>0.00</u></b>	<b><u>8,500,000.00</u></b>	<b><u>24,904,526.73</u></b>	<b><u>24,906,245.56</u></b>
<b>815 - Grand Parkway Operations Total</b>					<b><u>24,904,526.73</u></b>	<b><u>24,906,245.56</u></b>	<b><u>24,904,526.73</u></b>	<b><u>24,906,245.56</u></b>	<b><u>0.00</u></b>	<b><u>0.00</u></b>	<b><u>8,500,000.00</u></b>	<b><u>24,904,526.73</u></b>	<b><u>24,906,245.56</u></b>
<b>LO10 - LOGIC COUNTYS CARES ACT</b>													
<b>State Pool</b>													
LO10-LOGIC-COUNTY'S CARE ACT	AR-0047	State Pool	05/12/20	Open	<u>992.57</u>	<u>992.61</u>	<u>992.57</u>	<u>992.61</u>	<u>0.00</u>	<u>0.00</u>	<u>67,000,000.00</u>	<u>992.57</u>	<u>992.61</u>
<b>State Pool Total</b>					<b><u>992.57</u></b>	<b><u>992.61</u></b>	<b><u>992.57</u></b>	<b><u>992.61</u></b>	<b><u>0.00</u></b>	<b><u>0.00</u></b>	<b><u>67,000,000.00</u></b>	<b><u>992.57</u></b>	<b><u>992.61</u></b>
<b>LO10 - LOGIC COUNTYS CARES ACT Total</b>					<b><u>992.57</u></b>	<b><u>992.61</u></b>	<b><u>992.57</u></b>	<b><u>992.61</u></b>	<b><u>0.00</u></b>	<b><u>0.00</u></b>	<b><u>67,000,000.00</u></b>	<b><u>992.57</u></b>	<b><u>992.61</u></b>
<b>LOG5 - LOGIC DRAINAGE</b>													
<b>State Pool</b>													
LOG5-Logic-Drainage	AR-0032	State Pool	11/10/08	Open	<u>522,218.16</u>	<u>522,254.68</u>	<u>522,218.16</u>	<u>522,254.68</u>	<u>0.00</u>	<u>0.00</u>	<u>500,000.00</u>	<u>522,218.16</u>	<u>522,254.68</u>
<b>State Pool Total</b>					<b><u>522,218.16</u></b>	<b><u>522,254.68</u></b>	<b><u>522,218.16</u></b>	<b><u>522,254.68</u></b>	<b><u>0.00</u></b>	<b><u>0.00</u></b>	<b><u>500,000.00</u></b>	<b><u>522,218.16</u></b>	<b><u>522,254.68</u></b>
<b>LOG5 - LOGIC DRAINAGE Total</b>					<b><u>522,218.16</u></b>	<b><u>522,254.68</u></b>	<b><u>522,218.16</u></b>	<b><u>522,254.68</u></b>	<b><u>0.00</u></b>	<b><u>0.00</u></b>	<b><u>500,000.00</u></b>	<b><u>522,218.16</u></b>	<b><u>522,254.68</u></b>
<b>LOG1 - LOGIC GENERAL</b>													
<b>State Pool</b>													
LOG1-Logic-General	AR-0028	State Pool	11/10/08	Open	<u>742,878.70</u>	<u>742,930.66</u>	<u>742,878.70</u>	<u>742,930.66</u>	<u>0.00</u>	<u>0.00</u>	<u>10,000,000.00</u>	<u>742,878.70</u>	<u>742,930.66</u>
<b>State Pool Total</b>					<b><u>742,878.70</u></b>	<b><u>742,930.66</u></b>	<b><u>742,878.70</u></b>	<b><u>742,930.66</u></b>	<b><u>0.00</u></b>	<b><u>0.00</u></b>	<b><u>10,000,000.00</u></b>	<b><u>742,878.70</u></b>	<b><u>742,930.66</u></b>
<b>LOG1 - LOGIC GENERAL Total</b>					<b><u>742,878.70</u></b>	<b><u>742,930.66</u></b>	<b><u>742,878.70</u></b>	<b><u>742,930.66</u></b>	<b><u>0.00</u></b>	<b><u>0.00</u></b>	<b><u>10,000,000.00</u></b>	<b><u>742,878.70</u></b>	<b><u>742,930.66</u></b>
<b>LOG8 - LOGIC ROAD &amp; BRIDGE</b>													
<b>State Pool</b>													
LOG8-Logic-Road & Bridge	AR-0035	State Pool	11/10/08	Open	<u>2,523,101.60</u>	<u>2,523,278.04</u>	<u>2,523,101.60</u>	<u>2,523,278.04</u>	<u>0.00</u>	<u>0.00</u>	<u>1,000,000.00</u>	<u>2,523,101.60</u>	<u>2,523,278.04</u>
<b>State Pool Total</b>					<b><u>2,523,101.60</u></b>	<b><u>2,523,278.04</u></b>	<b><u>2,523,101.60</u></b>	<b><u>2,523,278.04</u></b>	<b><u>0.00</u></b>	<b><u>0.00</u></b>	<b><u>1,000,000.00</u></b>	<b><u>2,523,101.60</u></b>	<b><u>2,523,278.04</u></b>
<b>LOG8 - LOGIC ROAD &amp; BRIDGE Total</b>					<b><u>2,523,101.60</u></b>	<b><u>2,523,278.04</u></b>	<b><u>2,523,101.60</u></b>	<b><u>2,523,278.04</u></b>	<b><u>0.00</u></b>	<b><u>0.00</u></b>	<b><u>1,000,000.00</u></b>	<b><u>2,523,101.60</u></b>	<b><u>2,523,278.04</u></b>
<b>LOG2 - LOGIC TOLL OPERATIONS</b>													
<b>State Pool</b>													
LOG2-Logic-Toll Rd. Operations	AR-0029	State Pool	11/10/08	Open	<u>35,118,300.29</u>	<u>35,120,755.87</u>	<u>35,118,300.29</u>	<u>35,120,755.87</u>	<u>0.00</u>	<u>0.00</u>	<u>2,000,000.00</u>	<u>35,118,300.29</u>	<u>35,120,755.87</u>
<b>State Pool Total</b>					<b><u>35,118,300.29</u></b>	<b><u>35,120,755.87</u></b>	<b><u>35,118,300.29</u></b>	<b><u>35,120,755.87</u></b>	<b><u>0.00</u></b>	<b><u>0.00</u></b>	<b><u>2,000,000.00</u></b>	<b><u>35,118,300.29</u></b>	<b><u>35,120,755.87</u></b>
<b>LOG2 - LOGIC TOLL OPERATIONS Total</b>					<b><u>35,118,300.29</u></b>	<b><u>35,120,755.87</u></b>	<b><u>35,118,300.29</u></b>	<b><u>35,120,755.87</u></b>	<b><u>0.00</u></b>	<b><u>0.00</u></b>	<b><u>2,000,000.00</u></b>	<b><u>35,118,300.29</u></b>	<b><u>35,120,755.87</u></b>
<b>MB21 - MBIA ASSIST DIST #6</b>													
<b>State Pool</b>													
MB21-MBIA FBC ASSIST. DIST. #6	AR-0051	State Pool	05/13/20	Open	<u>2,004,755.43</u>	<u>2,004,893.79</u>	<u>2,004,755.43</u>	<u>2,004,893.79</u>	<u>0.00</u>	<u>0.00</u>	<u>2,000,000.00</u>	<u>2,004,755.43</u>	<u>2,004,893.79</u>
<b>State Pool Total</b>					<b><u>2,004,755.43</u></b>	<b><u>2,004,893.79</u></b>	<b><u>2,004,755.43</u></b>	<b><u>2,004,893.79</u></b>	<b><u>0.00</u></b>	<b><u>0.00</u></b>	<b><u>2,000,000.00</u></b>	<b><u>2,004,755.43</u></b>	<b><u>2,004,893.79</u></b>
<b>MB21 - MBIA ASSIST DIST #6 Total</b>					<b><u>2,004,755.43</u></b>	<b><u>2,004,893.79</u></b>	<b><u>2,004,755.43</u></b>	<b><u>2,004,893.79</u></b>	<b><u>0.00</u></b>	<b><u>0.00</u></b>	<b><u>2,000,000.00</u></b>	<b><u>2,004,755.43</u></b>	<b><u>2,004,893.79</u></b>
<b>MB24 - MBIA DEBT SERVICE</b>													
<b>State Pool</b>													
MB24-MBIA DEBT SERVICE	AR-0054	State Pool	05/13/20	Open	<u>11,006,433.86</u>	<u>11,007,193.50</u>	<u>11,006,433.86</u>	<u>11,007,193.50</u>	<u>0.00</u>	<u>0.00</u>	<u>21,000,000.00</u>	<u>11,006,433.86</u>	<u>11,007,193.50</u>
<b>State Pool Total</b>					<b><u>11,006,433.86</u></b>	<b><u>11,007,193.50</u></b>	<b><u>11,006,433.86</u></b>	<b><u>11,007,193.50</u></b>	<b><u>0.00</u></b>	<b><u>0.00</u></b>	<b><u>21,000,000.00</u></b>	<b><u>11,006,433.86</u></b>	<b><u>11,007,193.50</u></b>

# Portfolio Position

## Ft. Bend County

Effective Interest - Actual Life  
Receipts in Period  
04/01/21 - 04/30/21

CUSIP	Invest Number	Security Description	Purchase Date	Call Date	Par Value On 04/01/21	Par Value On 04/30/21	Market Val On 04/01/21	Market Val On 04/30/21	Purchase Cost	Sales Proceeds	Original Princ/Cost	Amor Value On 04/01/21	Amor Value On 04/30/21
<b>MB24 - MBIA DEBT SERVICE Total</b>					<u>11,006,433.86</u>	<u>11,007,193.50</u>	<u>11,006,433.86</u>	<u>11,007,193.50</u>	<u>0.00</u>	<u>0.00</u>	<u>21,000,000.00</u>	<u>11,006,433.86</u>	<u>11,007,193.50</u>
<b>MB04 - MBIA DRAINAGE</b>													
<b>State Pool</b>													
MB04-MBIA Drainage	AR-0017	State Pool	11/01/08	Open	6,290,167.50	6,290,601.62	6,290,167.50	6,290,601.62	0.00	0.00	1,267,218.21	6,290,167.50	6,290,601.62
<b>State Pool Total</b>					<u>6,290,167.50</u>	<u>6,290,601.62</u>	<u>6,290,167.50</u>	<u>6,290,601.62</u>	<u>0.00</u>	<u>0.00</u>	<u>1,267,218.21</u>	<u>6,290,167.50</u>	<u>6,290,601.62</u>
<b>MB04 - MBIA DRAINAGE Total</b>					<u>6,290,167.50</u>	<u>6,290,601.62</u>	<u>6,290,167.50</u>	<u>6,290,601.62</u>	<u>0.00</u>	<u>0.00</u>	<u>1,267,218.21</u>	<u>6,290,167.50</u>	<u>6,290,601.62</u>
<b>MB25 - MBIA DRAINAGE DEBT SERVICE</b>													
<b>State Pool</b>													
MB25-MBIA DRAINAGE DEBT SERVICE	AR-0055	State Pool	05/13/20	Open	1,002,377.74	1,002,446.93	1,002,377.74	1,002,446.93	0.00	0.00	1,000,000.00	1,002,377.74	1,002,446.93
<b>State Pool Total</b>					<u>1,002,377.74</u>	<u>1,002,446.93</u>	<u>1,002,377.74</u>	<u>1,002,446.93</u>	<u>0.00</u>	<u>0.00</u>	<u>1,000,000.00</u>	<u>1,002,377.74</u>	<u>1,002,446.93</u>
<b>MB25 - MBIA DRAINAGE DEBT SERVICE Total</b>					<u>1,002,377.74</u>	<u>1,002,446.93</u>	<u>1,002,377.74</u>	<u>1,002,446.93</u>	<u>0.00</u>	<u>0.00</u>	<u>1,000,000.00</u>	<u>1,002,377.74</u>	<u>1,002,446.93</u>
<b>MB26 - MBIA FACILITIES BOND 2018</b>													
<b>State Pool</b>													
MB26-FACILITIES BOND 2018	AR-0056	State Pool	05/13/20	Open	10,033,276.40	10,033,968.88	10,033,276.40	10,033,968.88	0.00	0.00	14,000,000.00	10,033,276.40	10,033,968.88
<b>State Pool Total</b>					<u>10,033,276.40</u>	<u>10,033,968.88</u>	<u>10,033,276.40</u>	<u>10,033,968.88</u>	<u>0.00</u>	<u>0.00</u>	<u>14,000,000.00</u>	<u>10,033,276.40</u>	<u>10,033,968.88</u>
<b>MB26 - MBIA FACILITIES BOND 2018 Total</b>					<u>10,033,276.40</u>	<u>10,033,968.88</u>	<u>10,033,276.40</u>	<u>10,033,968.88</u>	<u>0.00</u>	<u>0.00</u>	<u>14,000,000.00</u>	<u>10,033,276.40</u>	<u>10,033,968.88</u>
<b>MB19 - MBIA FBC ASSIST DIST #2</b>													
<b>State Pool</b>													
MB19-MBIA FBC ASSIST. DIST. #2	AR-0049	State Pool	05/13/20	Open	2,505,944.33	2,506,117.27	2,505,944.33	2,506,117.27	0.00	0.00	2,500,000.00	2,505,944.33	2,506,117.27
<b>State Pool Total</b>					<u>2,505,944.33</u>	<u>2,506,117.27</u>	<u>2,505,944.33</u>	<u>2,506,117.27</u>	<u>0.00</u>	<u>0.00</u>	<u>2,500,000.00</u>	<u>2,505,944.33</u>	<u>2,506,117.27</u>
<b>MB19 - MBIA FBC ASSIST DIST #2 Total</b>					<u>2,505,944.33</u>	<u>2,506,117.27</u>	<u>2,505,944.33</u>	<u>2,506,117.27</u>	<u>0.00</u>	<u>0.00</u>	<u>2,500,000.00</u>	<u>2,505,944.33</u>	<u>2,506,117.27</u>
<b>MB20 - MBIA FBC ASSIST DIST #4</b>													
<b>State Pool</b>													
MB20- MBIA FBC ASSIST. DIST. #4	AR-0050	State Pool	05/13/20	Open	1,252,972.15	1,253,058.61	1,252,972.15	1,253,058.61	0.00	0.00	1,250,000.00	1,252,972.15	1,253,058.61
<b>State Pool Total</b>					<u>1,252,972.15</u>	<u>1,253,058.61</u>	<u>1,252,972.15</u>	<u>1,253,058.61</u>	<u>0.00</u>	<u>0.00</u>	<u>1,250,000.00</u>	<u>1,252,972.15</u>	<u>1,253,058.61</u>
<b>MB20 - MBIA FBC ASSIST DIST #4 Total</b>					<u>1,252,972.15</u>	<u>1,253,058.61</u>	<u>1,252,972.15</u>	<u>1,253,058.61</u>	<u>0.00</u>	<u>0.00</u>	<u>1,250,000.00</u>	<u>1,252,972.15</u>	<u>1,253,058.61</u>
<b>MB02 - MBIA GENERAL</b>													
<b>State Pool</b>													
MB02-MBIA General	AR-0015	State Pool	11/01/08	Open	156,011,574.42	156,022,341.73	156,011,574.42	156,022,341.73	0.00	0.00	17,374,917.83	156,011,574.42	156,022,341.73
<b>State Pool Total</b>					<u>156,011,574.42</u>	<u>156,022,341.73</u>	<u>156,011,574.42</u>	<u>156,022,341.73</u>	<u>0.00</u>	<u>0.00</u>	<u>17,374,917.83</u>	<u>156,011,574.42</u>	<u>156,022,341.73</u>
<b>MB02 - MBIA GENERAL Total</b>					<u>156,011,574.42</u>	<u>156,022,341.73</u>	<u>156,011,574.42</u>	<u>156,022,341.73</u>	<u>0.00</u>	<u>0.00</u>	<u>17,374,917.83</u>	<u>156,011,574.42</u>	<u>156,022,341.73</u>
<b>MB23 - MBIA JUVENILE</b>													
<b>State Pool</b>													
MB23-MBIA JUVENILE	AR-0053	State Pool	05/13/20	Open	5,514,491.22	5,514,871.82	5,514,491.22	5,514,871.82	0.00	0.00	8,000,000.00	5,514,491.22	5,514,871.82
<b>State Pool Total</b>					<u>5,514,491.22</u>	<u>5,514,871.82</u>	<u>5,514,491.22</u>	<u>5,514,871.82</u>	<u>0.00</u>	<u>0.00</u>	<u>8,000,000.00</u>	<u>5,514,491.22</u>	<u>5,514,871.82</u>
<b>MB23 - MBIA JUVENILE Total</b>					<u>5,514,491.22</u>	<u>5,514,871.82</u>	<u>5,514,491.22</u>	<u>5,514,871.82</u>	<u>0.00</u>	<u>0.00</u>	<u>8,000,000.00</u>	<u>5,514,491.22</u>	<u>5,514,871.82</u>
<b>MB03 - MBIA ROAD &amp; BRIDGE</b>													
<b>State Pool</b>													
MB03-MBIA Road & Bridge	AR-0016	State Pool	11/01/08	Open	7,575,213.23	7,575,736.03	7,575,213.23	7,575,736.03	0.00	0.00	2,856,438.24	7,575,213.23	7,575,736.03
<b>State Pool Total</b>					<u>7,575,213.23</u>	<u>7,575,736.03</u>	<u>7,575,213.23</u>	<u>7,575,736.03</u>	<u>0.00</u>	<u>0.00</u>	<u>2,856,438.24</u>	<u>7,575,213.23</u>	<u>7,575,736.03</u>
<b>MB03 - MBIA ROAD &amp; BRIDGE Total</b>					<u>7,575,213.23</u>	<u>7,575,736.03</u>	<u>7,575,213.23</u>	<u>7,575,736.03</u>	<u>0.00</u>	<u>0.00</u>	<u>2,856,438.24</u>	<u>7,575,213.23</u>	<u>7,575,736.03</u>
<b>MB06 - MBIA TOLL RD OPERATIONS</b>													
<b>State Pool</b>													
MB06-MBIA Toll Rd. Operations	AR-0019	State Pool	11/01/08	Open	43,981,874.17	43,984,909.64	43,981,874.17	43,984,909.64	0.00	0.00	3,143,377.27	43,981,874.17	43,984,909.64
<b>State Pool Total</b>					<u>43,981,874.17</u>	<u>43,984,909.64</u>	<u>43,981,874.17</u>	<u>43,984,909.64</u>	<u>0.00</u>	<u>0.00</u>	<u>3,143,377.27</u>	<u>43,981,874.17</u>	<u>43,984,909.64</u>
<b>MB06 - MBIA TOLL RD OPERATIONS Total</b>					<u>43,981,874.17</u>	<u>43,984,909.64</u>	<u>43,981,874.17</u>	<u>43,984,909.64</u>	<u>0.00</u>	<u>0.00</u>	<u>3,143,377.27</u>	<u>43,981,874.17</u>	<u>43,984,909.64</u>
<b>MB27 - MBIA TX HERITAGE PARKWAY 2020</b>													
<b>State Pool</b>													
MB27-MBIA TX HERITAGE PARKWAY	AR-0057	State Pool	05/13/20	Open	10,005,562.91	10,006,253.40	10,005,562.91	10,006,253.40	0.00	0.00	17,000,000.00	10,005,562.91	10,006,253.40

# Portfolio Position

## Ft. Bend County

Effective Interest - Actual Life  
Receipts in Period  
04/01/21 - 04/30/21

6

CUSIP	Invest Number	Security Description	Purchase Date	Call Date	Par Value On 04/01/21	Par Value On 04/30/21	Market Val On 04/01/21	Market Val On 04/30/21	Purchase Cost	Sales Proceeds	Original Princ/Cost	Amor Value On 04/01/21	Amor Value On 04/30/21
<b>State Pool Total</b>					<b>10,005,562.91</b>	<b>10,006,253.40</b>	<b>10,005,562.91</b>	<b>10,006,253.40</b>	<b>0.00</b>	<b>0.00</b>	<b>17,000,000.00</b>	<b>10,005,562.91</b>	<b>10,006,253.40</b>
<b>MB27 - MBIA TX HERITAGE PARKWAY 2020 Total</b>					<b>10,005,562.91</b>	<b>10,006,253.40</b>	<b>10,005,562.91</b>	<b>10,006,253.40</b>	<b>0.00</b>	<b>0.00</b>	<b>17,000,000.00</b>	<b>10,005,562.91</b>	<b>10,006,253.40</b>
<b>802 - Sr Lien 2016</b>													
<b>State Pool</b>													
MB17 - SR LIEN BOND 2016	AR-0046	State Pool	12/09/16	Open	4,019,010.05	4,019,287.42	4,019,010.05	4,019,287.42	0.00	0.00	35,000,000.00	4,019,010.05	4,019,287.42
<b>State Pool Total</b>					<b>4,019,010.05</b>	<b>4,019,287.42</b>	<b>4,019,010.05</b>	<b>4,019,287.42</b>	<b>0.00</b>	<b>0.00</b>	<b>35,000,000.00</b>	<b>4,019,010.05</b>	<b>4,019,287.42</b>
<b>802 - Sr Lien 2016 Total</b>					<b>4,019,010.05</b>	<b>4,019,287.42</b>	<b>4,019,010.05</b>	<b>4,019,287.42</b>	<b>0.00</b>	<b>0.00</b>	<b>35,000,000.00</b>	<b>4,019,010.05</b>	<b>4,019,287.42</b>
<b>TT05 - TEXAS TERM DRAINAGE</b>													
<b>State Pool</b>													
TT05-TX TERM Drainage	AR-0027	State Pool	11/01/08	Open	354.48	354.49	354.48	354.49	0.00	0.00	109,774.61	354.48	354.49
<b>State Pool Total</b>					<b>354.48</b>	<b>354.49</b>	<b>354.48</b>	<b>354.49</b>	<b>0.00</b>	<b>0.00</b>	<b>109,774.61</b>	<b>354.48</b>	<b>354.49</b>
<b>TT05 - TEXAS TERM DRAINAGE Total</b>					<b>354.48</b>	<b>354.49</b>	<b>354.48</b>	<b>354.49</b>	<b>0.00</b>	<b>0.00</b>	<b>109,774.61</b>	<b>354.48</b>	<b>354.49</b>
<b>TT00 - TEXAS TERM GENERAL</b>													
<b>State Pool</b>													
TT00-TX TERM General	AR-0022	State Pool	11/01/08	Open	1,071.69	1,071.73	1,071.69	1,071.73	0.00	0.00	10,006,437.87	1,071.69	1,071.73
<b>State Pool Total</b>					<b>1,071.69</b>	<b>1,071.73</b>	<b>1,071.69</b>	<b>1,071.73</b>	<b>0.00</b>	<b>0.00</b>	<b>10,006,437.87</b>	<b>1,071.69</b>	<b>1,071.73</b>
<b>TT00 - TEXAS TERM GENERAL Total</b>					<b>1,071.69</b>	<b>1,071.73</b>	<b>1,071.69</b>	<b>1,071.73</b>	<b>0.00</b>	<b>0.00</b>	<b>10,006,437.87</b>	<b>1,071.69</b>	<b>1,071.73</b>
<b>TT04 - TEXAS TERM ROAD &amp; BRIDGE</b>													
<b>State Pool</b>													
TT04-TX TERM Road & Bridge	AR-0026	State Pool	11/01/08	Open	1,068.52	1,068.56	1,068.52	1,068.56	0.00	0.00	10,463.28	1,068.52	1,068.56
<b>State Pool Total</b>					<b>1,068.52</b>	<b>1,068.56</b>	<b>1,068.52</b>	<b>1,068.56</b>	<b>0.00</b>	<b>0.00</b>	<b>10,463.28</b>	<b>1,068.52</b>	<b>1,068.56</b>
<b>TT04 - TEXAS TERM ROAD &amp; BRIDGE Total</b>					<b>1,068.52</b>	<b>1,068.56</b>	<b>1,068.52</b>	<b>1,068.56</b>	<b>0.00</b>	<b>0.00</b>	<b>10,463.28</b>	<b>1,068.52</b>	<b>1,068.56</b>
<b>TT02 - TEXAS TERM TOLL OPERATIONS</b>													
<b>State Pool</b>													
TT02-TX TERM Toll Rd. Operation	AR-0024	State Pool	11/01/08	Open	1,070.47	1,070.51	1,070.47	1,070.51	0.00	0.00	0.00	1,070.47	1,070.51
<b>State Pool Total</b>					<b>1,070.47</b>	<b>1,070.51</b>	<b>1,070.47</b>	<b>1,070.51</b>	<b>0.00</b>	<b>0.00</b>	<b>0.00</b>	<b>1,070.47</b>	<b>1,070.51</b>
<b>TT02 - TEXAS TERM TOLL OPERATIONS Total</b>					<b>1,070.47</b>	<b>1,070.51</b>	<b>1,070.47</b>	<b>1,070.51</b>	<b>0.00</b>	<b>0.00</b>	<b>0.00</b>	<b>1,070.47</b>	<b>1,070.51</b>
<b>09 - Temporary Holding</b>													
<b>Money Market</b>													
Cadence-Money Market Accts	AR-0058	Money Market	01/31/21	Open	274,098,426.92	236,390,748.39	274,098,426.92	236,390,748.39	0.00	0.00	210,194,488.52	274,098,426.92	236,390,748.39
<b>Money Market Total</b>					<b>274,098,426.92</b>	<b>236,390,748.39</b>	<b>274,098,426.92</b>	<b>236,390,748.39</b>	<b>0.00</b>	<b>0.00</b>	<b>210,194,488.52</b>	<b>274,098,426.92</b>	<b>236,390,748.39</b>
<b>09 - Temporary Holding Total</b>					<b>274,098,426.92</b>	<b>236,390,748.39</b>	<b>274,098,426.92</b>	<b>236,390,748.39</b>	<b>0.00</b>	<b>0.00</b>	<b>210,194,488.52</b>	<b>274,098,426.92</b>	<b>236,390,748.39</b>
<b>Combined Port</b>													
<b>Money Market</b>													
Cadence-Money Market Accts	AR-0058	Money Market	01/31/21	Open	274,098,426.92	236,390,748.39	274,098,426.92	236,390,748.39	0.00	0.00	210,194,488.52	274,098,426.92	236,390,748.39
<b>Money Market Total</b>					<b>274,098,426.92</b>	<b>236,390,748.39</b>	<b>274,098,426.92</b>	<b>236,390,748.39</b>	<b>0.00</b>	<b>0.00</b>	<b>210,194,488.52</b>	<b>274,098,426.92</b>	<b>236,390,748.39</b>
<b>State Pool</b>													
LO10-LOGIC-COUNTY'S CARE ACT	AR-0047	State Pool	05/12/20	Open	992.57	992.61	992.57	992.61	0.00	0.00	67,000,000.00	992.57	992.61
LOG1-Logic- General	AR-0028	State Pool	11/10/08	Open	742,878.70	742,930.66	742,878.70	742,930.66	0.00	0.00	10,000,000.00	742,878.70	742,930.66
LOG2-Logic-Toll Rd.Operations	AR-0029	State Pool	11/10/08	Open	35,118,300.29	35,120,755.87	35,118,300.29	35,120,755.87	0.00	0.00	2,000,000.00	35,118,300.29	35,120,755.87
LOG5-Logic-Drainage	AR-0032	State Pool	11/10/08	Open	522,218.16	522,254.68	522,218.16	522,254.68	0.00	0.00	500,000.00	522,218.16	522,254.68
LOG8-Logic-Road & Bridge	AR-0035	State Pool	11/10/08	Open	2,523,101.60	2,523,278.04	2,523,101.60	2,523,278.04	0.00	0.00	1,000,000.00	2,523,101.60	2,523,278.04
MB02-MBIA General	AR-0015	State Pool	11/01/08	Open	156,011,574.42	156,022,341.73	156,011,574.42	156,022,341.73	0.00	0.00	17,374,917.83	156,011,574.42	156,022,341.73
MB03-MBIA Road & Bridge	AR-0016	State Pool	11/01/08	Open	7,575,213.23	7,575,736.03	7,575,213.23	7,575,736.03	0.00	0.00	2,856,438.24	7,575,213.23	7,575,736.03
MB04-MBIA Drainage	AR-0017	State Pool	11/01/08	Open	6,290,167.50	6,290,601.62	6,290,167.50	6,290,601.62	0.00	0.00	1,267,218.21	6,290,167.50	6,290,601.62
MB06-MBIA Toll Rd. Operations	AR-0019	State Pool	11/01/08	Open	43,981,874.17	43,984,909.64	43,981,874.17	43,984,909.64	0.00	0.00	3,143,377.27	43,981,874.17	43,984,909.64
MB12-MBIA ESD 100 AGREEMENT	AR-0041	State Pool	08/31/16	Open	1,990,044.56	1,990,181.93	1,990,044.56	1,990,181.93	0.00	0.00	3,900,000.00	1,990,044.56	1,990,181.93
MB14-MBIA GR PARKWAY OPERATIONS	AR-0043	State Pool	08/31/16	Open	24,904,526.73	24,906,245.56	24,904,526.73	24,906,245.56	0.00	0.00	8,500,000.00	24,904,526.73	24,906,245.56
MB17 - SR LIEN BOND 2016	AR-0046	State Pool	12/09/16	Open	4,019,010.05	4,019,287.42	4,019,010.05	4,019,287.42	0.00	0.00	35,000,000.00	4,019,010.05	4,019,287.42

**Portfolio Position**  
**Ft. Bend County**  
Effective Interest - Actual Life  
Receipts in Period  
04/01/21 - 04/30/21

7

CUSIP	Invest Number	Security Description	Purchase Date	Call Date	Par Value On 04/01/21	Par Value On 04/30/21	Market Val On 04/01/21	Market Val On 04/30/21	Purchase Cost	Sales Proceeds	Original Princ/Cost	Amor Value On 04/01/21	Amor Value On 04/30/21
MB19-MBIA FBC ASSIST. DIST. #2	AR-0049	State Pool	05/13/20	Open	2,505,944.33	2,506,117.27	2,505,944.33	2,506,117.27	0.00	0.00	2,500,000.00	2,505,944.33	2,506,117.27
MB20-MBIA FBC ASSIST. DIST. #4	AR-0050	State Pool	05/13/20	Open	1,252,972.15	1,253,058.61	1,252,972.15	1,253,058.61	0.00	0.00	1,250,000.00	1,252,972.15	1,253,058.61
MB21-MBIA FBC ASSIST. DIST. #6	AR-0051	State Pool	05/13/20	Open	2,004,755.43	2,004,893.79	2,004,755.43	2,004,893.79	0.00	0.00	2,000,000.00	2,004,755.43	2,004,893.79
MB23-MBIA JUVENILE	AR-0053	State Pool	05/13/20	Open	5,514,491.22	5,514,871.82	5,514,491.22	5,514,871.82	0.00	0.00	8,000,000.00	5,514,491.22	5,514,871.82
MB24-MBIA DEBT SERVICE	AR-0054	State Pool	05/13/20	Open	11,006,433.86	11,007,193.50	11,006,433.86	11,007,193.50	0.00	0.00	21,000,000.00	11,006,433.86	11,007,193.50
MB25-MBIA DRAINAGE DEBT SERVICE	AR-0055	State Pool	05/13/20	Open	1,002,377.74	1,002,446.93	1,002,377.74	1,002,446.93	0.00	0.00	1,000,000.00	1,002,377.74	1,002,446.93
MB26-FACILITIES BOND 2018	AR-0056	State Pool	05/13/20	Open	10,033,276.40	10,033,968.88	10,033,276.40	10,033,968.88	0.00	0.00	14,000,000.00	10,033,276.40	10,033,968.88
MB27-MBIA TX HERITAGE PARKWAY	AR-0057	State Pool	05/13/20	Open	10,005,562.91	10,006,253.40	10,005,562.91	10,006,253.40	0.00	0.00	17,000,000.00	10,005,562.91	10,006,253.40
TT00-TX TERM General	AR-0022	State Pool	11/01/08	Open	1,071.69	1,071.73	1,071.69	1,071.73	0.00	0.00	10,006,437.87	1,071.69	1,071.73
TT02-TX TERM Toll Rd. Operation	AR-0024	State Pool	11/01/08	Open	1,070.47	1,070.51	1,070.47	1,070.51	0.00	0.00	0.00	1,070.47	1,070.51
TT04-TX TERM Road & Bridge	AR-0026	State Pool	11/01/08	Open	1,068.52	1,068.56	1,068.52	1,068.56	0.00	0.00	10,463.28	1,068.52	1,068.56
TT05-TX TERM Drainage	AR-0027	State Pool	11/01/08	Open	354.48	354.49	354.48	354.49	0.00	0.00	109,774.61	354.48	354.49
<b>State Pool Total</b>					<b>327,009,281.18</b>	<b>327,031,885.28</b>	<b>327,009,281.18</b>	<b>327,031,885.28</b>	<b>0.00</b>	<b>0.00</b>	<b>229,418,627.31</b>	<b>327,009,281.18</b>	<b>327,031,885.28</b>
<b>Combined Port Total</b>					<b>601,107,708.10</b>	<b>563,422,633.67</b>	<b>601,107,708.10</b>	<b>563,422,633.67</b>	<b>0.00</b>	<b>0.00</b>	<b>439,613,115.83</b>	<b>601,107,708.10</b>	<b>563,422,633.67</b>

# Earnings and Yields Summary

## Ft. Bend County

Effective Interest - Actual Life

Receipts in Period

04/01/21 - 04/30/21

8

Security Description	04/01/21 04/07/21	04/08/21 04/14/21	04/15/21 04/21/21	04/22/21 04/28/21	04/29/21 04/30/21	04/01/21 04/30/21
<b>Combined Port</b>						
Money Market	7,254.72	7,254.71	7,254.71	7,254.71	1,930.08	30,948.93
State Pool	<u>5,308.02</u>	<u>5,308.03</u>	<u>5,308.03</u>	<u>5,308.03</u>	<u>1,371.99</u>	<u>22,604.10</u>
<b>Port Total</b>	<b><u>12,562.74</u></b>	<b><u>12,562.74</u></b>	<b><u>12,562.74</u></b>	<b><u>12,562.74</u></b>	<b><u>3,302.07</u></b>	<b><u>53,553.03</u></b>
<b>Combined Port</b>						
Money Market	0.1380	0.1380	0.1380	0.1380	0.1380	0.1380
State Pool	<u>0.0846</u>	<u>0.0846</u>	<u>0.0846</u>	<u>0.0846</u>	<u>0.0766</u>	<u>0.0841</u>
<b>Port Total</b>	<b><u>0.1090</u></b>	<b><u>0.1090</u></b>	<b><u>0.1090</u></b>	<b><u>0.1090</u></b>	<b><u>0.1035</u></b>	<b><u>0.1086</u></b>



**Maturity Aging**  
**Ft. Bend County**  
 Effective Interest - Actual Life  
 Receipts in Period  
 04/30/21

CUSIP	Invest Number	Security Description	Purchase Date	Days to Maturity	Yield Matur
<b>Cash / Money Market</b>					
	AR-0058	Money Market	01/31/21	0	0.1500
	AR-0047	State Pool	05/12/20	0	0.0851
	AR-0028	State Pool	11/10/08	0	0.0851
	AR-0029	State Pool	11/10/08	0	0.0851
	AR-0032	State Pool	11/10/08	0	0.0851
	AR-0035	State Pool	11/10/08	0	0.0851
	AR-0015	State Pool	11/01/08	0	0.0840
	AR-0016	State Pool	11/01/08	0	0.0840
	AR-0017	State Pool	11/01/08	0	0.0840
	AR-0019	State Pool	11/01/08	0	0.0840
	AR-0041	State Pool	08/31/16	0	0.0840
	AR-0043	State Pool	08/31/16	0	0.0840
	AR-0046	State Pool	12/09/16	0	0.0840
	AR-0049	State Pool	05/13/20	0	0.0840
	AR-0050	State Pool	05/13/20	0	0.0840
	AR-0051	State Pool	05/13/20	0	0.0840
	AR-0053	State Pool	05/13/20	0	0.0840
	AR-0054	State Pool	05/13/20	0	0.0840
	AR-0055	State Pool	05/13/20	0	0.0840
	AR-0056	State Pool	05/13/20	0	0.0840
	AR-0057	State Pool	05/13/20	0	0.0840
	AR-0022	State Pool	11/01/08	0	0.0500
	AR-0024	State Pool	11/01/08	0	0.0500
	AR-0026	State Pool	11/01/08	0	0.0500
	AR-0027	State Pool	11/01/08	0	0.0500
<b>Cash / Money Market Total</b>				<u>0</u>	<u>0.1118</u>
<b>Investment Total</b>				<u>0</u>	<u>0.1118</u>

**Activity Statement**  
**Ft. Bend County**  
 Effective Interest - Actual Life  
 Receipts in Period  
 04/01/21 - 04/30/21

Purchase Date	Sale Date	CUSIP	Invest Number	Security Description	Amor Value On 04/01/21	Changes In Principal	Purchase Cost	Sales Proceeds	Purchased Interest	Int/Div Rec In the Perd	Amor Value On 04/30/21
<b>Money Market</b>											
01/31/21	Open	Cadence-Money Market Accts	AR-0058	Money Market	<u>274,098,426.92</u>	<u>-37,707,678.53</u>	<u>0.00</u>	<u>0.00</u>	<u>0.00</u>	<u>30,948.93</u>	<u>236,390,748.39</u>
<b>Money Market Total</b>					<b><u>274,098,426.92</u></b>	<b><u>-37,707,678.53</u></b>	<b><u>0.00</u></b>	<b><u>0.00</u></b>	<b><u>0.00</u></b>	<b><u>30,948.93</u></b>	<b><u>236,390,748.39</u></b>
<b>State Pool</b>											
11/01/08	Open	MB02-MBIA General	AR-0015	State Pool	156,011,574.42	10,767.31	0.00	0.00	0.00	10,767.31	156,022,341.73
11/01/08	Open	MB03-MBIA Road & Bridge	AR-0016	State Pool	7,575,213.23	522.80	0.00	0.00	0.00	522.80	7,575,736.03
11/01/08	Open	MB04-MBIA Drainage	AR-0017	State Pool	6,290,167.50	434.12	0.00	0.00	0.00	434.12	6,290,601.62
11/01/08	Open	MB06-MBIA Toll Rd. Operations	AR-0019	State Pool	43,981,874.17	3,035.47	0.00	0.00	0.00	3,035.47	43,984,909.64
11/01/08	Open	TT00-TX TERM General	AR-0022	State Pool	1,071.69	0.04	0.00	0.00	0.00	0.04	1,071.73
11/01/08	Open	TT02-TX TERM Toll Rd. Operation	AR-0024	State Pool	1,070.47	0.04	0.00	0.00	0.00	0.04	1,070.51
11/01/08	Open	TT04-TX TERM Road & Bridge	AR-0026	State Pool	1,068.52	0.04	0.00	0.00	0.00	0.04	1,068.56
11/01/08	Open	TT05-TX TERM Drainage	AR-0027	State Pool	354.48	0.01	0.00	0.00	0.00	0.01	354.49
11/10/08	Open	LOG1-Logic- General	AR-0028	State Pool	742,878.70	51.96	0.00	0.00	0.00	51.96	742,930.66
11/10/08	Open	LOG2-Logic-Toll Rd.Operations	AR-0029	State Pool	35,118,300.29	2,455.58	0.00	0.00	0.00	2,455.58	35,120,755.87
11/10/08	Open	LOG5-Logic-Drainage	AR-0032	State Pool	522,218.16	36.52	0.00	0.00	0.00	36.52	522,254.68
11/10/08	Open	LOG8-Logic-Road & Bridge	AR-0035	State Pool	2,523,101.60	176.44	0.00	0.00	0.00	176.44	2,523,278.04
08/31/16	Open	MB12-MBIA ESD 100 AGREEMENT	AR-0041	State Pool	1,990,044.56	137.37	0.00	0.00	0.00	137.37	1,990,181.93
08/31/16	Open	MB14-MBIA GR PARKWAY OPERATIONS	AR-0043	State Pool	24,904,526.73	1,718.83	0.00	0.00	0.00	1,718.83	24,906,245.56
12/09/16	Open	MB17 - SR LIEN BOND 2016	AR-0046	State Pool	4,019,010.05	277.37	0.00	0.00	0.00	277.37	4,019,287.42
05/12/20	Open	LO10-LOGIC-COUNTY'S CARE ACT	AR-0047	State Pool	992.57	0.04	0.00	0.00	0.00	0.04	992.61
05/13/20	Open	MB19-MBIA FBC ASSIST. DIST. #2	AR-0049	State Pool	2,505,944.33	172.94	0.00	0.00	0.00	172.94	2,506,117.27
05/13/20	Open	MB20- MBIA FBC ASSIST. DIST. #4	AR-0050	State Pool	1,252,972.15	86.46	0.00	0.00	0.00	86.46	1,253,058.61
05/13/20	Open	MB21-MBIA FBC ASSIST. DIST. #6	AR-0051	State Pool	2,004,755.43	138.36	0.00	0.00	0.00	138.36	2,004,893.79
05/13/20	Open	MB23-MBIA JUVENILE	AR-0053	State Pool	5,514,491.22	380.60	0.00	0.00	0.00	380.60	5,514,871.82
05/13/20	Open	MB24-MBIA DEBT SERVICE	AR-0054	State Pool	11,006,433.86	759.64	0.00	0.00	0.00	759.64	11,007,193.50
05/13/20	Open	MB25-MBIA DRAINAGE DEBT SERVICE	AR-0055	State Pool	1,002,377.74	69.19	0.00	0.00	0.00	69.19	1,002,446.93
05/13/20	Open	MB26-FACILITIES BOND 2018	AR-0056	State Pool	10,033,276.40	692.48	0.00	0.00	0.00	692.48	10,033,968.88
05/13/20	Open	MB27-MBIA TX HERITAGE PARKWAY	AR-0057	State Pool	<u>10,005,562.91</u>	<u>690.49</u>	<u>0.00</u>	<u>0.00</u>	<u>0.00</u>	<u>690.49</u>	<u>10,006,253.40</u>
<b>State Pool Total</b>					<b><u>327,009,281.18</u></b>	<b><u>22,604.10</u></b>	<b><u>0.00</u></b>	<b><u>0.00</u></b>	<b><u>0.00</u></b>	<b><u>22,604.10</u></b>	<b><u>327,031,885.28</u></b>
<b>Investment Total</b>					<b><u>601,107,708.10</u></b>	<b><u>-37,685,074.43</u></b>	<b><u>0.00</u></b>	<b><u>0.00</u></b>	<b><u>0.00</u></b>	<b><u>53,553.03</u></b>	<b><u>563,422,633.67</u></b>

**Interest Accrual**  
**Ft. Bend County**  
Effective Interest - Actual Life  
Receipts in Period  
04/01/21 - 04/30/21

CUSIP	Invest Number	Security Description	Purchase Date	Sale Date	Yield Earned	Ending Par Val/Shares	Ending Amor Val/Cost	Purchased Interest	Int/Div Rec In the Perd	Int/Div Accrued In the Perd	PTD Purch Received	Int/Div Rec Purch/Date	Int/Div Accrued Purch/Date
<b>09 - Temporary Holding</b>													
<b>Money Market</b>													
Cadence-Money Market Accts	AR-0058	Money Market	01/31/21	Open	<u>0.1380</u>	<u>236,390,748.39</u>	<u>236,390,748.39</u>	<u>0.00</u>	<u>30,948.93</u>	<u>0.00</u>	<u>0.00</u>	<u>130,294.56</u>	<u>0.00</u>
<b>Money Market Total</b>					<b><u>0.1380</u></b>	<b><u>236,390,748.39</u></b>	<b><u>236,390,748.39</u></b>	<b><u>0.00</u></b>	<b><u>30,948.93</u></b>	<b><u>0.00</u></b>	<b><u>0.00</u></b>	<b><u>130,294.56</u></b>	<b><u>0.00</u></b>
<b>09 - Temporary Holding Total</b>					<b><u>0.1380</u></b>	<b><u>236,390,748.39</u></b>	<b><u>236,390,748.39</u></b>	<b><u>0.00</u></b>	<b><u>30,948.93</u></b>	<b><u>0.00</u></b>	<b><u>0.00</u></b>	<b><u>130,294.56</u></b>	<b><u>0.00</u></b>
<b>145 - ESD 100 Agreement</b>													
<b>State Pool</b>													
MB12-MBIA ESD 100 AGREEMENT	AR-0041	State Pool	08/31/16	Open	<u>0.0840</u>	<u>1,990,181.93</u>	<u>1,990,181.93</u>	<u>0.00</u>	<u>137.37</u>	<u>0.00</u>	<u>0.00</u>	<u>88,623.17</u>	<u>0.00</u>
<b>State Pool Total</b>					<b><u>0.0840</u></b>	<b><u>1,990,181.93</u></b>	<b><u>1,990,181.93</u></b>	<b><u>0.00</u></b>	<b><u>137.37</u></b>	<b><u>0.00</u></b>	<b><u>0.00</u></b>	<b><u>88,623.17</u></b>	<b><u>0.00</u></b>
<b>145 - ESD 100 Agreement Total</b>					<b><u>0.0840</u></b>	<b><u>1,990,181.93</u></b>	<b><u>1,990,181.93</u></b>	<b><u>0.00</u></b>	<b><u>137.37</u></b>	<b><u>0.00</u></b>	<b><u>0.00</u></b>	<b><u>88,623.17</u></b>	<b><u>0.00</u></b>
<b>802 - Sr Lien 2016</b>													
<b>State Pool</b>													
MB17 - SR LIEN BOND 2016	AR-0046	State Pool	12/09/16	Open	<u>0.0840</u>	<u>4,019,287.42</u>	<u>4,019,287.42</u>	<u>0.00</u>	<u>277.37</u>	<u>0.00</u>	<u>0.00</u>	<u>170,028.46</u>	<u>0.00</u>
<b>State Pool Total</b>					<b><u>0.0840</u></b>	<b><u>4,019,287.42</u></b>	<b><u>4,019,287.42</u></b>	<b><u>0.00</u></b>	<b><u>277.37</u></b>	<b><u>0.00</u></b>	<b><u>0.00</u></b>	<b><u>170,028.46</u></b>	<b><u>0.00</u></b>
<b>802 - Sr Lien 2016 Total</b>					<b><u>0.0840</u></b>	<b><u>4,019,287.42</u></b>	<b><u>4,019,287.42</u></b>	<b><u>0.00</u></b>	<b><u>277.37</u></b>	<b><u>0.00</u></b>	<b><u>0.00</u></b>	<b><u>170,028.46</u></b>	<b><u>0.00</u></b>
<b>810 - FBC Toll Road Operations</b>													
<b>State Pool</b>													
TT02-TX TERM Toll Rd. Operation	AR-0024	State Pool	11/01/08	Open	<u>0.0000</u>	<u>0.00</u>	<u>0.00</u>	<u>0.00</u>	<u>0.00</u>	<u>0.00</u>	<u>0.00</u>	<u>0.00</u>	<u>0.00</u>
<b>State Pool Total</b>					<b><u>0.0000</u></b>	<b><u>0.00</u></b>	<b><u>0.00</u></b>	<b><u>0.00</u></b>	<b><u>0.00</u></b>	<b><u>0.00</u></b>	<b><u>0.00</u></b>	<b><u>0.00</u></b>	<b><u>0.00</u></b>
<b>810 - FBC Toll Road Operations Total</b>					<b><u>0.0000</u></b>	<b><u>0.00</u></b>	<b><u>0.00</u></b>	<b><u>0.00</u></b>	<b><u>0.00</u></b>	<b><u>0.00</u></b>	<b><u>0.00</u></b>	<b><u>0.00</u></b>	<b><u>0.00</u></b>
<b>815 - Grand Parkway Operations</b>													
<b>State Pool</b>													
MB14-MBIA GR PARKWAY OPERATIONS	AR-0043	State Pool	08/31/16	Open	<u>0.0840</u>	<u>24,906,245.56</u>	<u>24,906,245.56</u>	<u>0.00</u>	<u>1,718.83</u>	<u>0.00</u>	<u>0.00</u>	<u>406,240.08</u>	<u>0.00</u>
<b>State Pool Total</b>					<b><u>0.0840</u></b>	<b><u>24,906,245.56</u></b>	<b><u>24,906,245.56</u></b>	<b><u>0.00</u></b>	<b><u>1,718.83</u></b>	<b><u>0.00</u></b>	<b><u>0.00</u></b>	<b><u>406,240.08</u></b>	<b><u>0.00</u></b>
<b>815 - Grand Parkway Operations Total</b>					<b><u>0.0840</u></b>	<b><u>24,906,245.56</u></b>	<b><u>24,906,245.56</u></b>	<b><u>0.00</u></b>	<b><u>1,718.83</u></b>	<b><u>0.00</u></b>	<b><u>0.00</u></b>	<b><u>406,240.08</u></b>	<b><u>0.00</u></b>
<b>LO10 - LOGIC COUNTYS CARES ACT</b>													
<b>State Pool</b>													
LO10-LOGIC-COUNTY'S CARE ACT	AR-0047	State Pool	05/12/20	Open	<u>0.0490</u>	<u>992.61</u>	<u>992.61</u>	<u>0.00</u>	<u>0.04</u>	<u>0.00</u>	<u>0.00</u>	<u>146,992.61</u>	<u>0.00</u>
<b>State Pool Total</b>					<b><u>0.0490</u></b>	<b><u>992.61</u></b>	<b><u>992.61</u></b>	<b><u>0.00</u></b>	<b><u>0.04</u></b>	<b><u>0.00</u></b>	<b><u>0.00</u></b>	<b><u>146,992.61</u></b>	<b><u>0.00</u></b>
<b>LO10 - LOGIC COUNTYS CARES ACT Total</b>					<b><u>0.0490</u></b>	<b><u>992.61</u></b>	<b><u>992.61</u></b>	<b><u>0.00</u></b>	<b><u>0.04</u></b>	<b><u>0.00</u></b>	<b><u>0.00</u></b>	<b><u>146,992.61</u></b>	<b><u>0.00</u></b>
<b>LOG1 - LOGIC GENERAL</b>													
<b>State Pool</b>													
LOG1-Logic- General	AR-0028	State Pool	11/10/08	Open	<u>0.0851</u>	<u>742,930.66</u>	<u>742,930.66</u>	<u>0.00</u>	<u>51.96</u>	<u>0.00</u>	<u>0.00</u>	<u>813,363.64</u>	<u>0.00</u>
<b>State Pool Total</b>					<b><u>0.0851</u></b>	<b><u>742,930.66</u></b>	<b><u>742,930.66</u></b>	<b><u>0.00</u></b>	<b><u>51.96</u></b>	<b><u>0.00</u></b>	<b><u>0.00</u></b>	<b><u>813,363.64</u></b>	<b><u>0.00</u></b>
<b>LOG1 - LOGIC GENERAL Total</b>					<b><u>0.0851</u></b>	<b><u>742,930.66</u></b>	<b><u>742,930.66</u></b>	<b><u>0.00</u></b>	<b><u>51.96</u></b>	<b><u>0.00</u></b>	<b><u>0.00</u></b>	<b><u>813,363.64</u></b>	<b><u>0.00</u></b>
<b>LOG2 - LOGIC TOLL OPERATIONS</b>													
<b>State Pool</b>													
LOG2-Logic-Toll Rd.Operations	AR-0029	State Pool	11/10/08	Open	<u>0.0851</u>	<u>35,120,755.87</u>	<u>35,120,755.87</u>	<u>0.00</u>	<u>2,455.58</u>	<u>0.00</u>	<u>0.00</u>	<u>182,086.95</u>	<u>0.00</u>
<b>State Pool Total</b>					<b><u>0.0851</u></b>	<b><u>35,120,755.87</u></b>	<b><u>35,120,755.87</u></b>	<b><u>0.00</u></b>	<b><u>2,455.58</u></b>	<b><u>0.00</u></b>	<b><u>0.00</u></b>	<b><u>182,086.95</u></b>	<b><u>0.00</u></b>
<b>LOG2 - LOGIC TOLL OPERATIONS Total</b>					<b><u>0.0851</u></b>	<b><u>35,120,755.87</u></b>	<b><u>35,120,755.87</u></b>	<b><u>0.00</u></b>	<b><u>2,455.58</u></b>	<b><u>0.00</u></b>	<b><u>0.00</u></b>	<b><u>182,086.95</u></b>	<b><u>0.00</u></b>
<b>LOG5 - LOGIC DRAINAGE</b>													
<b>State Pool</b>													
LOG5-Logic-Drainage	AR-0032	State Pool	11/10/08	Open	<u>0.0851</u>	<u>522,254.68</u>	<u>522,254.68</u>	<u>0.00</u>	<u>36.52</u>	<u>0.00</u>	<u>0.00</u>	<u>24,498.45</u>	<u>0.00</u>
<b>State Pool Total</b>					<b><u>0.0851</u></b>	<b><u>522,254.68</u></b>	<b><u>522,254.68</u></b>	<b><u>0.00</u></b>	<b><u>36.52</u></b>	<b><u>0.00</u></b>	<b><u>0.00</u></b>	<b><u>24,498.45</u></b>	<b><u>0.00</u></b>
<b>LOG5 - LOGIC DRAINAGE Total</b>					<b><u>0.0851</u></b>	<b><u>522,254.68</u></b>	<b><u>522,254.68</u></b>	<b><u>0.00</u></b>	<b><u>36.52</u></b>	<b><u>0.00</u></b>	<b><u>0.00</u></b>	<b><u>24,498.45</u></b>	<b><u>0.00</u></b>
<b>LOG8 - LOGIC ROAD &amp; BRIDGE</b>													

**Interest Accrual**  
**Ft. Bend County**  
Effective Interest - Actual Life  
Receipts in Period  
04/01/21 - 04/30/21

CUSIP	Invest Number	Security Description	Purchase Date	Sale Date	Yield Earned	Ending Par Val/Shares	Ending Amor Val/Cost	Purchased Interest	Int/Div Rec In the Perd	Int/Div Accrued In the Perd	PTD Purch Received	Int/Div Rec Purch/Date	Int/Div Accrued Purch/Date
<b>State Pool</b>													
LOG8-Logic-Road & Bridge	AR-0035	State Pool	11/10/08	Open	<u>0.0851</u>	<u>2,523,278.04</u>	<u>2,523,278.04</u>	<u>0.00</u>	<u>176.44</u>	<u>0.00</u>	<u>0.00</u>	<u>28,765.56</u>	<u>0.00</u>
<b>State Pool Total</b>					<b><u>0.0851</u></b>	<b><u>2,523,278.04</u></b>	<b><u>2,523,278.04</u></b>	<b><u>0.00</u></b>	<b><u>176.44</u></b>	<b><u>0.00</u></b>	<b><u>0.00</u></b>	<b><u>28,765.56</u></b>	<b><u>0.00</u></b>
<b>LOG8 - LOGIC ROAD &amp; BRIDGE Total</b>					<b><u>0.0851</u></b>	<b><u>2,523,278.04</u></b>	<b><u>2,523,278.04</u></b>	<b><u>0.00</u></b>	<b><u>176.44</u></b>	<b><u>0.00</u></b>	<b><u>0.00</u></b>	<b><u>28,765.56</u></b>	<b><u>0.00</u></b>
<b>MB02 - MBIA GENERAL</b>													
<b>State Pool</b>													
MB02-MBIA General	AR-0015	State Pool	11/01/08	Open	<u>0.0840</u>	<u>156,022,341.73</u>	<u>156,022,341.73</u>	<u>0.00</u>	<u>10,767.31</u>	<u>0.00</u>	<u>0.00</u>	<u>751,692.10</u>	<u>0.00</u>
<b>State Pool Total</b>					<b><u>0.0840</u></b>	<b><u>156,022,341.73</u></b>	<b><u>156,022,341.73</u></b>	<b><u>0.00</u></b>	<b><u>10,767.31</u></b>	<b><u>0.00</u></b>	<b><u>0.00</u></b>	<b><u>751,692.10</u></b>	<b><u>0.00</u></b>
<b>MB02 - MBIA GENERAL Total</b>					<b><u>0.0840</u></b>	<b><u>156,022,341.73</u></b>	<b><u>156,022,341.73</u></b>	<b><u>0.00</u></b>	<b><u>10,767.31</u></b>	<b><u>0.00</u></b>	<b><u>0.00</u></b>	<b><u>751,692.10</u></b>	<b><u>0.00</u></b>
<b>MB03 - MBIA ROAD &amp; BRIDGE</b>													
<b>State Pool</b>													
MB03-MBIA Road & Bridge	AR-0016	State Pool	11/01/08	Open	<u>0.0840</u>	<u>7,575,736.03</u>	<u>7,575,736.03</u>	<u>0.00</u>	<u>522.80</u>	<u>0.00</u>	<u>0.00</u>	<u>116,475.18</u>	<u>0.00</u>
<b>State Pool Total</b>					<b><u>0.0840</u></b>	<b><u>7,575,736.03</u></b>	<b><u>7,575,736.03</u></b>	<b><u>0.00</u></b>	<b><u>522.80</u></b>	<b><u>0.00</u></b>	<b><u>0.00</u></b>	<b><u>116,475.18</u></b>	<b><u>0.00</u></b>
<b>MB03 - MBIA ROAD &amp; BRIDGE Total</b>					<b><u>0.0840</u></b>	<b><u>7,575,736.03</u></b>	<b><u>7,575,736.03</u></b>	<b><u>0.00</u></b>	<b><u>522.80</u></b>	<b><u>0.00</u></b>	<b><u>0.00</u></b>	<b><u>116,475.18</u></b>	<b><u>0.00</u></b>
<b>MB04 - MBIA DRAINAGE</b>													
<b>State Pool</b>													
MB04-MBIA Drainage	AR-0017	State Pool	11/01/08	Open	<u>0.0840</u>	<u>6,290,601.62</u>	<u>6,290,601.62</u>	<u>0.00</u>	<u>434.12</u>	<u>0.00</u>	<u>0.00</u>	<u>145,894.02</u>	<u>2,620.73</u>
<b>State Pool Total</b>					<b><u>0.0840</u></b>	<b><u>6,290,601.62</u></b>	<b><u>6,290,601.62</u></b>	<b><u>0.00</u></b>	<b><u>434.12</u></b>	<b><u>0.00</u></b>	<b><u>0.00</u></b>	<b><u>145,894.02</u></b>	<b><u>2,620.73</u></b>
<b>MB04 - MBIA DRAINAGE Total</b>					<b><u>0.0840</u></b>	<b><u>6,290,601.62</u></b>	<b><u>6,290,601.62</u></b>	<b><u>0.00</u></b>	<b><u>434.12</u></b>	<b><u>0.00</u></b>	<b><u>0.00</u></b>	<b><u>145,894.02</u></b>	<b><u>2,620.73</u></b>
<b>MB06 - MBIA TOLL RD OPERATIONS</b>													
<b>State Pool</b>													
MB06-MBIA Toll Rd. Operations	AR-0019	State Pool	11/01/08	Open	<u>0.0840</u>	<u>43,984,909.64</u>	<u>43,984,909.64</u>	<u>0.00</u>	<u>3,035.47</u>	<u>0.00</u>	<u>0.00</u>	<u>672,076.08</u>	<u>38,363.64</u>
<b>State Pool Total</b>					<b><u>0.0840</u></b>	<b><u>43,984,909.64</u></b>	<b><u>43,984,909.64</u></b>	<b><u>0.00</u></b>	<b><u>3,035.47</u></b>	<b><u>0.00</u></b>	<b><u>0.00</u></b>	<b><u>672,076.08</u></b>	<b><u>38,363.64</u></b>
<b>MB06 - MBIA TOLL RD OPERATIONS Total</b>					<b><u>0.0840</u></b>	<b><u>43,984,909.64</u></b>	<b><u>43,984,909.64</u></b>	<b><u>0.00</u></b>	<b><u>3,035.47</u></b>	<b><u>0.00</u></b>	<b><u>0.00</u></b>	<b><u>672,076.08</u></b>	<b><u>38,363.64</u></b>
<b>MB19 - MBIA FBC ASSIST DIST #2</b>													
<b>State Pool</b>													
MB19-MBIA FBC ASSIST. DIST. #2	AR-0049	State Pool	05/13/20	Open	<u>0.0840</u>	<u>2,506,117.27</u>	<u>2,506,117.27</u>	<u>0.00</u>	<u>172.94</u>	<u>0.00</u>	<u>0.00</u>	<u>6,117.27</u>	<u>0.00</u>
<b>State Pool Total</b>					<b><u>0.0840</u></b>	<b><u>2,506,117.27</u></b>	<b><u>2,506,117.27</u></b>	<b><u>0.00</u></b>	<b><u>172.94</u></b>	<b><u>0.00</u></b>	<b><u>0.00</u></b>	<b><u>6,117.27</u></b>	<b><u>0.00</u></b>
<b>MB19 - MBIA FBC ASSIST DIST #2 Total</b>					<b><u>0.0840</u></b>	<b><u>2,506,117.27</u></b>	<b><u>2,506,117.27</u></b>	<b><u>0.00</u></b>	<b><u>172.94</u></b>	<b><u>0.00</u></b>	<b><u>0.00</u></b>	<b><u>6,117.27</u></b>	<b><u>0.00</u></b>
<b>MB20 - MBIA FBC ASSIST DIST #4</b>													
<b>State Pool</b>													
MB20- MBIA FBC ASSIST. DIST. #4	AR-0050	State Pool	05/13/20	Open	<u>0.0840</u>	<u>1,253,058.61</u>	<u>1,253,058.61</u>	<u>0.00</u>	<u>86.46</u>	<u>0.00</u>	<u>0.00</u>	<u>3,058.61</u>	<u>0.00</u>
<b>State Pool Total</b>					<b><u>0.0840</u></b>	<b><u>1,253,058.61</u></b>	<b><u>1,253,058.61</u></b>	<b><u>0.00</u></b>	<b><u>86.46</u></b>	<b><u>0.00</u></b>	<b><u>0.00</u></b>	<b><u>3,058.61</u></b>	<b><u>0.00</u></b>
<b>MB20 - MBIA FBC ASSIST DIST #4 Total</b>					<b><u>0.0840</u></b>	<b><u>1,253,058.61</u></b>	<b><u>1,253,058.61</u></b>	<b><u>0.00</u></b>	<b><u>86.46</u></b>	<b><u>0.00</u></b>	<b><u>0.00</u></b>	<b><u>3,058.61</u></b>	<b><u>0.00</u></b>
<b>MB21 - MBIA ASSIST DIST #6</b>													
<b>State Pool</b>													
MB21-MBIA FBC ASSIST. DIST. #6	AR-0051	State Pool	05/13/20	Open	<u>0.0840</u>	<u>2,004,893.79</u>	<u>2,004,893.79</u>	<u>0.00</u>	<u>138.36</u>	<u>0.00</u>	<u>0.00</u>	<u>4,893.79</u>	<u>0.00</u>
<b>State Pool Total</b>					<b><u>0.0840</u></b>	<b><u>2,004,893.79</u></b>	<b><u>2,004,893.79</u></b>	<b><u>0.00</u></b>	<b><u>138.36</u></b>	<b><u>0.00</u></b>	<b><u>0.00</u></b>	<b><u>4,893.79</u></b>	<b><u>0.00</u></b>
<b>MB21 - MBIA ASSIST DIST #6 Total</b>					<b><u>0.0840</u></b>	<b><u>2,004,893.79</u></b>	<b><u>2,004,893.79</u></b>	<b><u>0.00</u></b>	<b><u>138.36</u></b>	<b><u>0.00</u></b>	<b><u>0.00</u></b>	<b><u>4,893.79</u></b>	<b><u>0.00</u></b>
<b>MB23 - MBIA JUVENILE</b>													
<b>State Pool</b>													
MB23-MBIA JUVENILE	AR-0053	State Pool	05/13/20	Open	<u>0.0840</u>	<u>5,514,871.82</u>	<u>5,514,871.82</u>	<u>0.00</u>	<u>380.60</u>	<u>0.00</u>	<u>0.00</u>	<u>14,871.82</u>	<u>0.00</u>
<b>State Pool Total</b>					<b><u>0.0840</u></b>	<b><u>5,514,871.82</u></b>	<b><u>5,514,871.82</u></b>	<b><u>0.00</u></b>	<b><u>380.60</u></b>	<b><u>0.00</u></b>	<b><u>0.00</u></b>	<b><u>14,871.82</u></b>	<b><u>0.00</u></b>
<b>MB23 - MBIA JUVENILE Total</b>					<b><u>0.0840</u></b>	<b><u>5,514,871.82</u></b>	<b><u>5,514,871.82</u></b>	<b><u>0.00</u></b>	<b><u>380.60</u></b>	<b><u>0.00</u></b>	<b><u>0.00</u></b>	<b><u>14,871.82</u></b>	<b><u>0.00</u></b>
<b>MB24 - MBIA DEBT SERVICE</b>													
<b>State Pool</b>													

**Interest Accrual**  
**Ft. Bend County**  
Effective Interest - Actual Life  
Receipts in Period  
04/01/21 - 04/30/21

CUSIP	Invest Number	Security Description	Purchase Date	Sale Date	Yield Earned	Ending Par Val/Shares	Ending Amor Val/Cost	Purchased Interest	Int/Div Rec In the Perd	Int/Div Accrued In the Perd	PTD Purch Received	Int/Div Rec Purch/Date	Int/Div Accrued Purch/Date
MB24-MBIA DEBT SERVICE	AR-0054	State Pool	05/13/20	Open	0.0840	11,007,193.50	11,007,193.50	0.00	759.64	0.00	0.00	38,916.26	0.00
<b>State Pool Total</b>					<b>0.0840</b>	<b>11,007,193.50</b>	<b>11,007,193.50</b>	<b>0.00</b>	<b>759.64</b>	<b>0.00</b>	<b>0.00</b>	<b>38,916.26</b>	<b>0.00</b>
<b>MB24 - MBIA DEBT SERVICE Total</b>					<b>0.0840</b>	<b>11,007,193.50</b>	<b>11,007,193.50</b>	<b>0.00</b>	<b>759.64</b>	<b>0.00</b>	<b>0.00</b>	<b>38,916.26</b>	<b>0.00</b>
<b>MB25 - MBIA DRAINAGE DEBT SERVICE</b>													
<b>State Pool</b>													
MB25-MBIA DRAINAGE DEBT SERVICE	AR-0055	State Pool	05/13/20	Open	0.0840	1,002,446.93	1,002,446.93	0.00	69.19	0.00	0.00	2,446.93	0.00
<b>State Pool Total</b>					<b>0.0840</b>	<b>1,002,446.93</b>	<b>1,002,446.93</b>	<b>0.00</b>	<b>69.19</b>	<b>0.00</b>	<b>0.00</b>	<b>2,446.93</b>	<b>0.00</b>
<b>MB25 - MBIA DRAINAGE DEBT SERVICE Total</b>					<b>0.0840</b>	<b>1,002,446.93</b>	<b>1,002,446.93</b>	<b>0.00</b>	<b>69.19</b>	<b>0.00</b>	<b>0.00</b>	<b>2,446.93</b>	<b>0.00</b>
<b>MB26 - MBIA FACILITIES BOND 2018</b>													
<b>State Pool</b>													
MB26-FACILITIES BOND 2018	AR-0056	State Pool	05/13/20	Open	0.0840	10,033,968.88	10,033,968.88	0.00	692.48	0.00	0.00	33,968.88	0.00
<b>State Pool Total</b>					<b>0.0840</b>	<b>10,033,968.88</b>	<b>10,033,968.88</b>	<b>0.00</b>	<b>692.48</b>	<b>0.00</b>	<b>0.00</b>	<b>33,968.88</b>	<b>0.00</b>
<b>MB26 - MBIA FACILITIES BOND 2018 Total</b>					<b>0.0840</b>	<b>10,033,968.88</b>	<b>10,033,968.88</b>	<b>0.00</b>	<b>692.48</b>	<b>0.00</b>	<b>0.00</b>	<b>33,968.88</b>	<b>0.00</b>
<b>MB27 - MBIA TX HERITAGE PARKWAY 2020</b>													
<b>State Pool</b>													
MB27-MBIA TX HERITAGE PARKWAY	AR-0057	State Pool	05/13/20	Open	0.0840	10,006,253.40	10,006,253.40	0.00	690.49	0.00	0.00	36,632.75	0.00
<b>State Pool Total</b>					<b>0.0840</b>	<b>10,006,253.40</b>	<b>10,006,253.40</b>	<b>0.00</b>	<b>690.49</b>	<b>0.00</b>	<b>0.00</b>	<b>36,632.75</b>	<b>0.00</b>
<b>MB27 - MBIA TX HERITAGE PARKWAY 2020 Total</b>					<b>0.0840</b>	<b>10,006,253.40</b>	<b>10,006,253.40</b>	<b>0.00</b>	<b>690.49</b>	<b>0.00</b>	<b>0.00</b>	<b>36,632.75</b>	<b>0.00</b>
<b>TT00 - TEXAS TERM GENERAL</b>													
<b>State Pool</b>													
TT00-TX TERM General	AR-0022	State Pool	11/01/08	Open	0.0454	1,071.73	1,071.73	0.00	0.04	0.00	0.00	21,456.50	0.00
<b>State Pool Total</b>					<b>0.0454</b>	<b>1,071.73</b>	<b>1,071.73</b>	<b>0.00</b>	<b>0.04</b>	<b>0.00</b>	<b>0.00</b>	<b>21,456.50</b>	<b>0.00</b>
<b>TT00 - TEXAS TERM GENERAL Total</b>					<b>0.0454</b>	<b>1,071.73</b>	<b>1,071.73</b>	<b>0.00</b>	<b>0.04</b>	<b>0.00</b>	<b>0.00</b>	<b>21,456.50</b>	<b>0.00</b>
<b>TT02 - TEXAS TERM TOLL OPERATIONS</b>													
<b>State Pool</b>													
TT02-TX TERM Toll Rd. Operation	AR-0024	State Pool	11/01/08	Open	0.0455	1,070.51	1,070.51	0.00	0.04	0.00	0.00	18,000.41	0.00
<b>State Pool Total</b>					<b>0.0455</b>	<b>1,070.51</b>	<b>1,070.51</b>	<b>0.00</b>	<b>0.04</b>	<b>0.00</b>	<b>0.00</b>	<b>18,000.41</b>	<b>0.00</b>
<b>TT02 - TEXAS TERM TOLL OPERATIONS Total</b>					<b>0.0455</b>	<b>1,070.51</b>	<b>1,070.51</b>	<b>0.00</b>	<b>0.04</b>	<b>0.00</b>	<b>0.00</b>	<b>18,000.41</b>	<b>0.00</b>
<b>TT04 - TEXAS TERM ROAD &amp; BRIDGE</b>													
<b>State Pool</b>													
TT04-TX TERM Road & Bridge	AR-0026	State Pool	11/01/08	Open	0.0455	1,068.56	1,068.56	0.00	0.04	0.00	0.00	8,275.84	0.00
<b>State Pool Total</b>					<b>0.0455</b>	<b>1,068.56</b>	<b>1,068.56</b>	<b>0.00</b>	<b>0.04</b>	<b>0.00</b>	<b>0.00</b>	<b>8,275.84</b>	<b>0.00</b>
<b>TT04 - TEXAS TERM ROAD &amp; BRIDGE Total</b>					<b>0.0455</b>	<b>1,068.56</b>	<b>1,068.56</b>	<b>0.00</b>	<b>0.04</b>	<b>0.00</b>	<b>0.00</b>	<b>8,275.84</b>	<b>0.00</b>
<b>TT05 - TEXAS TERM DRAINAGE</b>													
<b>State Pool</b>													
TT05-TX TERM Drainage	AR-0027	State Pool	11/01/08	Open	0.0343	354.49	354.49	0.00	0.01	0.00	0.00	5,033.76	0.00
<b>State Pool Total</b>					<b>0.0343</b>	<b>354.49</b>	<b>354.49</b>	<b>0.00</b>	<b>0.01</b>	<b>0.00</b>	<b>0.00</b>	<b>5,033.76</b>	<b>0.00</b>
<b>TT05 - TEXAS TERM DRAINAGE Total</b>					<b>0.0343</b>	<b>354.49</b>	<b>354.49</b>	<b>0.00</b>	<b>0.01</b>	<b>0.00</b>	<b>0.00</b>	<b>5,033.76</b>	<b>0.00</b>

# Premium/Discount Amortization

## Ft. Bend County

Effective Interest - Actual Life

Receipts in Period

04/01/21 - 04/30/21

14

CUSIP	Invest Number	Security Description	Purchase Date	Amortiz Date	Yield Earned	Beginning Par Val/Shares	Beginning Unamor Val/Cost	Premium Discount	Ending Par Val/Shares	Ending Amor Val/Cost	Unamor Prem/Dscnt	Amortization In the Perd	Amortization Purch/Date
<b>Money Market</b>													
	AR-0058	Money Market	01/31/21	Open	0.1380	274,098,426.92	274,098,426.92	0.00	236,390,748.39	236,390,748.39	0.00	0.00	0.00
<b>Money Market Total</b>					<b>0.1380</b>	<b>274,098,426.92</b>	<b>274,098,426.92</b>	<b>0.00</b>	<b>236,390,748.39</b>	<b>236,390,748.39</b>	<b>0.00</b>	<b>0.00</b>	<b>0.00</b>
<b>State Pool</b>													
MB02-MBIA General	AR-0015	State Pool	11/01/08	Open	0.0840	156,011,574.42	156,011,574.42	0.00	156,022,341.73	156,022,341.73	0.00	0.00	0.00
MB03-MBIA Road & Bridge	AR-0016	State Pool	11/01/08	Open	0.0840	7,575,213.23	7,575,213.23	0.00	7,575,736.03	7,575,736.03	0.00	0.00	0.00
MB04-MBIA Drainage	AR-0017	State Pool	11/01/08	Open	0.0840	6,290,167.50	6,290,167.50	0.00	6,290,601.62	6,290,601.62	0.00	0.00	0.00
MB06-MBIA Toll Rd. Operations	AR-0019	State Pool	11/01/08	Open	0.0840	43,981,874.17	43,981,874.17	0.00	43,984,909.64	43,984,909.64	0.00	0.00	0.00
TT00-TX TERM General	AR-0022	State Pool	11/01/08	Open	0.0454	1,071.69	1,071.69	0.00	1,071.73	1,071.73	0.00	0.00	0.00
TT02-TX TERM Toll Rd. Operation	AR-0024	State Pool	11/01/08	Open	0.0455	1,070.47	1,070.47	0.00	1,070.51	1,070.51	0.00	0.00	0.00
TT04-TX TERM Road & Bridge	AR-0026	State Pool	11/01/08	Open	0.0455	1,068.52	1,068.52	0.00	1,068.56	1,068.56	0.00	0.00	0.00
TT05-TX TERM Drainage	AR-0027	State Pool	11/01/08	Open	0.0343	354.48	354.48	0.00	354.49	354.49	0.00	0.00	0.00
LOG1-Logic- General	AR-0028	State Pool	11/10/08	Open	0.0851	742,878.70	742,878.70	0.00	742,930.66	742,930.66	0.00	0.00	0.00
LOG2-Logic-Toll Rd. Operations	AR-0029	State Pool	11/10/08	Open	0.0851	35,118,300.29	35,118,300.29	0.00	35,120,755.87	35,120,755.87	0.00	0.00	0.00
LOG5-Logic-Drainage	AR-0032	State Pool	11/10/08	Open	0.0851	522,218.16	522,218.16	0.00	522,254.68	522,254.68	0.00	0.00	0.00
LOG8-Logic-Road & Bridge	AR-0035	State Pool	11/10/08	Open	0.0851	2,523,101.60	2,523,101.60	0.00	2,523,278.04	2,523,278.04	0.00	0.00	0.00
MB12-MBIA ESD 100 AGREEMENT	AR-0041	State Pool	08/31/16	Open	0.0840	1,990,044.56	1,990,044.56	0.00	1,990,181.93	1,990,181.93	0.00	0.00	0.00
MB14-MBIA GR PARKWAY OPERATIONS	AR-0043	State Pool	08/31/16	Open	0.0840	24,904,526.73	24,904,526.73	0.00	24,906,245.56	24,906,245.56	0.00	0.00	0.00
MB17 - SR LIEN BOND 2016	AR-0046	State Pool	12/09/16	Open	0.0840	4,019,010.05	4,019,010.05	0.00	4,019,287.42	4,019,287.42	0.00	0.00	0.00
LO10-LOGIC-COUNTY'S CARE ACT	AR-0047	State Pool	05/12/20	Open	0.0490	992.57	992.57	0.00	992.61	992.61	0.00	0.00	0.00
MB19-MBIA FBC ASSIST. DIST. #2	AR-0049	State Pool	05/13/20	Open	0.0840	2,505,944.33	2,505,944.33	0.00	2,506,117.27	2,506,117.27	0.00	0.00	0.00
MB20- MBIA FBC ASSIST. DIST. #4	AR-0050	State Pool	05/13/20	Open	0.0840	1,252,972.15	1,252,972.15	0.00	1,253,058.61	1,253,058.61	0.00	0.00	0.00
MB21-MBIA FBC ASSIST. DIST. #6	AR-0051	State Pool	05/13/20	Open	0.0840	2,004,755.43	2,004,755.43	0.00	2,004,893.79	2,004,893.79	0.00	0.00	0.00
MB23-MBIA JUVENILE	AR-0053	State Pool	05/13/20	Open	0.0840	5,514,491.22	5,514,491.22	0.00	5,514,871.82	5,514,871.82	0.00	0.00	0.00
MB24-MBIA DEBT SERVICE	AR-0054	State Pool	05/13/20	Open	0.0840	11,006,433.86	11,006,433.86	0.00	11,007,193.50	11,007,193.50	0.00	0.00	0.00
MB25-MBIA DRAINAGE DEBT SERVICE	AR-0055	State Pool	05/13/20	Open	0.0840	1,002,377.74	1,002,377.74	0.00	1,002,446.93	1,002,446.93	0.00	0.00	0.00
MB26-FACILITIES BOND 2018	AR-0056	State Pool	05/13/20	Open	0.0840	10,033,276.40	10,033,276.40	0.00	10,033,968.88	10,033,968.88	0.00	0.00	0.00
MB27-MBIA TX HERITAGE PARKWAY	AR-0057	State Pool	05/13/20	Open	0.0840	10,005,562.91	10,005,562.91	0.00	10,006,253.40	10,006,253.40	0.00	0.00	0.00
<b>State Pool Total</b>					<b>0.0841</b>	<b>327,009,281.18</b>	<b>327,009,281.18</b>	<b>0.00</b>	<b>327,031,885.28</b>	<b>327,031,885.28</b>	<b>0.00</b>	<b>0.00</b>	<b>0.00</b>
<b>Investment Total</b>					<b>0.1086</b>	<b>601,107,708.10</b>	<b>601,107,708.10</b>	<b>0.00</b>	<b>563,422,633.67</b>	<b>563,422,633.67</b>	<b>0.00</b>	<b>0.00</b>	<b>0.00</b>

# Open Investments

## Ft. Bend County

Effective Interest - Actual Life  
Receipts in Period  
04/30/21

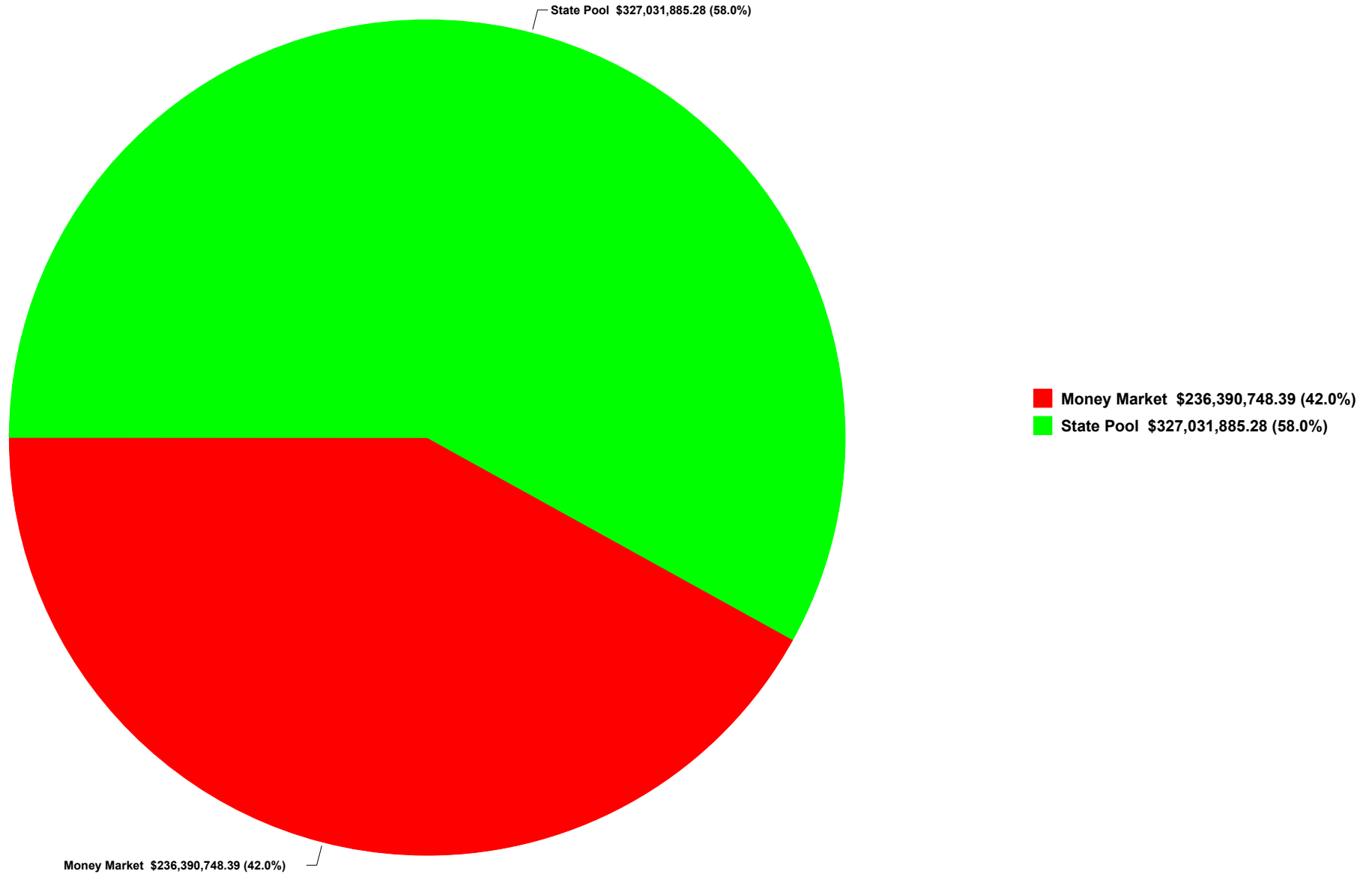
CUSIP	Invest Number	Security Description	Invest Class	Purchase Date	Call Date	Purchase Institut	SafeKeep Institut	Issuing Institut	Yield Matur	Yield Call	Original Unit Cost	Original Par Val/Shares	Original Princ/Cost	Orig Prem Discount	Ending Unit Price	Ending Par Val/Shares	Ending Amor Val/Cost	Ending Prem/Dscnt
<b>Money Market</b>																		
Cadence-Money Market Accts																		
	AR-0058	Money Market		01/31/21	Open	101	None	101	0.1500	0.1500	1.000000	210,194,488.52	210,194,488.52	0.00	1.000000	236,390,748.39	236,390,748.39	0.00
<b>Money Market Total</b>																		
									<u>0.1500</u>	<u>0.1500</u>	<u>1.000000</u>	<u>210,194,488.52</u>	<u>210,194,488.52</u>	<u>0.00</u>	<u>1.000000</u>	<u>236,390,748.39</u>	<u>236,390,748.39</u>	<u>0.00</u>
<b>State Pool</b>																		
MB02-MBIA General																		
	AR-0015	State Pool		11/01/08	Open	2000	None	2000	0.0840	0.0840	1.000000	17,374,917.83	17,374,917.83	0.00	1.000000	156,022,341.73	156,022,341.73	0.00
MB03-MBIA Road & Bridge																		
	AR-0016	State Pool		11/01/08	Open	2000	None	2000	0.0840	0.0840	1.000000	2,856,438.24	2,856,438.24	0.00	1.000000	7,575,736.03	7,575,736.03	0.00
MB04-MBIA Drainage																		
	AR-0017	State Pool		11/01/08	Open	2000	None	2000	0.0840	0.0840	1.000000	1,267,218.21	1,267,218.21	0.00	1.000000	6,290,601.62	6,290,601.62	0.00
MB06-MBIA Toll Rd. Operations																		
	AR-0019	State Pool		11/01/08	Open	2000	None	2000	0.0840	0.0840	1.000000	3,143,377.27	3,143,377.27	0.00	1.000000	43,984,909.64	43,984,909.64	0.00
TT00-TX TERM General																		
	AR-0022	State Pool		11/01/08	Open	2005	None	2005	0.0500	0.0500	1.000000	10,006,437.87	10,006,437.87	0.00	1.000000	1,071.73	1,071.73	0.00
TT02-TX TERM Toll Rd. Operation																		
	AR-0024	State Pool		11/01/08	Open	2005	None	2005	0.0500	0.0500	0.000000	0.00	0.00	0.00	1.000000	1,070.51	1,070.51	0.00
TT04-TX TERM Road & Bridge																		
	AR-0026	State Pool		11/01/08	Open	2005	None	2005	0.0500	0.0500	1.000000	10,463.28	10,463.28	0.00	1.000000	1,068.56	1,068.56	0.00
TT05-TX TERM Drainage																		
	AR-0027	State Pool		11/01/08	Open	2005	None	2005	0.0500	0.0500	1.000000	109,774.61	109,774.61	0.00	1.000000	354.49	354.49	0.00
LOG1-Logic- General																		
	AR-0028	State Pool		11/10/08	Open	200	None	200	0.0851	0.0851	1.000000	10,000,000.00	10,000,000.00	0.00	1.000000	742,930.66	742,930.66	0.00
LOG2-Logic-Toll Rd.Operations																		
	AR-0029	State Pool		11/10/08	Open	200	None	200	0.0851	0.0851	1.000000	2,000,000.00	2,000,000.00	0.00	1.000000	35,120,755.87	35,120,755.87	0.00
LOG5-Logic-Drainage																		
	AR-0032	State Pool		11/10/08	Open	200	None	200	0.0851	0.0851	1.000000	500,000.00	500,000.00	0.00	1.000000	522,254.68	522,254.68	0.00
LOG8-Logic-Road & Bridge																		
	AR-0035	State Pool		11/10/08	Open	200	None	200	0.0851	0.0851	1.000000	1,000,000.00	1,000,000.00	0.00	1.000000	2,523,278.04	2,523,278.04	0.00
MB12-MBIA ESD 100 AGREEMENT																		
	AR-0041	State Pool		08/31/16	Open	2000	None	2000	0.0840	0.0840	1.000000	3,900,000.00	3,900,000.00	0.00	1.000000	1,990,181.93	1,990,181.93	0.00
MB14-MBIA GR PARKWAY OPERATIONS																		
	AR-0043	State Pool		08/31/16	Open	2000	None	2000	0.0840	0.0840	1.000000	8,500,000.00	8,500,000.00	0.00	1.000000	24,906,245.56	24,906,245.56	0.00
MB17 - SR LIEN BOND 2016																		
	AR-0046	State Pool		12/09/16	Open	2000	None	2000	0.0840	0.0840	1.000000	35,000,000.00	35,000,000.00	0.00	1.000000	4,019,287.42	4,019,287.42	0.00
LO10-LOGIC-COUNTY'S CARE ACT																		
	AR-0047	State Pool		05/12/20	Open	200	None	200	0.0851	0.0851	1.000000	67,000,000.00	67,000,000.00	0.00	1.000000	992.61	992.61	0.00
MB19-MBIA FBC ASSIST. DIST. #2																		
	AR-0049	State Pool		05/13/20	Open	2000	None	2000	0.0840	0.0840	1.000000	2,500,000.00	2,500,000.00	0.00	1.000000	2,506,117.27	2,506,117.27	0.00
MB20- MBIA FBC ASSIST. DIST. #4																		
	AR-0050	State Pool		05/13/20	Open	2000	None	2000	0.0840	0.0840	1.000000	1,250,000.00	1,250,000.00	0.00	1.000000	1,253,058.61	1,253,058.61	0.00
MB21-MBIA FBC ASSIST. DIST. #6																		
	AR-0051	State Pool		05/13/20	Open	2000	None	2000	0.0840	0.0840	1.000000	2,000,000.00	2,000,000.00	0.00	1.000000	2,004,893.79	2,004,893.79	0.00
MB23-MBIA JUVENILE																		
	AR-0053	State Pool		05/13/20	Open	2000	None	2000	0.0840	0.0840	1.000000	8,000,000.00	8,000,000.00	0.00	1.000000	5,514,871.82	5,514,871.82	0.00
MB24-MBIA DEBT SERVICE																		
	AR-0054	State Pool		05/13/20	Open	2000	None	2000	0.0840	0.0840	1.000000	21,000,000.00	21,000,000.00	0.00	1.000000	11,007,193.50	11,007,193.50	0.00
MB25-MBIA DRAINAGE DEBT SERVICE																		
	AR-0055	State Pool		05/13/20	Open	2000	None	2000	0.0840	0.0840	1.000000	1,000,000.00	1,000,000.00	0.00	1.000000	1,002,446.93	1,002,446.93	0.00
MB26-FACILITIES BOND 2018																		
	AR-0056	State Pool		05/13/20	Open	2000	None	2000	0.0840	0.0840	1.000000	14,000,000.00	14,000,000.00	0.00	1.000000	10,033,968.88	10,033,968.88	0.00
MB27-MBIA TX HERITAGE PARKWAY																		
	AR-0057	State Pool		05/13/20	Open	2000	None	2000	0.0840	0.0840	1.000000	17,000,000.00	17,000,000.00	0.00	1.000000	10,006,253.40	10,006,253.40	0.00
<b>State Pool Total</b>																		
									<u>0.0841</u>	<u>0.0841</u>	<u>1.000000</u>	<u>229,418,627.31</u>	<u>229,418,627.31</u>	<u>0.00</u>	<u>1.000000</u>	<u>327,031,885.28</u>	<u>327,031,885.28</u>	<u>0.00</u>
<b>Investment Total</b>																		
									<u>0.1118</u>	<u>0.1118</u>	<u>1.000000</u>	<u>439,613,115.83</u>	<u>439,613,115.83</u>	<u>0.00</u>	<u>1.000000</u>	<u>563,422,633.67</u>	<u>563,422,633.67</u>	<u>0.00</u>

# Open Investments

## Ft. Bend County

Effective Interest - Actual Life  
Receipts in Period  
04/30/21

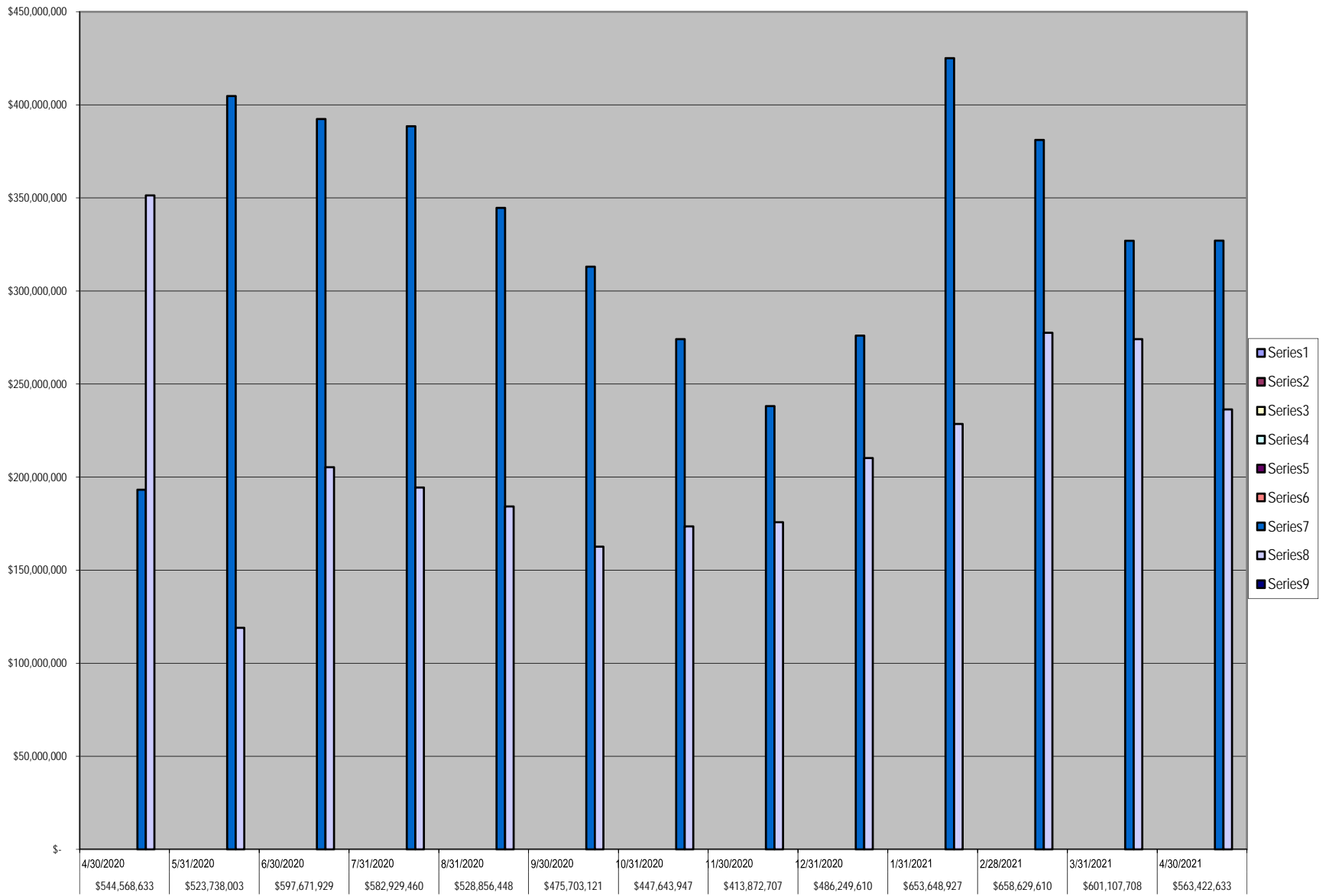
Showing Ending Par Val/Shares: \$563,422,633.67





## FBC INVESTMENT TRAILING 12 MONTHS

Open		FARMERS											Prosperity	Prosperity -
Investments		MAC DN	FFCB	FHLB	FHLMC	FNMA	FNMA	DISCOUNT	NOTE	State Pool	Money Market	Invst. Acct.		
\$ 544,568,633	4/30/2020	\$ -	\$ -	\$ -	\$ -	\$ -	\$ -	\$ -	\$ -	\$ 193,238,431	\$ 351,330,202	\$ -	\$ -	\$ -
\$ 523,738,003	5/31/2020	\$ -	\$ -	\$ -	\$ -	\$ -	\$ -	\$ -	\$ -	\$ 404,698,430	\$ 119,039,573	\$ -	\$ -	\$ -
\$ 597,671,929	6/30/2020	\$ -	\$ -	\$ -	\$ -	\$ -	\$ -	\$ -	\$ -	\$ 392,395,341	\$ 205,276,588	\$ -	\$ -	\$ -
\$ 582,929,460	7/31/2020	\$ -	\$ -	\$ -	\$ -	\$ -	\$ -	\$ -	\$ -	\$ 388,541,826	\$ 194,387,634	\$ -	\$ -	\$ -
\$ 528,856,448	8/31/2020	\$ -	\$ -	\$ -	\$ -	\$ -	\$ -	\$ -	\$ -	\$ 344,641,682	\$ 184,214,766	\$ -	\$ -	\$ -
\$ 475,703,121	9/30/2020	\$ -	\$ -	\$ -	\$ -	\$ -	\$ -	\$ -	\$ -	\$ 313,084,724	\$ 162,618,397	\$ -	\$ -	\$ -
\$ 447,643,947	10/31/2020	\$ -	\$ -	\$ -	\$ -	\$ -	\$ -	\$ -	\$ -	\$ 274,128,242	\$ 173,515,705	\$ -	\$ -	\$ -
\$ 413,872,707	11/30/2020	\$ -	\$ -	\$ -	\$ -	\$ -	\$ -	\$ -	\$ -	\$ 238,129,414	\$ 175,743,293	\$ -	\$ -	\$ -
\$ 486,249,610	12/31/2020	\$ -	\$ -	\$ -	\$ -	\$ -	\$ -	\$ -	\$ -	\$ 276,055,122	\$ 210,194,488	\$ -	\$ -	\$ -
\$ 653,648,927	1/31/2021	\$ -	\$ -	\$ -	\$ -	\$ -	\$ -	\$ -	\$ -	\$ 425,089,250	\$ 228,559,677	\$ -	\$ -	\$ -
\$ 658,629,610	2/28/2021	\$ -	\$ -	\$ -	\$ -	\$ -	\$ -	\$ -	\$ -	\$ 381,123,831	\$ 277,505,779	\$ -	\$ -	\$ -
\$ 601,107,708	3/31/2021	\$ -	\$ -	\$ -	\$ -	\$ -	\$ -	\$ -	\$ -	\$ 327,009,281	\$ 274,098,427	\$ -	\$ -	\$ -
\$ 563,422,633	4/30/2021	\$ -	\$ -	\$ -	\$ -	\$ -	\$ -	\$ -	\$ -	\$ 327,031,885	\$ 236,390,748	\$ -	\$ -	\$ -





5/4/2021



To Whom It May Concern,

In accordance with Cadence Bank's Depository Bid, the interest rate for the month of April 2021 is a fixed rate of 0.15% for all Fort Bend County interest-bearing accounts.

Sincerely,

*Beth Wermeling*

**Beth Wermeling**  
**SVP, Treasury Management Officer**  
**Cadence Bank N.A.**



## Daily Rates

April 30, 2021

Page 19 of 19

## Texas CLASS

Texas CLASS MONTHLY AVERAGE YIELD 0.0840%

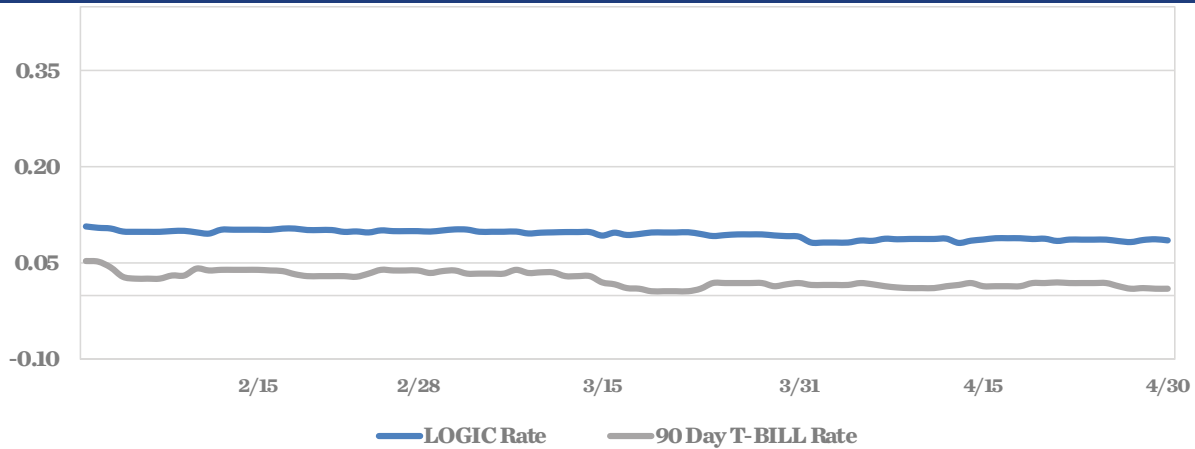
Date	Dividend Rate	Daily Yield
04/01/2021	0.000010420	0.0951%
04/02/2021	0.000000000	0.0951%
04/03/2021	0.000000000	0.0951%
04/04/2021	0.000000000	0.0951%
04/05/2021	0.000002332	0.0851%
04/06/2021	0.000002284	0.0834%
04/07/2021	0.000002236	0.0816%
04/08/2021	0.000002241	0.0818%
04/09/2021	0.000006603	0.0804%
04/10/2021	0.000000000	0.0803%
04/11/2021	0.000000000	0.0803%
04/12/2021	0.000002131	0.0778%
04/13/2021	0.000002184	0.0797%
04/14/2021	0.000002218	0.0809%
04/15/2021	0.000002275	0.0831%
04/16/2021	0.000006843	0.0832%
04/17/2021	0.000000000	0.0833%
04/18/2021	0.000000000	0.0833%
04/19/2021	0.000002264	0.0826%
04/20/2021	0.000002318	0.0846%
04/21/2021	0.000002301	0.0840%
04/22/2021	0.000002306	0.0842%
04/23/2021	0.000006873	0.0836%
04/24/2021	0.000000000	0.0836%
04/25/2021	0.000000000	0.0836%
04/26/2021	0.000002250	0.0821%
04/27/2021	0.000002260	0.0825%
04/28/2021	0.000002226	0.0812%
04/29/2021	0.000002230	0.0814%
04/30/2021	0.000002219	0.0810%

Performance results are shown net of all fees and expenses and reflect the reinvestment of dividends and other earnings. Many factors affect performance including changes in market conditions and interest rates and in response to other economic, political, or financial developments. Investment involves risk including the possible loss of principal. No assurance can be given that the performance objectives of a given strategy will be achieved. **Past performance is no guarantee of future results. Any financial and/or investment decision may incur losses.**

Tel: (800) 707-6242

<https://www.texasclass.com/>

## LOGIC VERSUS 90-DAY TREASURY BILL



This material is for information purposes only. This information does not represent an offer to buy or sell a security. The above rate information is obtained from sources that are believed to be reliable; however, its accuracy or completeness may be subject to change. The LOGIC management fee may be waived in full or in part at the discretion of the LOGIC co-administrators and the LOGIC rate for the period shown reflects waiver of fees. This table represents historical investment performance/return to the customer, net of fees, and is not an indication of future performance. An investment in the security is not insured or guaranteed by the Federal Deposit Insurance Corporation or any other government agency. Although the issuer seeks to preserve the value of an investment of \$1.00 per share, it is possible to lose money by investing in the security. Information about these and other program details are in the fund's Information Statement which should be read carefully before investing. The yield on the 90-Day Treasury Bill ("T-Bill Yield") is shown for comparative purposes only. When comparing the investment returns of the LOGIC pool to the T-Bill Yield, you should know that the LOGIC pool consists of allocations of specific diversified securities as detailed in the respective Information Statements. The T-Bill Yield is taken from Bloomberg Finance L.P. and represents the daily closing yield on the then current 90-Day T-Bill. The LOGIC yield is calculated in accordance with regulations governing the registration of open-end management investment companies under the Investment Company Act of 1940 as promulgated from time to time by the federal Securities and Exchange Commission.

## DAILY SUMMARY FOR APRIL 2021

DATE	MNY MKT FUND EQUIV. [SEC Std.]	DAILY ALLOCATION FACTOR	INVESTED BALANCE	MARKET VALUE PER SHARE	WAM DAYS (1)*	WAL DAYS (2)*
4/1/2021	0.0811%	0.000002221	\$9,179,537,942.16	1.000090	51	73
4/2/2021	0.0811%	0.000002221	\$9,179,537,942.16	1.000090	51	73
4/3/2021	0.0811%	0.000002221	\$9,179,537,942.16	1.000090	51	73
4/4/2021	0.0811%	0.000002221	\$9,179,537,942.16	1.000090	51	73
4/5/2021	0.0844%	0.000002313	\$9,135,690,664.30	1.000102	50	73
4/6/2021	0.0839%	0.000002299	\$9,148,959,921.70	1.000101	52	74
4/7/2021	0.0873%	0.000002392	\$9,138,799,321.27	1.000100	57	79
4/8/2021	0.0864%	0.000002366	\$9,128,219,909.89	1.000100	57	79
4/9/2021	0.0869%	0.000002382	\$9,144,617,006.56	1.000092	56	78
4/10/2021	0.0869%	0.000002382	\$9,144,617,006.56	1.000092	56	78
4/11/2021	0.0869%	0.000002382	\$9,144,617,006.56	1.000092	56	78
4/12/2021	0.0874%	0.000002394	\$9,123,561,690.84	1.000980	56	78
4/13/2021	0.0805%	0.000002206	\$9,103,227,676.00	1.000100	56	77
4/14/2021	0.0841%	0.000002304	\$9,107,994,634.78	1.000100	57	79
4/15/2021	0.0860%	0.000002357	\$9,033,870,243.92	1.000099	57	79
4/16/2021	0.0881%	0.000002413	\$8,921,000,237.78	1.000092	57	80
4/17/2021	0.0881%	0.000002413	\$8,921,000,237.78	1.000092	57	80
4/18/2021	0.0881%	0.000002413	\$8,921,000,237.78	1.000092	57	80
4/19/2021	0.0868%	0.000002377	\$8,891,318,379.96	1.000099	58	80
4/20/2021	0.0873%	0.000002393	\$8,855,328,835.44	1.000098	58	80
4/21/2021	0.0837%	0.000002292	\$8,853,724,361.91	1.000097	58	80
4/22/2021	0.0859%	0.000002354	\$8,830,794,750.03	1.000095	57	78
4/23/2021	0.0858%	0.000002352	\$8,835,509,998.34	1.000087	56	78
4/24/2021	0.0858%	0.000002352	\$8,835,509,998.34	1.000087	56	78
4/25/2021	0.0858%	0.000002352	\$8,835,509,998.34	1.000087	56	78
4/26/2021	0.0835%	0.000002288	\$8,939,115,185.76	1.000091	56	76
4/27/2021	0.0819%	0.000002244	\$8,875,554,165.04	1.000091	56	76
4/28/2021	0.0852%	0.000002333	\$8,814,982,274.33	1.000091	58	77
4/29/2021	0.0864%	0.000002366	\$8,734,062,789.21	1.000090	58	77
4/30/2021	0.0846%	0.000002317	\$8,622,615,270.40	1.000082	56	76
<b>Average</b>	<b>0.0851%</b>	<b>0.000002331</b>	<b>\$8,991,978,452.38</b>		<b>56</b>	<b>77</b>

**Current Rates:**

***April 30, 2021***

**Current Yield<sup>1</sup>**

**0.05%**

**Historical Rates**

**Monthly Distribution Yields<sup>2</sup>**

	<u>2011</u>	<u>2012</u>	<u>2013</u>	<u>2014</u>	<u>2015</u>	<u>2016</u>	<u>2017</u>	<u>2018</u>	<u>2019</u>	<u>2020</u>	<u>2021</u>
<b>January</b>	0.14%	0.08%	0.12%	0.04%	0.07%	0.35%	0.58%	1.34%	2.40%	1.61%	0.07%
<b>February</b>	0.17%	0.10%	0.10%	0.04%	0.08%	0.39%	0.59%	1.40%	2.40%	1.58%	0.05%
<b>March</b>	0.14%	0.10%	0.10%	0.04%	0.09%	0.41%	0.66%	1.50%	2.41%	1.20%	0.05%
<b>April</b>	0.10%	0.10%	0.08%	0.04%	0.09%	0.42%	0.75%	1.65%	2.42%	0.83%	0.05%
<b>May</b>	0.09%	0.12%	0.08%	0.04%	0.09%	0.43%	0.76%	1.75%	2.41%	0.41%	
<b>June</b>	0.09%	0.13%	0.05%	0.04%	0.09%	0.44%	0.85%	1.85%	2.41%	0.24%	
<b>July</b>	0.06%	0.13%	0.05%	0.05%	0.10%	0.45%	0.96%	1.96%	2.38%	0.22%	
<b>August</b>	0.08%	0.13%	0.05%	0.06%	0.11%	0.47%	1.00%	1.99%	2.21%	0.16%	
<b>September</b>	0.07%	0.13%	0.05%	0.06%	0.13%	0.50%	1.03%	2.03%	2.15%	0.14%	
<b>October</b>	0.07%	0.13%	0.04%	0.06%	0.15%	0.47%	1.05%	2.15%	1.97%	0.12%	
<b>November</b>	0.08%	0.13%	0.04%	0.06%	0.15%	0.45%	1.09%	2.21%	1.74%	0.10%	
<b>December</b>	0.11%	0.13%	0.04%	0.07%	0.23%	0.50%	1.21%	2.32%	1.66%	0.09%	

**Call Toll-Free  
1-866-TEX-TERM**

*Past performance is not indicative of future results and yields may vary.*

(1) The current yield, which is also known as the current annualized yield or current seven-day yield, represents the net change, exclusive of capital changes and income other than investment income, in the value of a hypothetical account with a balance of one share (normally \$1.00 per share) over a seven-day base period expressed as a percentage of the value of one share at the beginning of the seven-day period. This resulting net change in account value is then annualized by multiplying it by 365 and dividing the result by 7. The yields shown may reflect fee waivers by service providers that subsidize and reduce the total operating expenses of the TexasDAILY portfolio. Portfolio yields would be lower if there were no such waivers.

(2) The monthly distribution yield represents the sum of a month's one-day allocation factors divided by the number of days in that month, and multiplied by 365. The yields shown may reflect fee waivers by service providers that subsidize and reduce the total operating expenses of the TexasDAILY portfolio. Portfolio yields would be lower if there were no such waivers.

*This information is for institutional investor use only, not for further distribution to retail investors, and does not represent an offer to sell or a solicitation of an offer to buy or sell any fund or other security. Investors should consider the Pool's investment objectives, risks, charges and expenses before investing. This and other information about the Pool is available in the Pool's Information Statement, which should be read carefully before investing. A copy of the Pool's Information Statement may be obtained by calling 1-866-839-8376 or is available on the Pool's website at [www.texasterm.net](http://www.texasterm.net). While TexasDAILY seeks to maintain a stable net asset value of \$1.00 per share and TexasTERM seeks to achieve a net asset value of \$1.00 per share at its stated maturity, it is possible to lose money investing in the Pool. An investment in the Pool is not insured or guaranteed by the Federal Deposit Insurance Corporation or any other government agency. Shares of the Pool are distributed by **PFM Fund Distributors, Inc.**, member Financial Industry Regulatory Authority (FINRA) ([www.finra.org](http://www.finra.org)) and Securities Investor Protection Corporation (SIPC) ([www.sipc.org](http://www.sipc.org)). PFM Fund Distributors, Inc. is a wholly owned subsidiary of PFM Asset Management LLC.*

Cadence Bank  
Money Market Accounts  
April 30, 2021

FUND	DESCRIPTION	BEGINNING BALANCE	DEPOSITS	WITH- DRAWALS	INTEREST	ENDING BALANCE
100	General Operating	79,126,273.01	37,803,289.79	66,773,186.62	7,581.77	50,163,957.95
150	Juvenile Operations	4,508,677.37	2,283,451.29	1,252,946.11	575.90	5,539,758.45
155	Road & Bridge	6,353,330.31	341,686.29	2,191,980.33	648.96	4,503,685.23
160	Drainage District	11,186,794.94	517,084.93	3,785,356.98	1,352.51	7,919,875.40
165	Lateral Road	1,255,106.63	-	-	154.74	1,255,261.37
170	Statue Restoration	4,616.39	-	-	0.57	4,616.96
175	City Water Assistance	2,459.80	195.75	339.77	0.31	2,316.09
185	Entex Contributions	4.71	-	-	-	4.71
190	H L & P Assistance	16,941.93	-	5,100.06	1.79	11,843.66
195	County Law Library	1,314,073.67	40,206.27	41,199.61	161.97	1,313,242.30
200	Law Enforcement Academy	455,062.83	3,895.00	41,863.74	52.83	417,146.92
205	Surface Water Supply Corp.	8,343.29	-	-	1.03	8,344.32
206	Industrial Development Corp	23,210.74	-	-	2.86	23,213.60
207	FBC Historical Commission	10,200.90	-	-	1.26	10,202.16
215	Library Donations	108,993.25	-	945.83	13.41	108,060.83
225	FBC Asset Forfeiture-Task-State	1,153,821.69	95,521.00	6,689.29	142.64	1,242,796.04
235	Probate Court Training	146,365.01	1,385.00	-	18.14	147,768.15
245	Alert Program-Juvenile	55,771.33	-	-	6.88	55,778.21
255	D A Asset Forfeiture-Fed.	55.48	-	-	0.01	55.49
265	Gus George Memorial	4,692.59	-	-	0.58	4,693.17
275	D A Special Fund Run	8,156.64	-	-	1.01	8,157.65
280	Co.Atty.Supplemental Salary	267,275.29	-	3,879.38	32.70	263,428.61
290	VIT Interest (Tax Coll)	115,534.24	-	4,600.82	13.96	110,947.38
300	FBC Elections	176,420.19	174,855.35	1,645.04	22.40	349,652.90
305	FBC Asset Forfeiture-Task-Fed.	38,103.97	-	150.00	4.68	37,958.65
310	Sheriff Ofc/Forfeiture-Assets-St.	783,835.12	733.24	29,287.41	94.48	755,375.43
315	Sheriff Ofc/Forfeiture-Assets-Fed.	153,448.10	-	4,000.00	18.89	149,466.99
320	Constable Pct. 2 F/A	24.08	-	-	-	24.08
322	Constable Pct 3 F/A	7,944.91	-	-	0.98	7,945.89
324	Constable Pct 1 F/A	0.76	-	-	-	0.76
332	Fire Marshal St. Ass't. Forfeiture	703.68	-	-	0.09	703.77
335	DA Asset Forfeiture-State	614,657.11	-	10,369.91	75.07	604,362.27
360	Law Enforcement Training	348,591.85	-	695.00	42.96	347,939.81
390	Child Protective Service IV-E	147,436.16	1,538.46	5,162.04	17.81	143,830.39

Cadence Bank  
Money Market Accounts  
April 30, 2021

402	Hope 3 Program Sales	61.00	-	-	0.01	61.01
410	Child Support IVD Reimb.	349,531.43	1,734.75	64,933.95	35.12	286,367.35
415	Local Law Enf.Block Grant	65,635.31	1,699.98	1,019.87	8.16	66,323.58
440	Supervision	4,443,518.36	318,971.05	442,838.27	543.10	4,320,194.24
470	FBC Assist District #16	11,590.97	1,066.09	2,189.10	1.33	10,469.29
473	FBC Assist District #19	11,863.88	5,694.13	5,931.49	1.44	11,627.96
474	FBC Assist District #20	43,064.01	7,292.76	8,287.39	5.22	42,074.60
476	FBC Assist District #22	169,917.35	29,117.43	-	23.58	199,058.36
600/605	Debt Service Account	8,206,266.78	4,708,191.27	698,615.69	1,435.96	12,217,278.32
610	Drainage Debt Service	3,200,594.00	30,383.00	-	396.68	3,231,373.68
750	Mission Bend/Four Corners	412,579.48	-	2,876.85	50.56	409,753.19
756	2018 Facilities Bond Projects	4,579,060.41	-	379,146.10	543.21	4,200,457.52
760	2020 Facilities Bond Projects	835,407.16	-	835,407.16	-	-
762	2020 Mobility Projects	18,099,348.88	5,528.00	5,197,254.49	1,983.09	12,909,605.48
764	2020 Drainage Flood Projects	20,796,635.94	-	194,611.55	2,562.32	20,604,586.71
766	2020 Mobility - Tx Heritage Pkwy	8,510,040.81	-	2,198,280.46	1,004.01	6,312,764.36
768	2020A Tax Notes	10,767,428.62	-	1,230,737.00	1,317.38	9,538,009.00
771	2021 Tax Note Account	222,459.60	-	81,680.00	17.36	140,796.96
802	Sr. Lien Toll Rd Rev Bonds 2016	5,373,642.32	-	121,108.15	647.57	5,253,181.74
810	Toll Road Operations	6,149,765.86	6,431,161.64	940,410.56	1,040.77	11,641,557.71
815	Grand Pkwy Toll Road Ops	8,721,670.17	4,294,072.35	636,166.84	1,259.80	12,380,835.48
990	County's Cares Act	37,078,917.66	141,916.02	4,750,074.71	4,343.21	32,475,102.18
TREA	Treasurer's Account	3,593,699.75	22,795,909.51	26,389,609.26	38.00	38.00
INVE	FBC Investment Account	-	4,054,690.28	4,054,690.28	0.09	0.09
850M	Boon-Chapman Medical	1,963,913.63	4,851,375.92	4,564,173.74	243.58	2,251,359.39
850D	Boon-Chapman Dental	1,394,201.02	40,024.43	295,846.45	154.91	1,138,533.91
882	Boon-Chapman 125	236,343.73	74,935.26	85,404.56	27.48	225,901.91
884	Fee Officer's Account	2,893,124.30	2,410,801.01	2,536,646.41	-	2,767,278.90
912	JP Credit Card Processing	34,509.47	357,753.22	312,439.89	8.93	79,831.73
908	EMS Credit Card Processing	10,863.18	18,574.85	13,747.66	1.31	15,691.68
DACC	D A Credit Card Processing	38,920.94	10,878.37	4.34	5.44	49,800.41
PTCC	Public Transportation Credit Cards	5,038.61	7,125.00	6,595.83	0.61	5,568.39
CSCC	CSCD Credit Card	275,865.99	249,152.29	309,166.70	20.63	215,872.21
LBCC	Library Credit Card	542.33	2,857.49	1,502.60	0.14	1,897.36
JUCC	Juvenile Credit Card	448.57	1,984.10	2,158.77	0.07	273.97



Cadence Bank  
Money Market Accounts  
April 30, 2021

SOCC	Sheriff Credit Card	27,037.00	34,955.09	30,722.09	2.13	31,272.13
TRCC	Toll Road Permit Credit Card	2,411.54	5,913.52	6,330.05	0.37	1,995.38
130	Assistant Dist Number 1	3,627,280.72	367,011.14	36,063.15	477.14	3,958,705.85
131	Assistant Dist Number 2	2,665,030.95	149,511.10	-	342.08	2,814,884.13
133	Assistant Dist Number 4	747,805.95	28,660.47	10,500.00	93.84	766,060.26
134	Assistant Dist Number 5	314,047.02	4,590.86	3,500.00	38.82	315,176.70
135	Assistant Dist Number 6	983,539.87	98,476.67	26,912.28	127.73	1,055,231.99
136	Assistant Dist Number 7	1,196,397.01	92,785.15	136,080.41	143.59	1,153,245.34
137	Assistant Dist Number 8	91,785.35	4,512.48	4,152.91	11.35	92,156.27
138	Assistant Dist Number 9	1,994,977.14	53,129.71	27,585.60	248.27	2,020,769.52
139	Assistant Dist Number 10	700,925.68	35,202.19	16,889.62	88.07	719,326.32
140	Assistant Dist Number 11	1,241,792.12	127,590.47	-	164.63	1,369,547.22
145	Emergency Svc Dist 100	3,445,984.60	-	-	424.85	3,446,409.45
CCCA	Non Fee Officer CC Clearing Acct	139,060.19	70,482.50	109,879.39	17.57	99,680.87
JPMT	Juror Payments	15,800.33	-	1,982.11	1.83	13,820.05
EPEC	Engineering Permitting E-Check	7,650.82	3,600.00	6,750.82	0.87	4,500.87
JE11	JP 1-1 E-Filing	0.18	6,674.50	5,208.43	0.11	1,466.36
JE12	JP 1-2 E-Filing	306.18	11,644.00	10,314.18	0.30	1,636.30
JE02	JP 2 E-Filing	177.36	17,949.75	15,551.11	0.35	2,576.35
JE03	JP 3 E-Filing	1,740.98	13,806.50	10,653.98	0.28	4,893.78
JE04	JP #4 E-Filing	1,002.33	13,539.50	13,275.33	0.26	1,266.76
	EMS Patient Acct Svcs ACH	0.09	459,307.62	459,307.71	0.21	0.21
	Change Fund Clearing Acct	274.02	2,100.00	2,190.02	0.02	184.02
	<b>Total</b>	<b>274,098,426.92</b>	<b>93,718,175.79</b>	<b>131,456,803.25</b>	<b>30,948.93</b>	<b>236,390,748.39</b>